
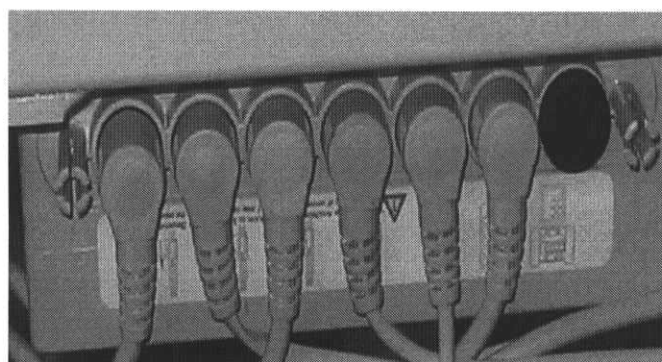




PROTCOLE D'INACTIVATION MOTORISATION DEWERT




Retirer le panneau de tête



Retirer le cache du boîtier



Pour inactiver la pédale, déconnecter le cordon central.




Remettre le cache puis le panneau


PROCOLE D'INACTIVATION MOTORISATION SKF



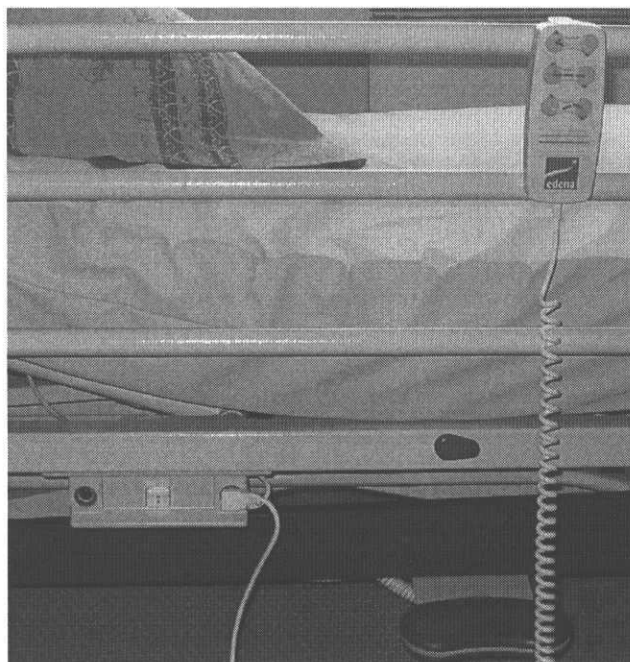
La configuration actuelle



Pédale connectée



Pour inactiver la pédale,
déconnecter le cordon gauche



Configuration pédale déconnectée