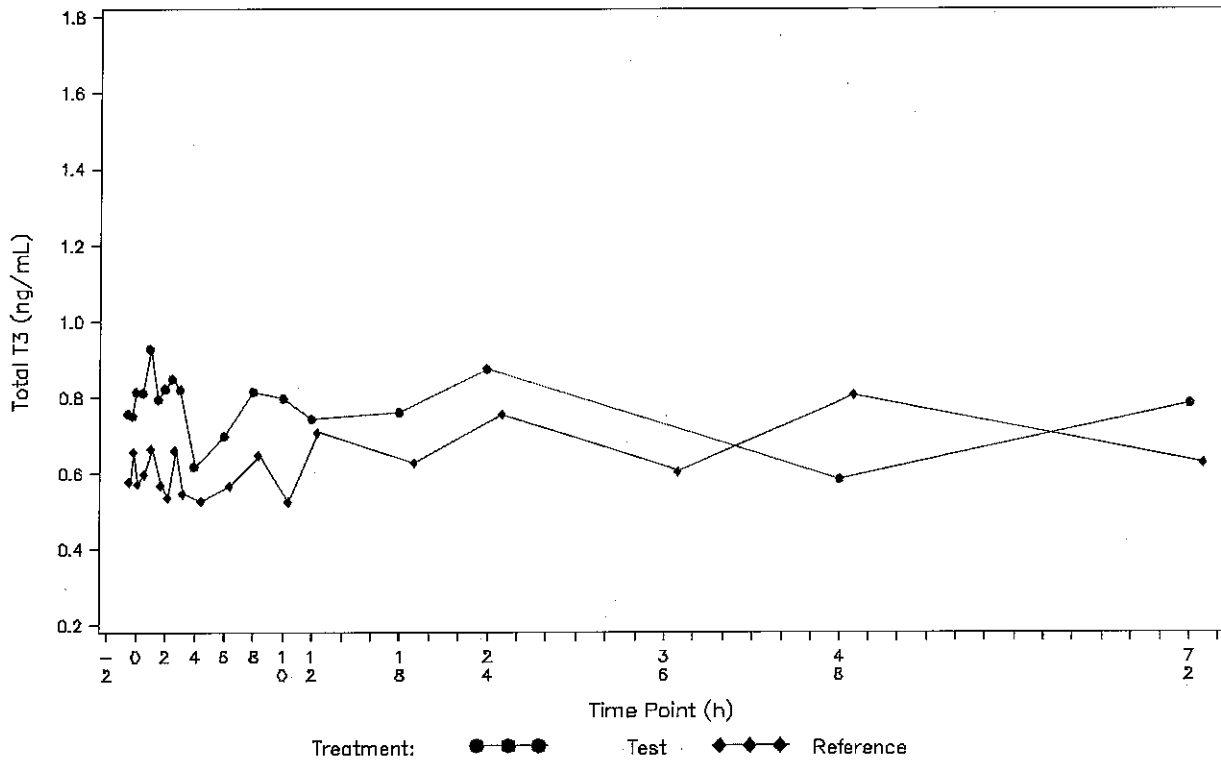


Merck Serono  
EMR 200125-001

Figure 15.4.2.11 Concentration-Time Profiles: Individual Concentration versus Actual Time in Linear Scale (for Total T3 Values)  
(Safety Population)

Subject ID/Random Number:



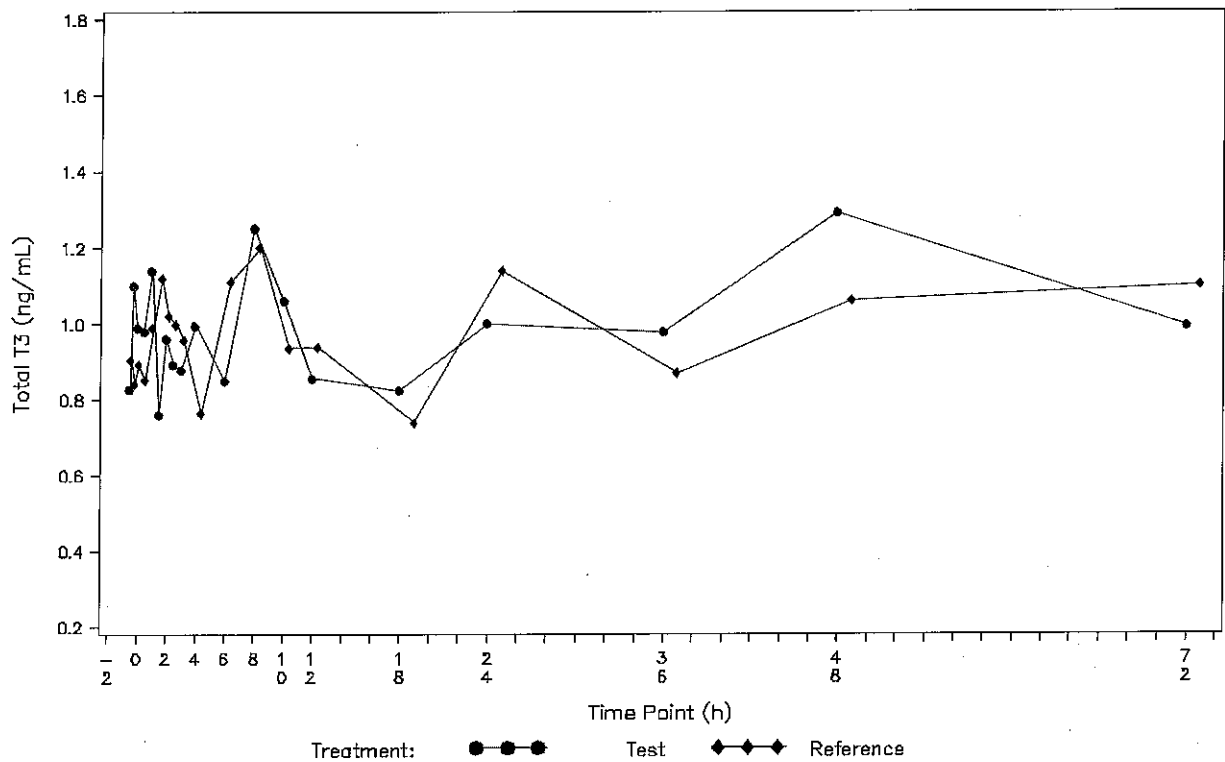
@:Subjects excluded from PK Population;  
Test: 600 µg (3\*200 µg tablets) levothyroxine new formulation.  
Reference: 600 µg (3\*200 µg tablets) levothyroxine old formulation.  
Source: Table 16.2.5.3

/project24/ep/blinded/e210899\_merc/stats/versioncontrol/primary/scripts/program/main/TFL programs/figures/figure  
15.4.2.11.sas



Figure 15.4.2.11 Concentration-Time Profiles: Individual Concentration versus Actual Time in Linear Scale (for Total T3 Values)  
(Safety Population)

Subject ID/Random Number:



0: Subjects excluded from PK Population;  
Test: 600 µg (3\*200 µg tablets) levothyroxine new formulation.  
Reference: 600 µg (3\*200 µg tablets) levothyroxine old formulation.  
Source: Table 16.2.5.3

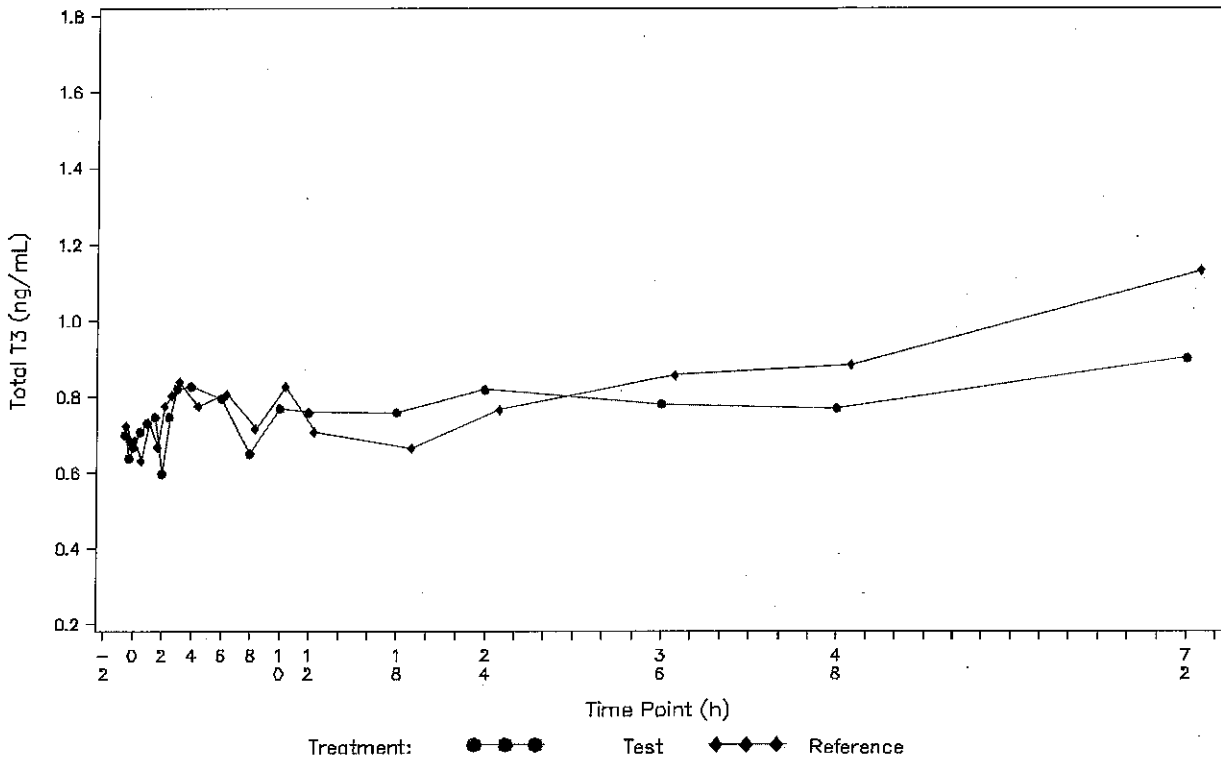
/project24/ep/blinded/e210899\_merc/stats/versioncontrol/primary/scripts/program/main/TFL programs/figures/figure  
15.4.2.11.sas



Merck Serono  
EMR 200125-001

Figure 15.4.2.11 Concentration-Time Profiles: Individual Concentration versus Actual Time in Linear Scale (for Total T3 Values)  
(Safety Population)

Subject ID/Random Number:



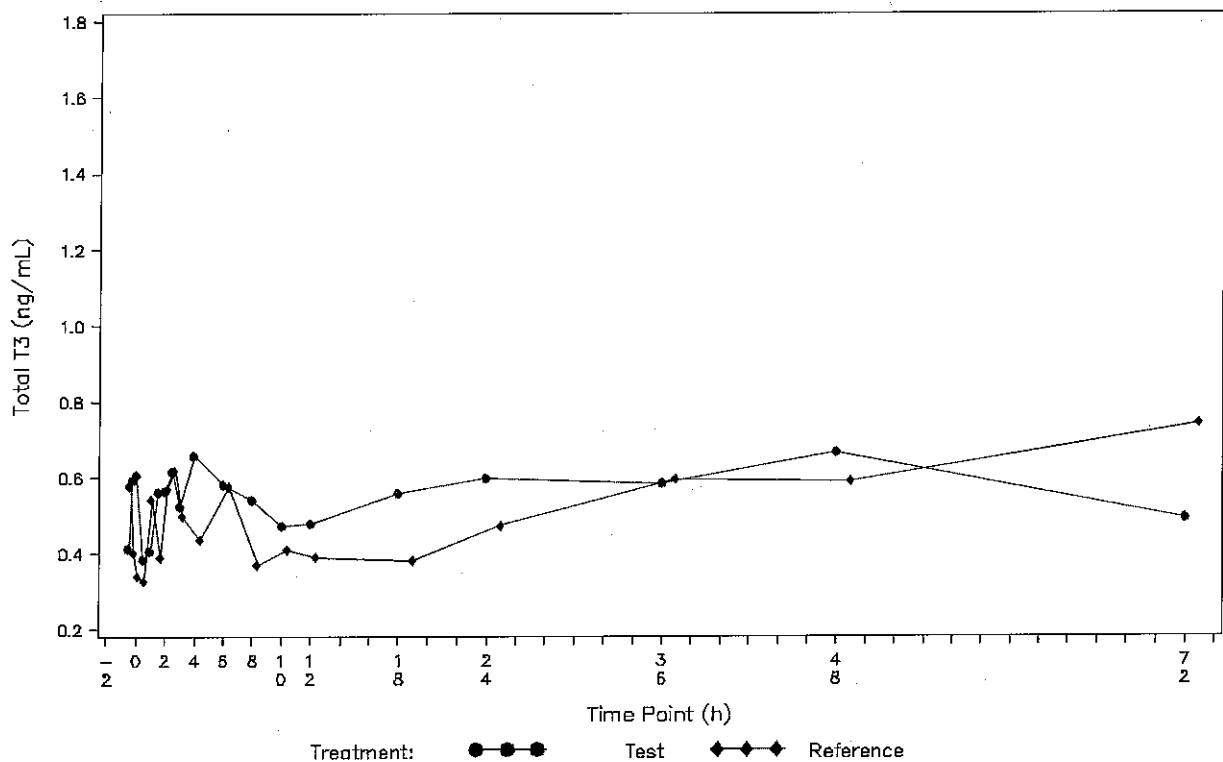
@:Subjects excluded from PK Population;  
Test: 600 µg (3\*200 µg tablets) levothyroxine new formulation.  
Reference: 600 µg (3\*200 µg tablets) levothyroxine old formulation.  
Source: Table 16.2.5.3

/project24/ep/blinded/e210899\_merc/stats/versioncontrol/primary/scripts/program/main/TFL programs/figures/figure  
15.4.2.11.sas



Figure 15.4.2.11 Concentration-Time Profiles: Individual Concentration versus Actual Time in Linear Scale (for Total T3 Values)  
(Safety Population)

Subject ID/Random Number:



@:Subjects excluded from PK Population;  
Test: 600 µg (3\*200 µg tablets) levothyroxine new formulation.  
Reference: 600 µg (3\*200 µg tablets) levothyroxine old formulation.  
Source: Table 16.2.5.3

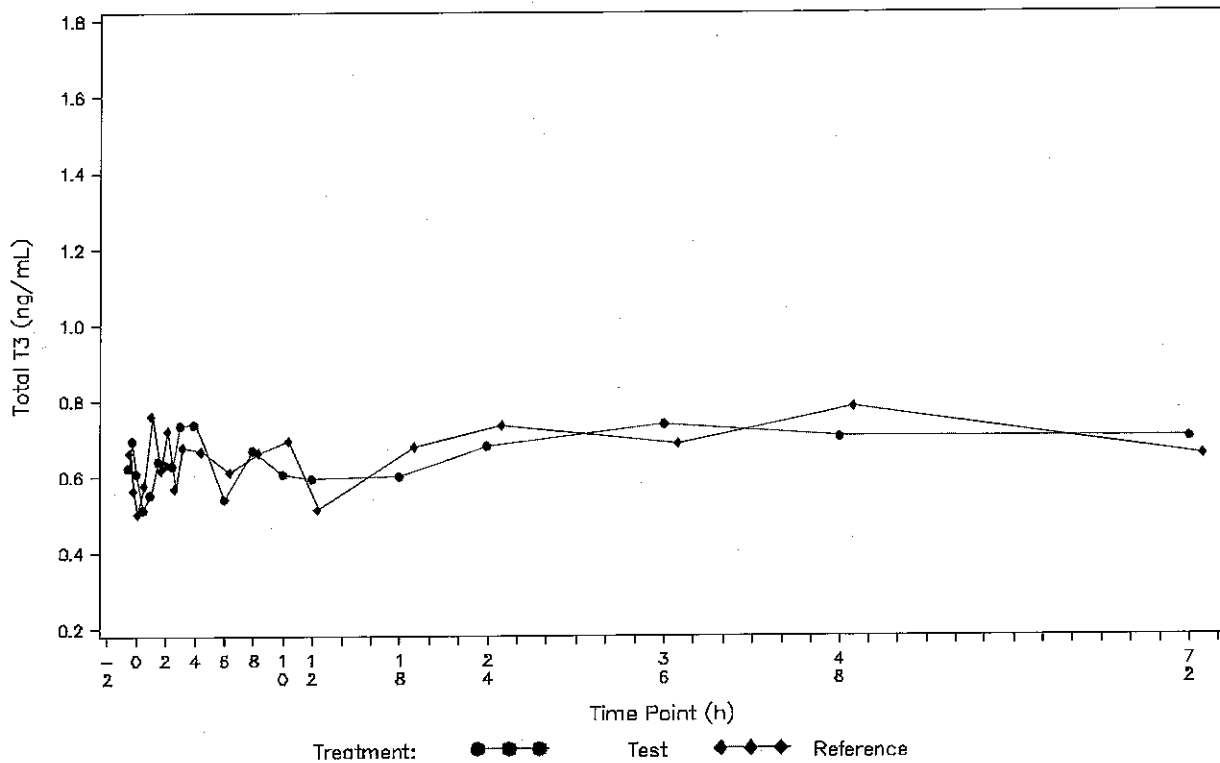
/project24/ep/blinded/e210899\_merc/stats/versioncontrol/primary/scripts/program/main/TFL programs/figures/figure  
15.4.2.11.sas



Merck Serono  
EMR 200125-001

Figure 15.4.2.11 Concentration-Time Profiles: Individual Concentration versus Actual Time in Linear Scale (for Total T3 Values)  
(Safety Population)

Subject ID/Random Number:



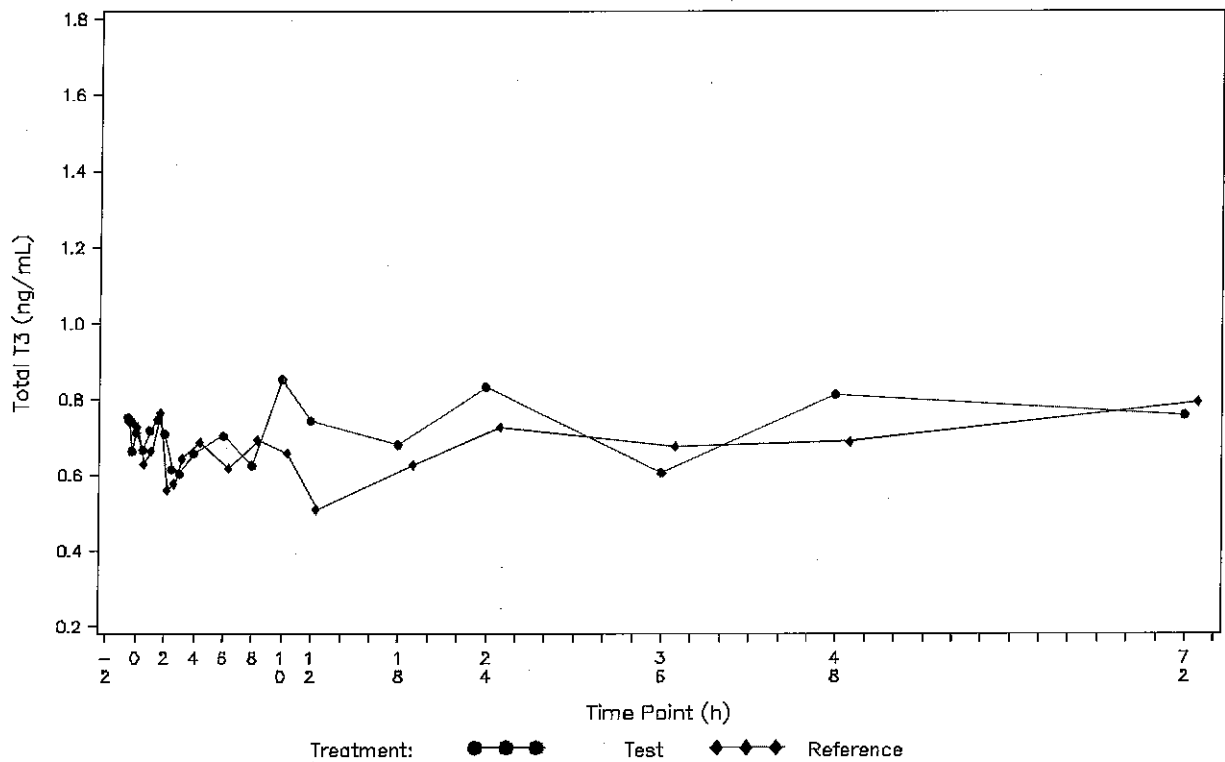
@:Subjects excluded from PK Population;  
Test: 600 µg (3\*200 µg tablets) levothyroxine new formulation.  
Reference: 600 µg (3\*200 µg tablets) levothyroxine old formulation.  
Source: Table 16.2.5.3

/project24/ep/blinded/e210899\_merc/stats/versioncontrol/primary/scripts/program/main/TFL programs/figures/figure  
15.4.2.11.sas



Figure 15.4.2.11 Concentration-Time Profiles: Individual Concentration versus Actual Time in Linear Scale (for Total T3 Values)  
(Safety Population)

Subject ID/Random Number: .



@:Subjects excluded from PK Population;  
Test: 600 µg (3\*200 µg tablets) levothyroxine new formulation.  
Reference: 600 µg (3\*200 µg tablets) levothyroxine old formulation.  
Source: Table 16.2.5.3

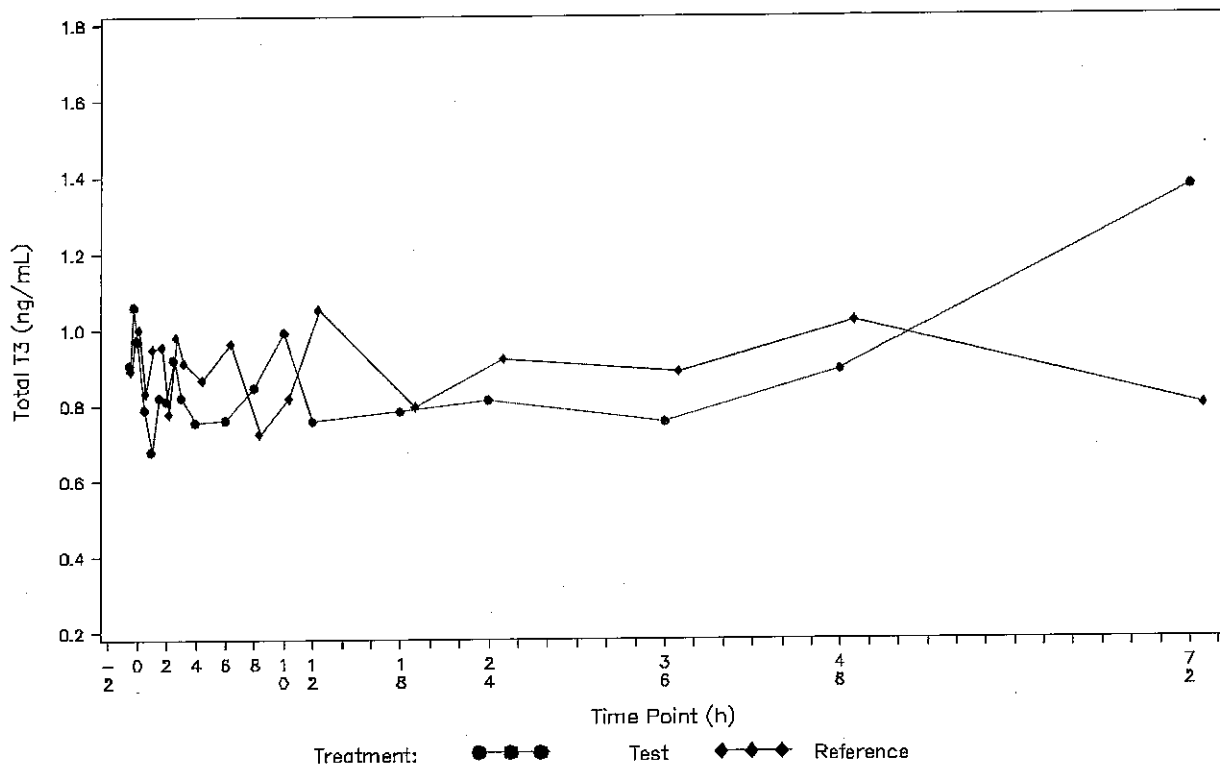
/project24/ep/blinded/e210899\_merc/stats/versioncontrol/primary/scripts/program/main/TFL programs/Figures/Figure  
15.4.2.11.sas



Merck Serono  
EMR 200125-001

Figure 15.4.2.11 Concentration-Time Profiles: Individual Concentration versus Actual Time in Linear Scale (for Total T3 Values)  
(Safety Population)

Subject ID/Random Number:



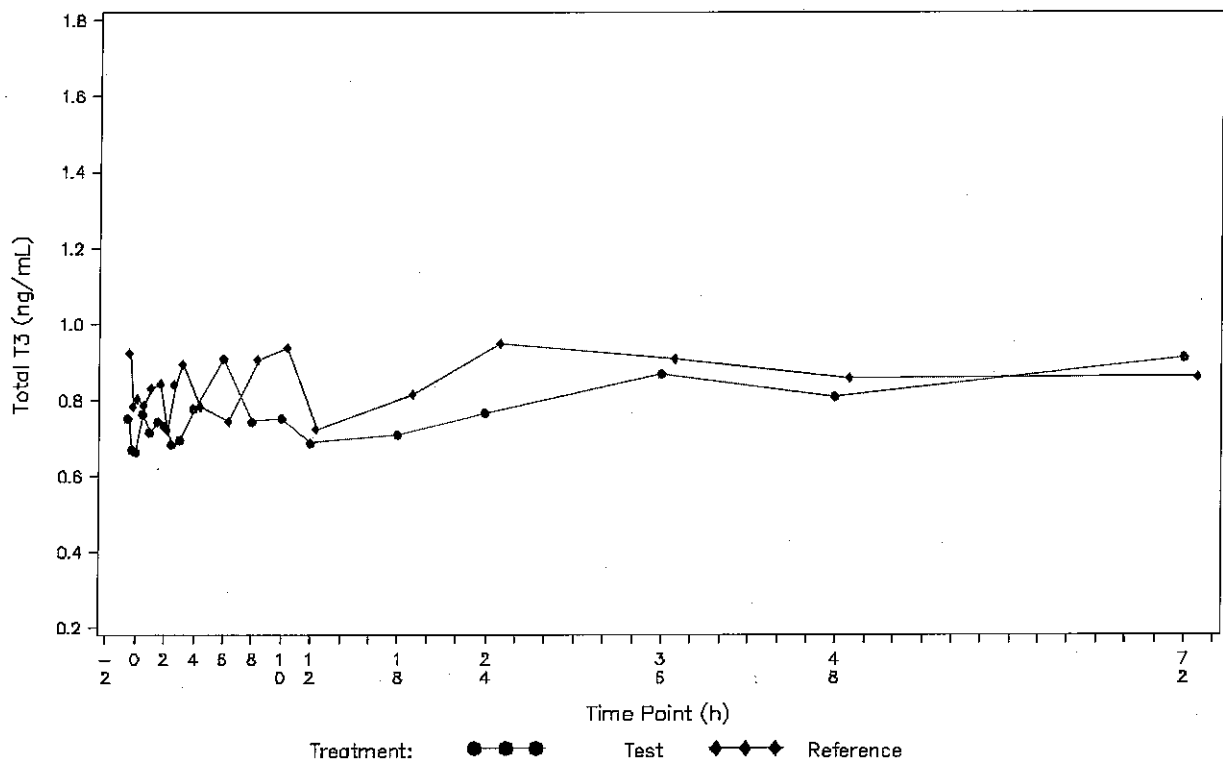
@:Subjects excluded from PK Population;  
Test: 600 µg (3\*200 µg tablets) levothyroxine new formulation.  
Reference: 600 µg (3\*200 µg tablets) levothyroxine old formulation.  
Source: Table 16.2.5.3

/project24/ep/blinded/e210899\_merc/stats/versioncontrol/primary/scripts/program/main/TFL programs/figures/figure  
15.4.2.11.sas



Figure 15.4.2.11 Concentration-Time Profiles: Individual Concentration versus Actual Time in Linear Scale (for Total T3 Values) (Safety Population)

Subject ID/Random Number:



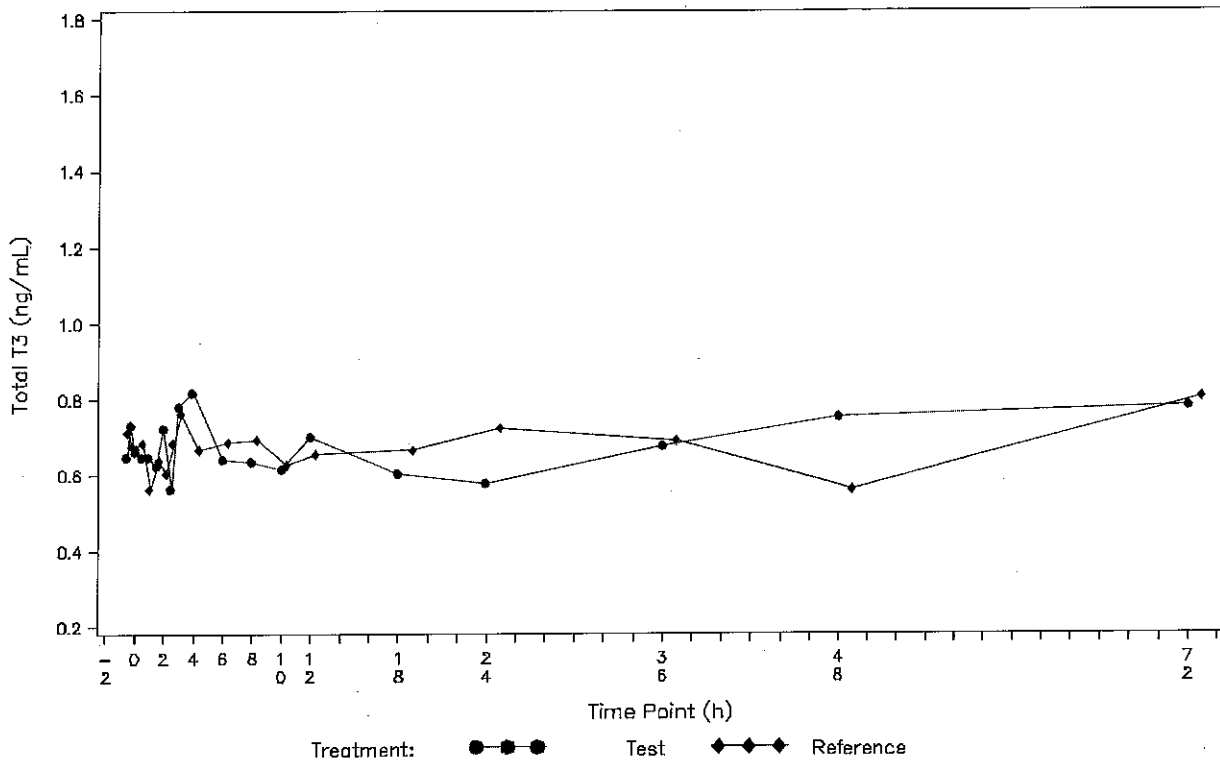
@: Subjects excluded from PK Population;  
Test: 600 µg (3\*200 µg tablets) levothyroxine new formulation.  
Reference: 600 µg (3\*200 µg tablets) levothyroxine old formulation.  
Source: Table 16.2.5.3

/project24/ep/blinded/e210899\_merc/stats/versioncontrol/primary/scripts/program/main/TEL programs/figures/figure  
15.4.2.11.sas



Figure 15.4.2.11 Concentration-Time Profiles: Individual Concentration versus Actual Time in Linear Scale (for Total T3 Values)  
(Safety Population)

Subject ID/Random Number:



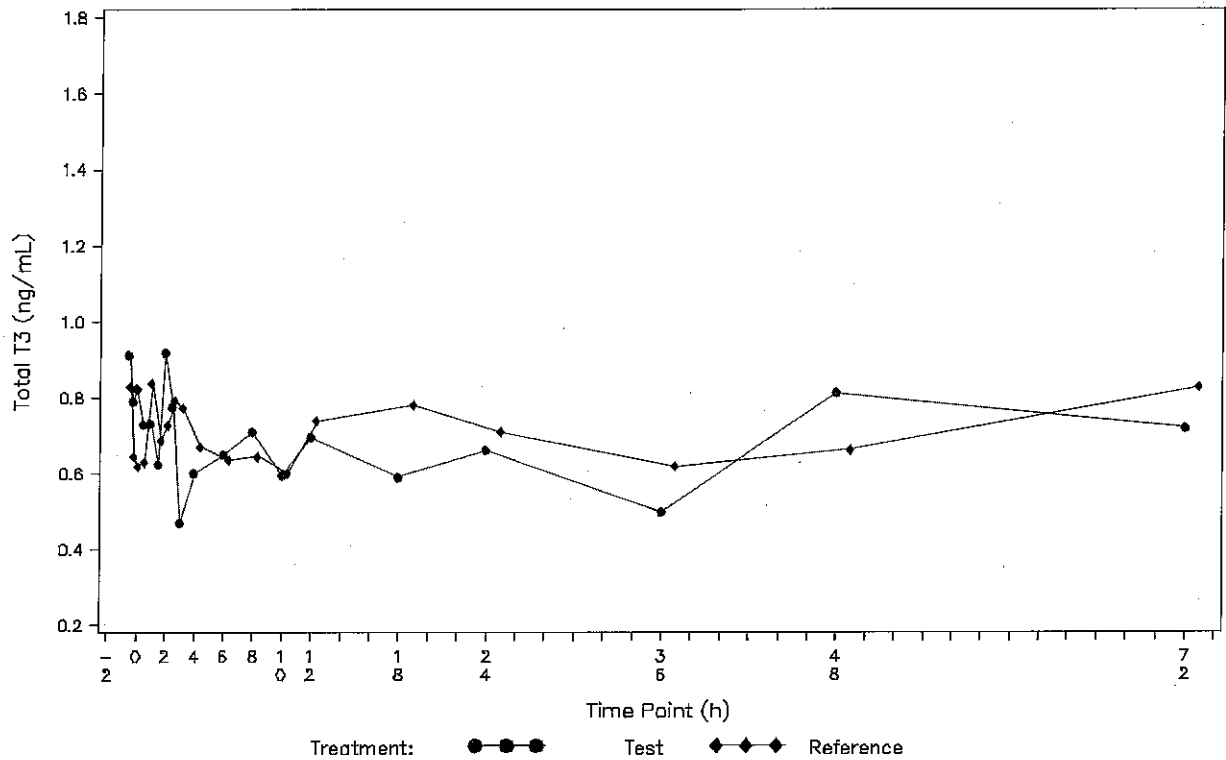
@:Subjects excluded from PK Population;  
Test: 600 µg (3\*200 µg tablets) levothyroxine new formulation.  
Reference: 600 µg (3\*200 µg tablets) levothyroxine old formulation.  
Source: Table 16.2.5.3

/project24/ep/blinded/e210899\_merc/stats/versioncontrol/primary/scripts/program/main/TFL programs/figures/figure.  
15.4.2.11.sas



Figure 15.4.2.11 Concentration-Time Profiles: Individual Concentration versus Actual Time in Linear Scale (for Total T3 Values) (Safety Population)

Subject ID/Random Number:



0: Subjects excluded from PK Population;  
Test: 600 µg (3\*200 µg tablets) levothyroxine new formulation.  
Reference: 600 µg (3\*200 µg tablets) levothyroxine old formulation.  
Source: Table 16.2.5.3

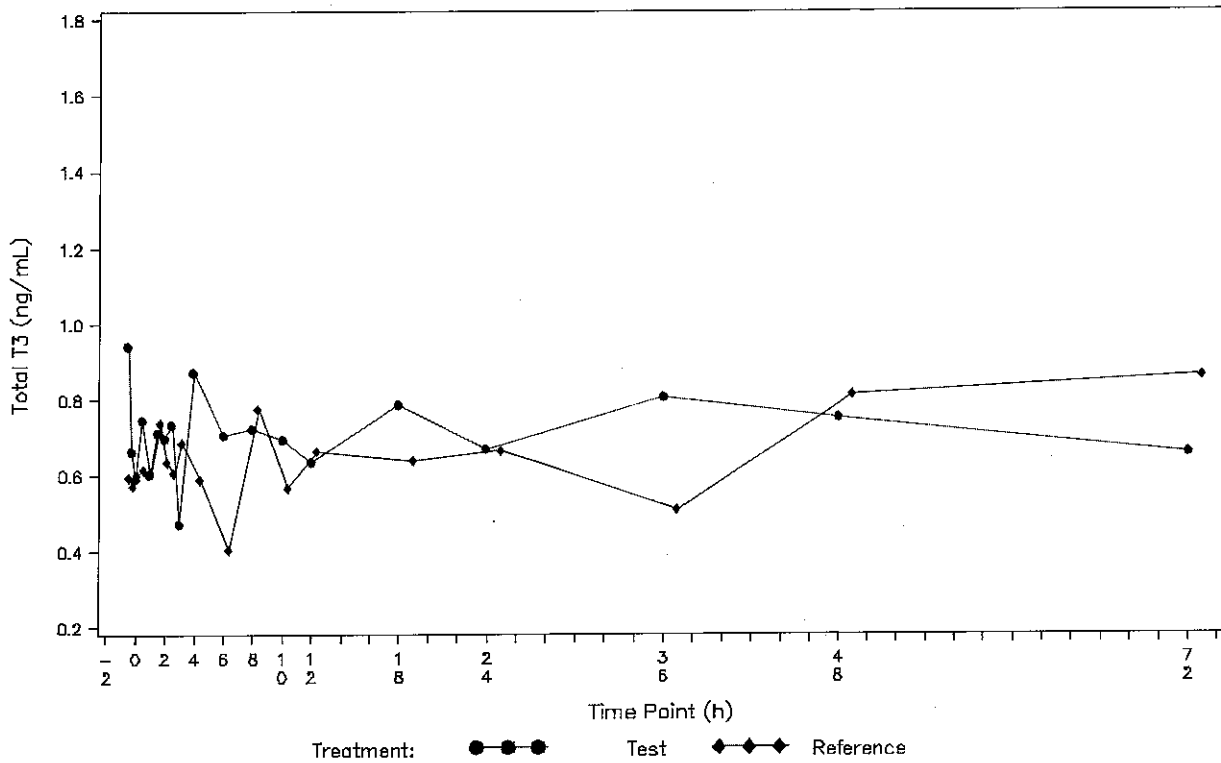
/project24/ep/blinded/e210899\_merc/stats/versioncontrol/primary/scripts/program/main/TFL programs/figures/figure  
15.4.2.11.sas



Merck Serono  
EMR 200125-001

Figure 15.4.2.11 Concentration-Time Profiles: Individual Concentration versus Actual Time in Linear Scale (for Total T3 Values)  
(Safety Population)

Subject ID/Random Number:



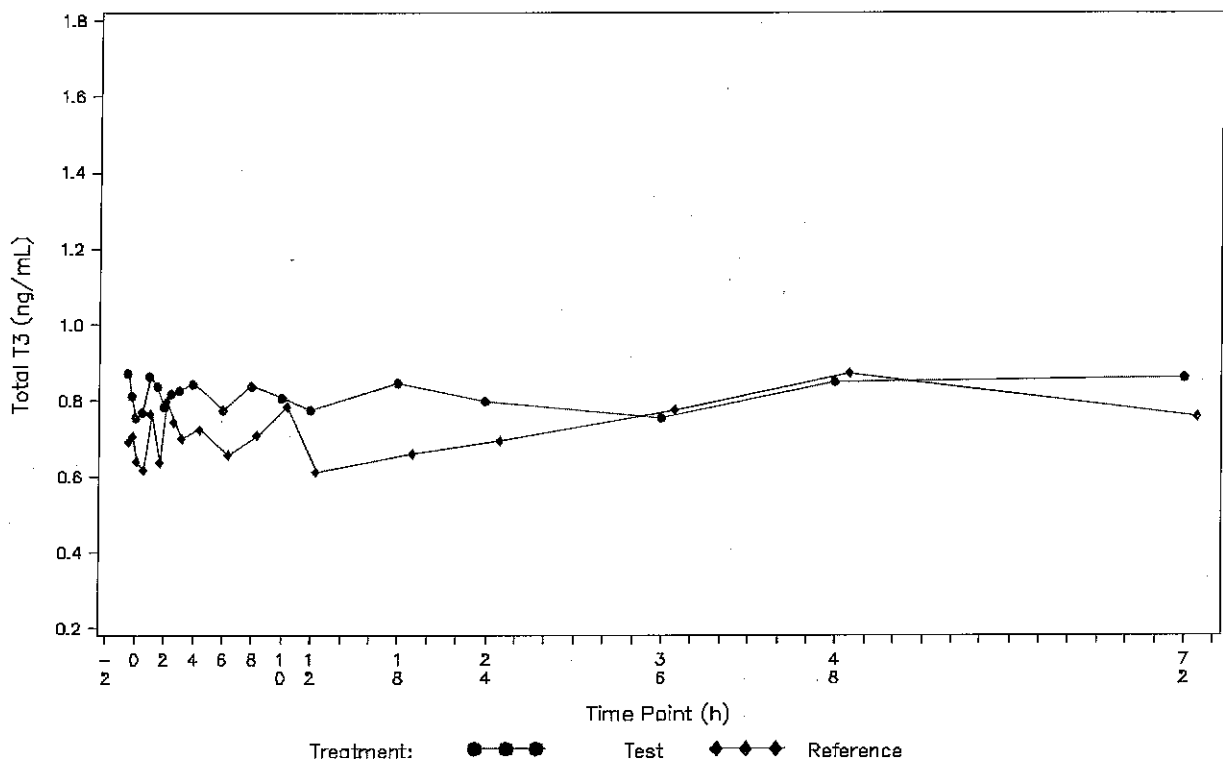
@:Subjects excluded from PK Population;  
Test: 600 µg (3\*200 µg tablets) levothyroxine new formulation.  
Reference: 600 µg (3\*200 µg tablets) levothyroxine old formulation.  
Source: Table 16.2.5.3

/project24/ep/blinded/e210899\_merc/stats/versioncontrol/primary/scripts/program/main/TFL programs/figures/figure  
15.4.2.11.sas



Figure 15.4.2.11 Concentration-Time Profiles: Individual Concentration versus Actual Time in Linear Scale (for Total T3 Values) (Safety Population)

Subject ID/Random Number:

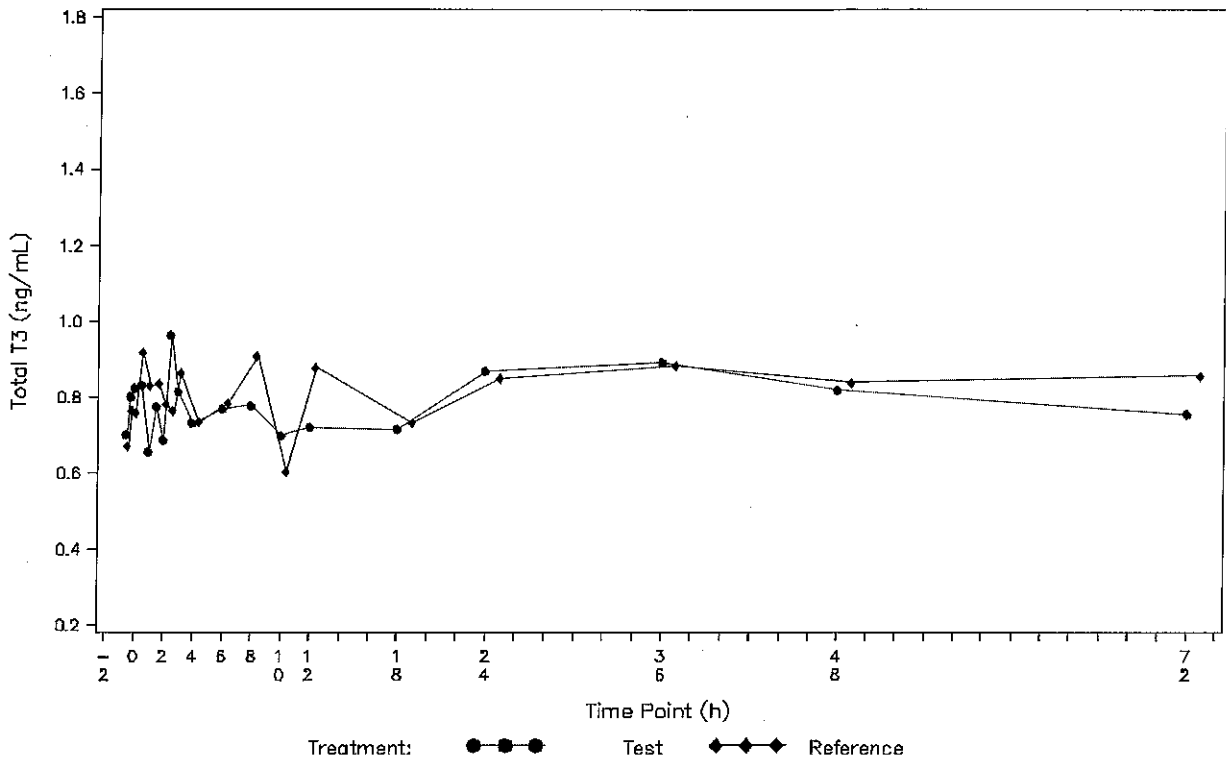


@:Subjects excluded from PK Population;  
Test: 600 µg (3\*200 µg tablets) levothyroxine new formulation.  
Reference: 600 µg (3\*200 µg tablets) levothyroxine old formulation.  
Source: Table 16.2.5.3

/project24/ep/blinded/e210899\_merc/stats/versioncontrol/primary/scripts/program/main/TFL programs/figures/figure  
15.4.2.11.sas

Merck Serono  
EMR 200125-001  
Figure 15.4.2.11 Concentration-Time Profiles: Individual Concentration versus Actual Time in Linear Scale (for Total T3 Values)  
(Safety Population)

Subject ID/Random Number:

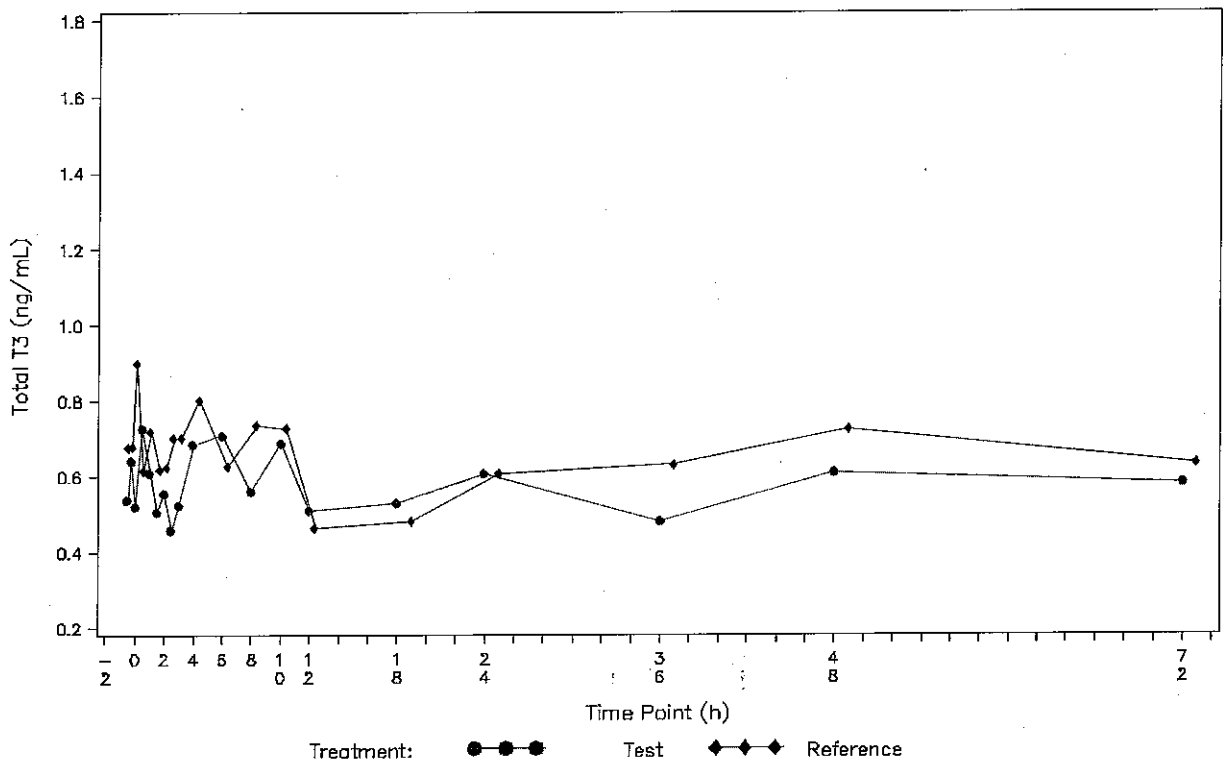


@:Subjects excluded from PK Population;  
Test: 600 µg (3\*200 µg tablets) levothyroxine new formulation.  
Reference: 600 µg (3\*200 µg tablets) levothyroxine old formulation.  
Source: Table 16.2.5.3

/project24/ep/blinded/e210899\_merc/stats/versioncontrol/primary/scripts/program/main/TFL programs/figures/figure  
15.4.2.11.sas

Figure 15.4.2.11 Concentration-Time Profiles: Individual Concentration versus Actual Time in Linear Scale (For Total T3 Values) (Safety Population)

Subject ID/Random Number:



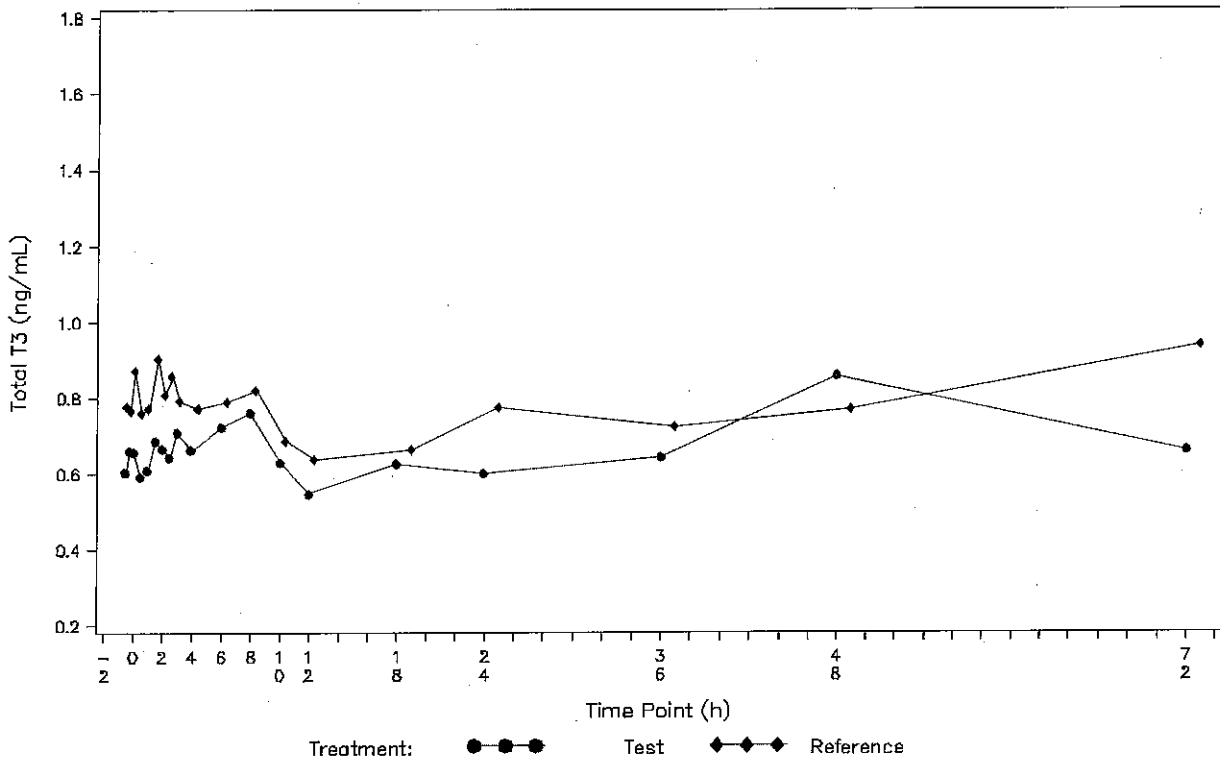
@:Subjects excluded from PK Population;  
Test: 600 µg (3\*200 µg tablets) levothyroxine new formulation.  
Reference: 600 µg (3\*200 µg tablets) levothyroxine old formulation.  
Source: Table 16.2.5.3

/project24/ep/blinded/e210899\_merc/stats/versioncontrol/primary/scripts/program/main/TFL programs/figures/figure  
15.4.2.11.sas

Merck Serono  
EMR 200125-001

Figure 15.4.2.11 Concentration-Time Profiles: Individual Concentration versus Actual Time in Linear Scale (for Total T3 Values) (Safety Population)

Subject ID/Random Number:



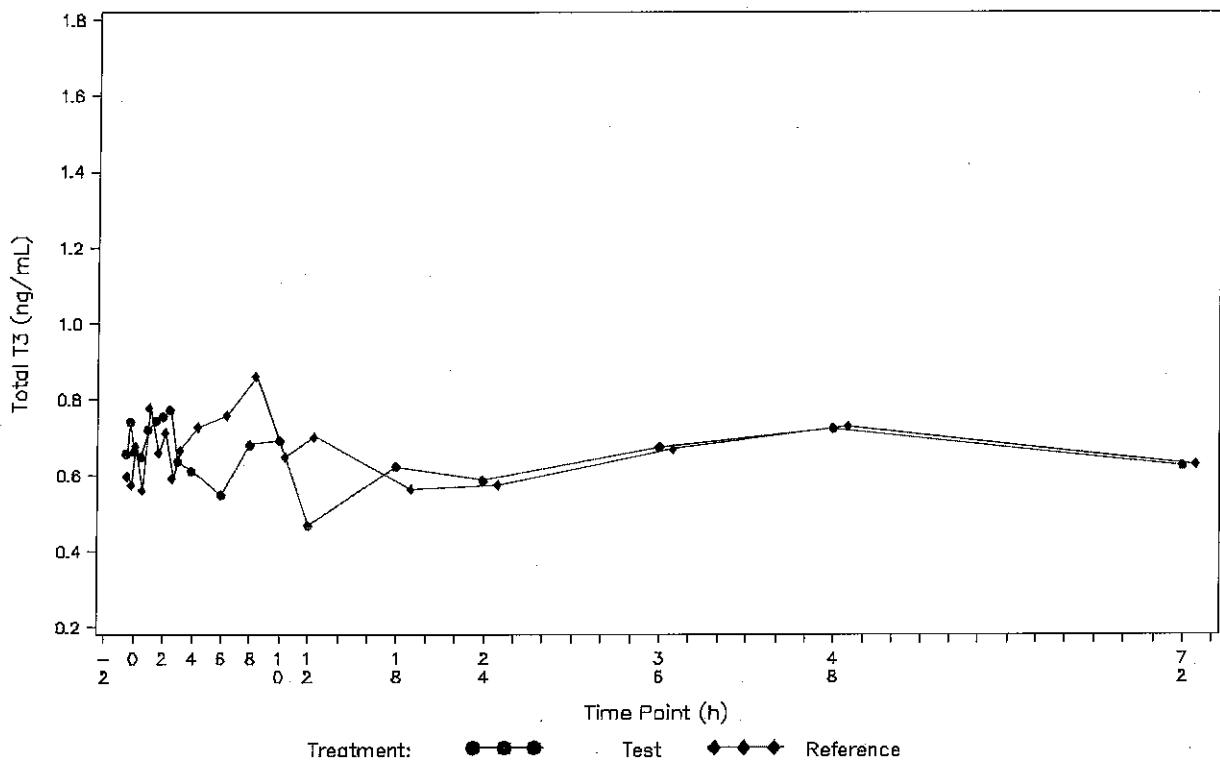
@:Subjects excluded from PK Population;  
 Test: 600 µg (3\*200 µg tablets) levothyroxine new Formulation.  
 Reference: 600 µg (3\*200 µg tablets) levothyroxine old formulation.  
 Source: Table 16.2.5.3

/project24/ep/blinded/e210899\_merc/stats/versioncontrol/primary/scripts/program/main/TPL programs/figures/figure  
 15.4.2.11.sas



Figure 15.4.2.11 Concentration-Time Profiles: Individual Concentration versus Actual Time in Linear Scale (for Total T3 Values) (Safety Population)

Subject ID/Random Number:



0: Subjects excluded from PK Population;  
Test: 600 µg (3\*200 µg tablets) levothyroxine new formulation.  
Reference: 600 µg (3\*200 µg tablets) levothyroxine old formulation.  
Source: Table 16.2.5.3

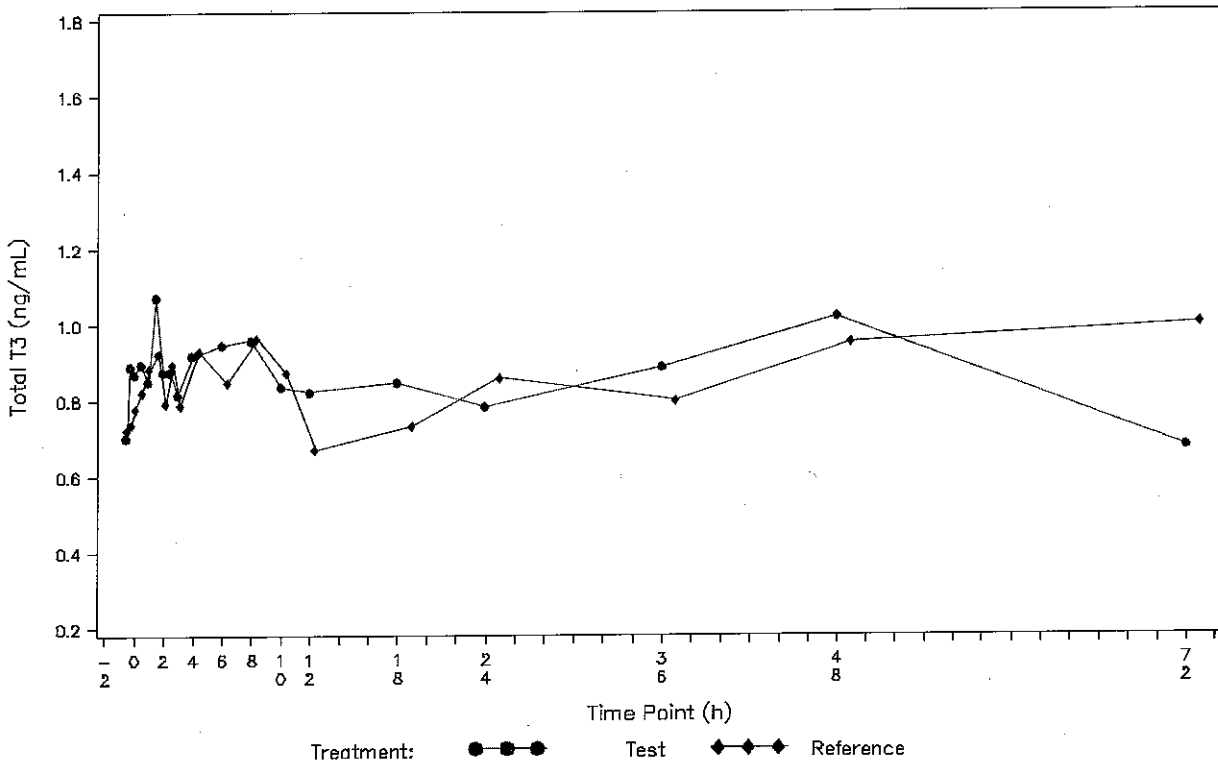
/project24/ep/blinded/e210899\_merc/stats/versioncontrol/primary/scripts/program/main/TFL programs/figures/figure  
15.4.2.11.sas





Merck Serono  
EMR 200125-001  
Figure 15.4.2.11 Concentration-Time Profiles: Individual Concentration versus Actual Time in Linear Scale (for Total T3 Values)  
(Safety Population)

Subject ID/Random Number: ---



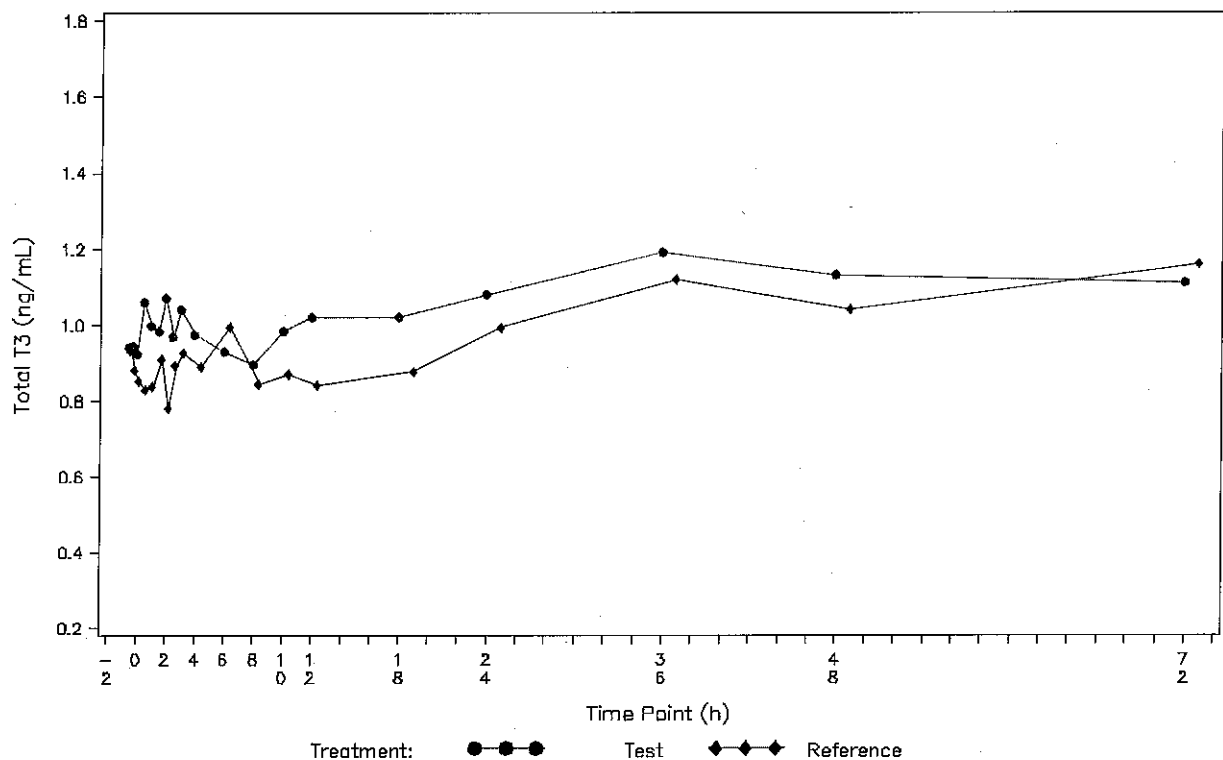
@:Subjects excluded from PK Population;  
Test: 600 µg (3\*200 µg tablets) levothyroxine new formulation.  
Reference: 600 µg (3\*200 µg tablets) levothyroxine old formulation.  
Source: Table 16.2.5.3

/project24/ep/blinded/e210899\_merc/stats/versioncontrol/primary/scripts/program/main/TFL programs/figures/Figure  
15.4.2.11.sas



Figure 15.4.2.11 Concentration-Time Profiles: Individual Concentration versus Actual Time in Linear Scale (for Total T3 Values) (Safety Population)

Subject ID/Random Number:



0: Subjects excluded from PK Population;  
Test: 600 µg (3\*200 µg tablets) levothyroxine new formulation.  
Reference: 600 µg (3\*200 µg tablets) levothyroxine old formulation.  
Source: Table 16.2.5.3

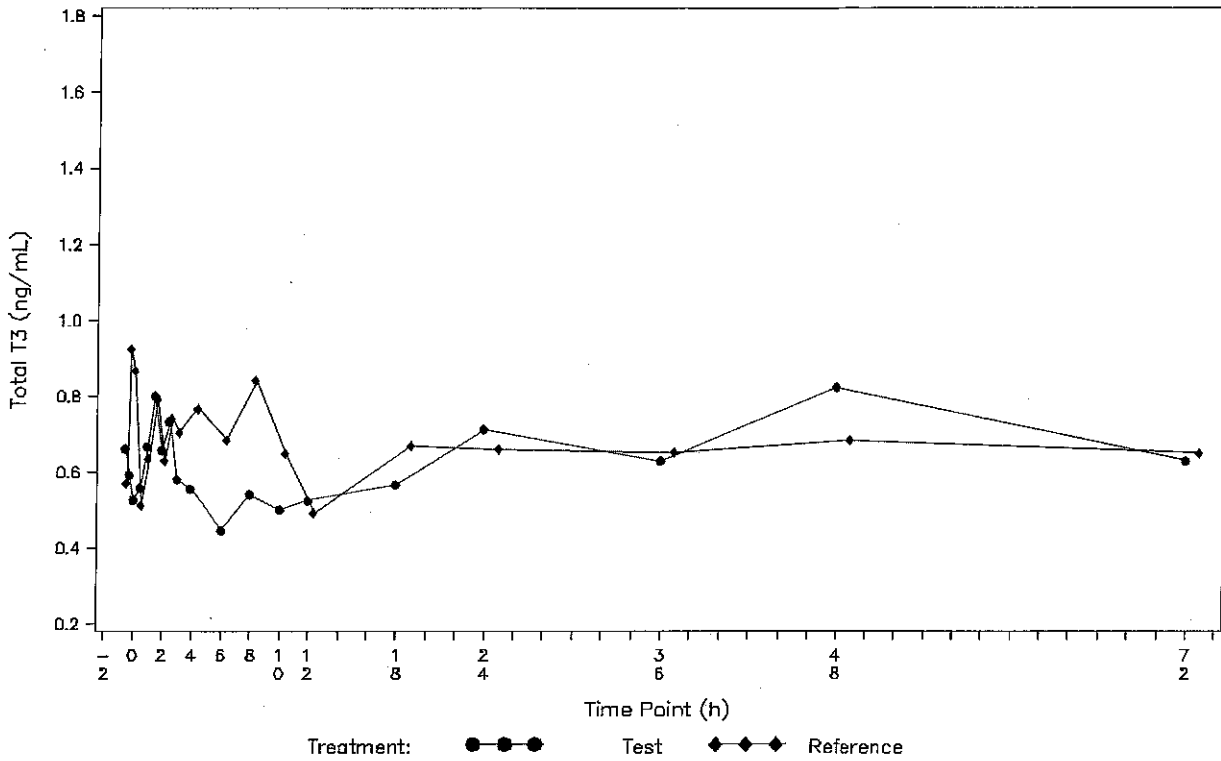
/project24/ep/blinded/e210899\_merc/stats/versioncontrol/primary/scripts/program/main/TFL programs/figures/figure  
15.4.2.11.sas



Merck Serono  
EMR 200125-001

Figure 15.4.2.11 Concentration-Time Profiles: Individual Concentration versus Actual Time in Linear Scale (for Total T3 Values)  
(Safety Population)

Subject ID/Random Number: .



0: Subjects excluded from PK Population;  
Test: 600 µg (3\*200 µg tablets) levothyroxine new formulation.  
Reference: 600 µg (3\*200 µg tablets) levothyroxine old formulation.  
Source: Table 16.2.5.3

/project24/ep/blinded/e210899\_merc/stats/versioncontrol/primary/scripts/program/main/TPL programs/figures/figure  
15.4.2.11.sas

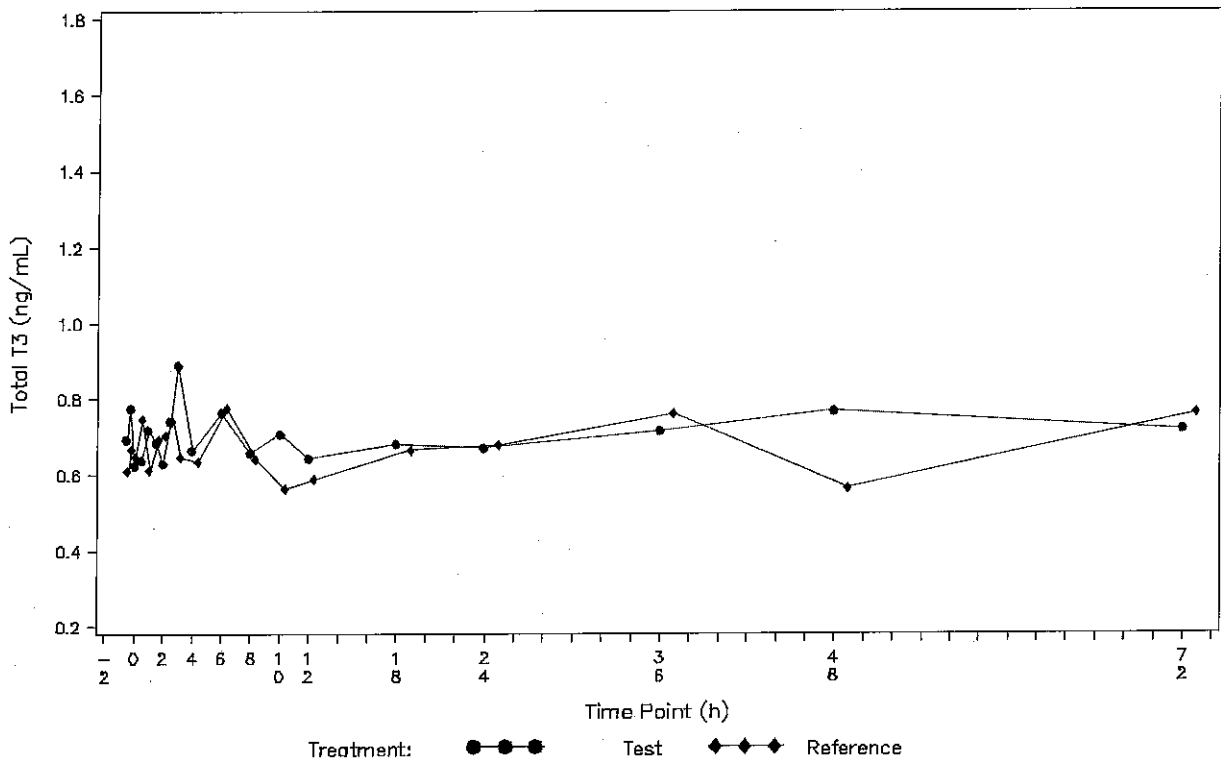


Merck Serono  
EMR 200125-001

Confidential

Figure 15.4.2.11 Concentration-Time Profiles: Individual Concentration versus Actual Time in Linear Scale (for Total T3 Values) (Safety Population)

Subject ID/Random Number:



@:Subjects excluded from PK Population;  
Test: 600 µg (3\*200 µg tablets) levothyroxine new formulation.  
Reference: 600 µg (3\*200 µg tablets) levothyroxine old formulation.  
Source: Table 16.2.5.3

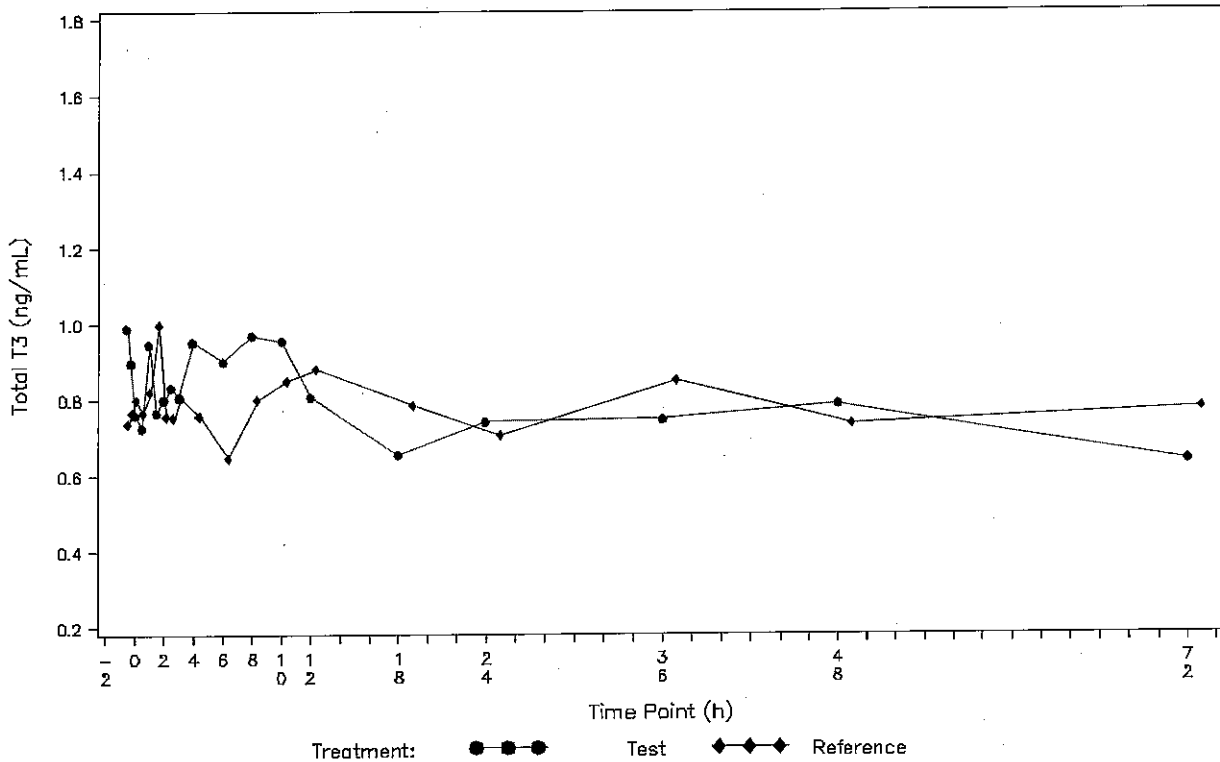
/project24/ep/blinded/e210899\_merc/stats/versioncontrol/primary/scripts/program/main/TFL programs/figures/figure  
15.4.2.11.sas



Merck Serono  
EMR 200125-001

Figure 15.4.2.11 Concentration-Time Profiles: Individual Concentration versus Actual Time in Linear Scale (for Total T3 Values)  
(Safety Population)

Subject ID/Random Number:



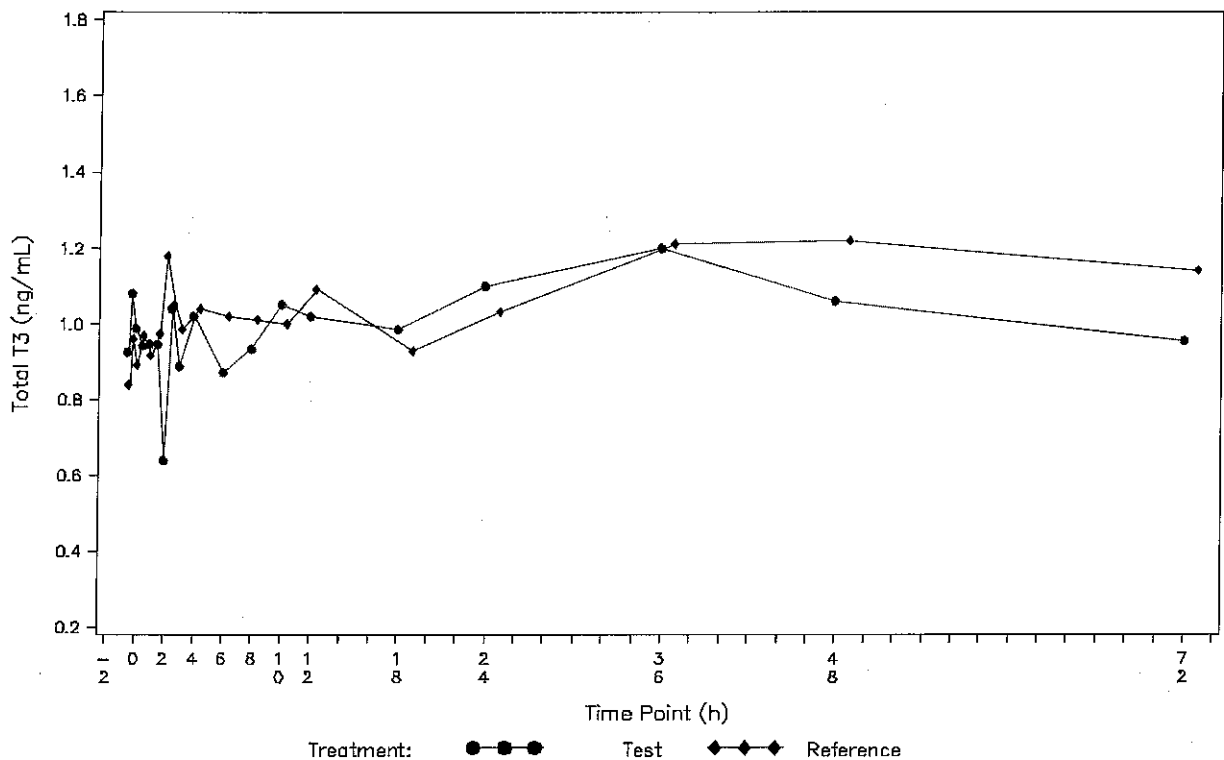
@:Subjects excluded from PK Population;  
Test: 600 µg (3\*200 µg tablets) levothyroxine new formulation.  
Reference: 600 µg (3\*200 µg tablets) levothyroxine old formulation.  
Source: Table 16.2.5.3

/project24/ep/blinded/e210899\_merc/stats/versioncontrol/primary/scripts/program/main/TFL programs/figures/figure  
15.4.2.11.sas



Figure 15.4.2.11 Concentration-Time Profiles: Individual Concentration versus Actual Time in Linear Scale (for Total T3 Values)  
(Safety Population)

Subject ID/Random Number:



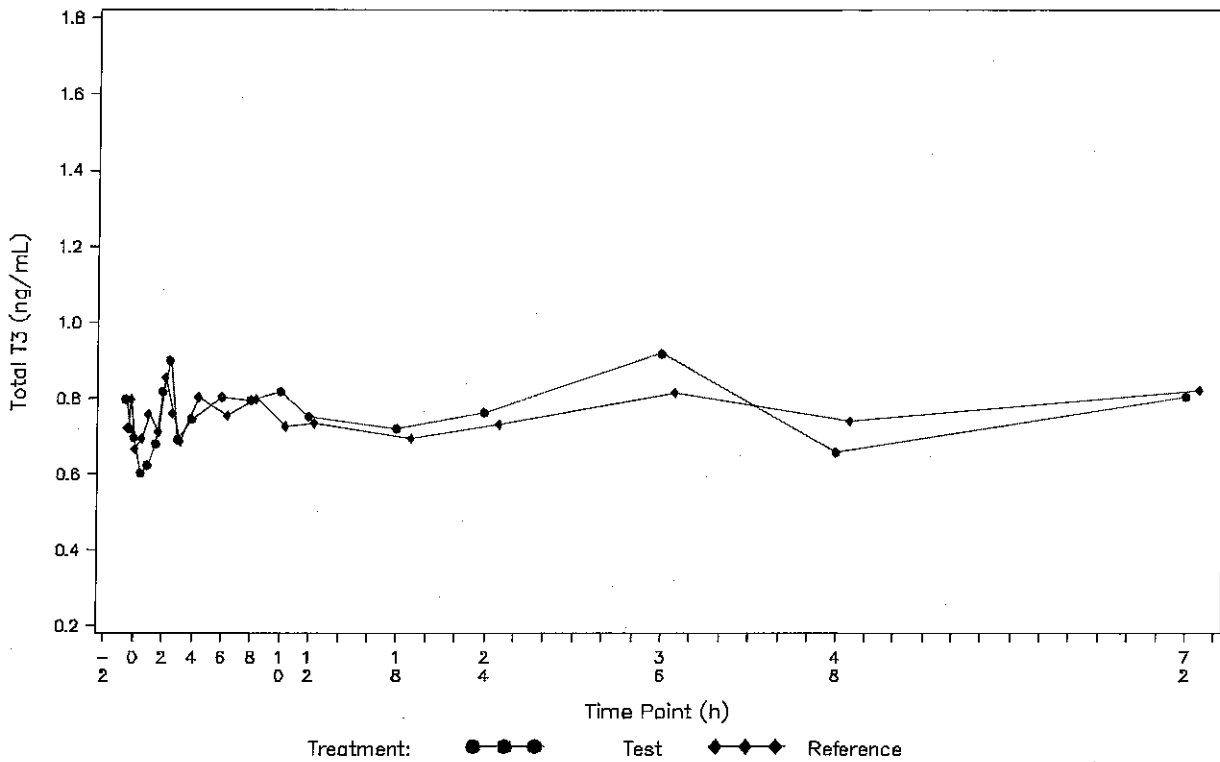
@:Subjects excluded from PK Population;  
Test: 600 µg (3\*200 µg tablets) levothyroxine new formulation.  
Reference: 600 µg (3\*200 µg tablets) levothyroxine old formulation.  
Source: Table 16.2.5.3

/project24/ep/blinded/e210899\_merc/stats/versioncontrol/primary/scripts/program/main/TFL programs/figures/figure  
15.4.2.11.sas



Merck Serono  
EMR 200125-001  
Figure 15.4.2.11 Concentration-Time Profiles: Individual Concentration versus Actual Time in Linear Scale (for Total T3 Values)  
(Safety Population)

Subject ID/Random Number: .



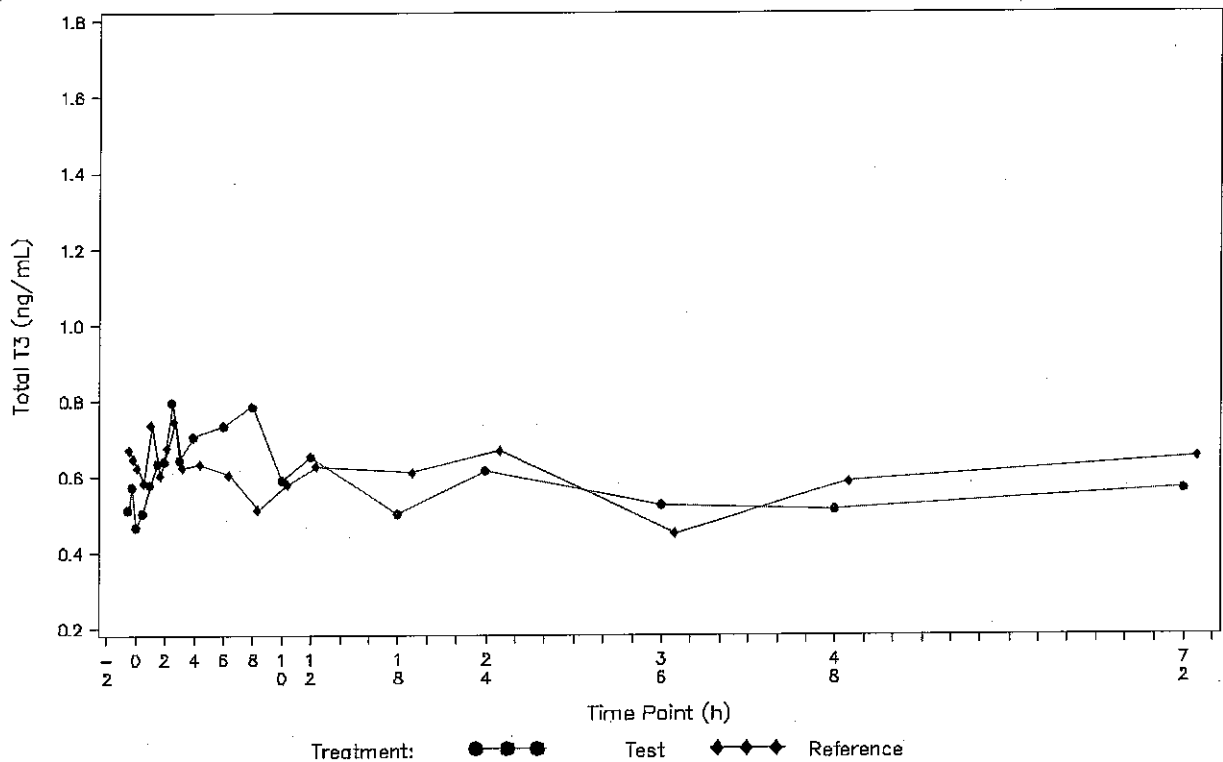
@:Subjects excluded from PK Population;  
 Test: 600 µg (3\*200 µg tablets) levothyroxine new formulation.  
 Reference: 600 µg (3\*200 µg tablets) levothyroxine old formulation.  
 Source: Table 16.2.5.3

/project24/ep/blinded/e210899\_merc/stats/versioncontrol/primary/scripts/program/main/TFL programs/figures/figure  
 15.4.2.11.sas



Figure 15.4.2.11 Concentration-Time Profiles: Individual Concentration versus Actual Time in Linear Scale (for Total T3 Values) (Safety Population)

Subject ID/Random Number:



@:Subjects excluded from PK Population;  
Test: 600 µg (3\*200 µg tablets) levothyroxine new formulation.  
Reference: 600 µg (3\*200 µg tablets) levothyroxine old formulation.  
Source: Table 16.2.5.3

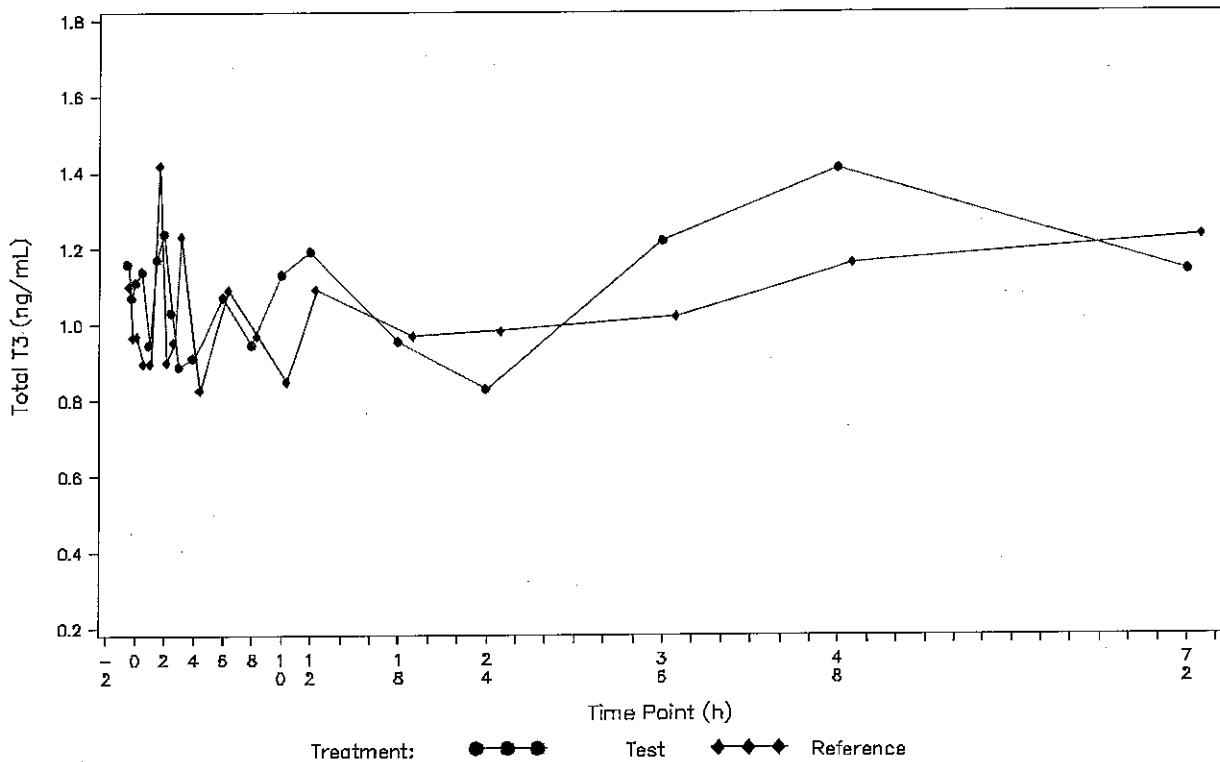
/project24/ep/blinded/e210899\_merc/stats/versioncontrol/primary/scripts/program/main/TFL programs/figures/figure  
15.4.2.11.sas





Merck Serono  
EMR 200125-001  
Figure 15.4.2.11 Concentration-Time Profiles: Individual Concentration versus Actual Time in Linear Scale (for Total T3 Values)  
(Safety Population)

Subject ID/Random Number:



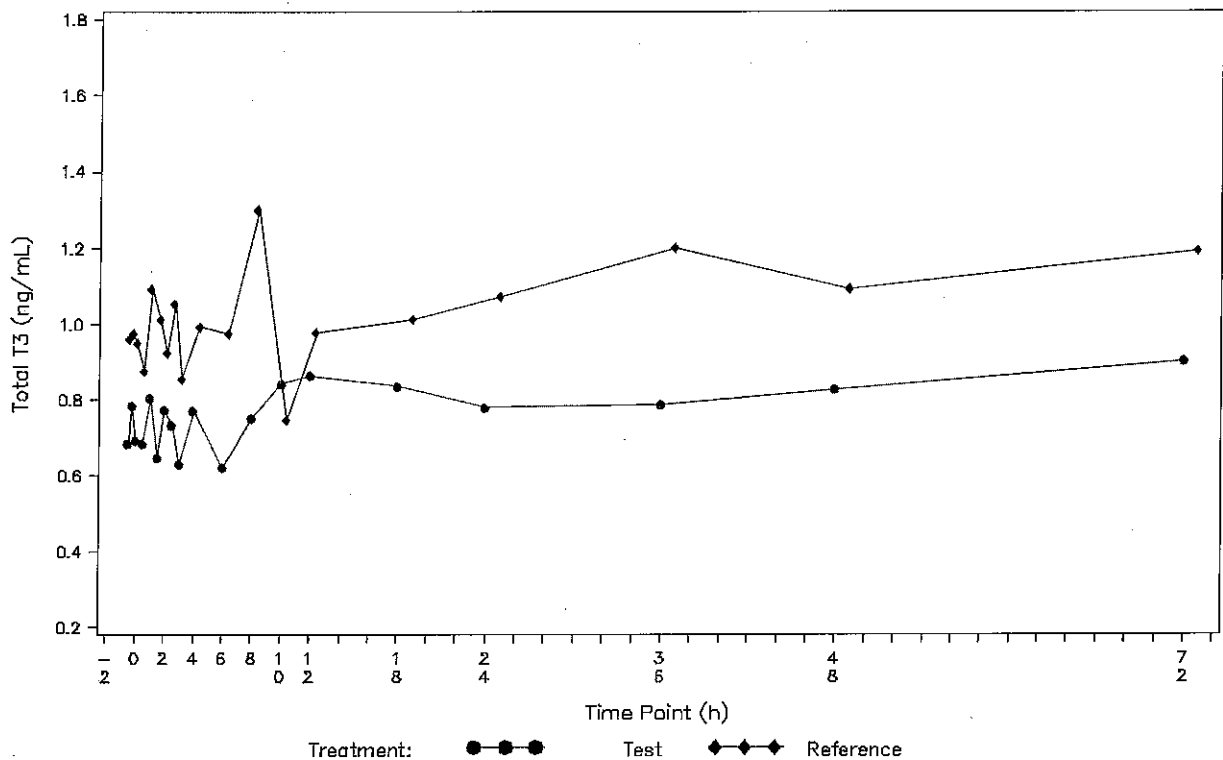
@:Subjects excluded from PK Population;  
Test: 600 µg (3\*200 µg tablets) levothyroxine new formulation.  
Reference: 600 µg (3\*200 µg tablets) levothyroxine old formulation.  
Source: Table 16.2.5.3

/project24/ep/blinded/e210899\_merc/stats/versioncontrol/primary/scripts/program/main/TFL programs/figures/figure  
15.4.2.11.sas



Figure 15.4.2.11 Concentration-Time Profiles: Individual Concentration versus Actual Time in Linear Scale (for Total T3 Values)  
(Safety Population)

Subject ID/Random Number:



@:Subjects excluded from PK Population;  
Test: 600 µg (3\*200 µg tablets) levothyroxine new formulation.  
Reference: 600 µg (3\*200 µg tablets) levothyroxine old formulation.  
Source: Table 16.2.5.3

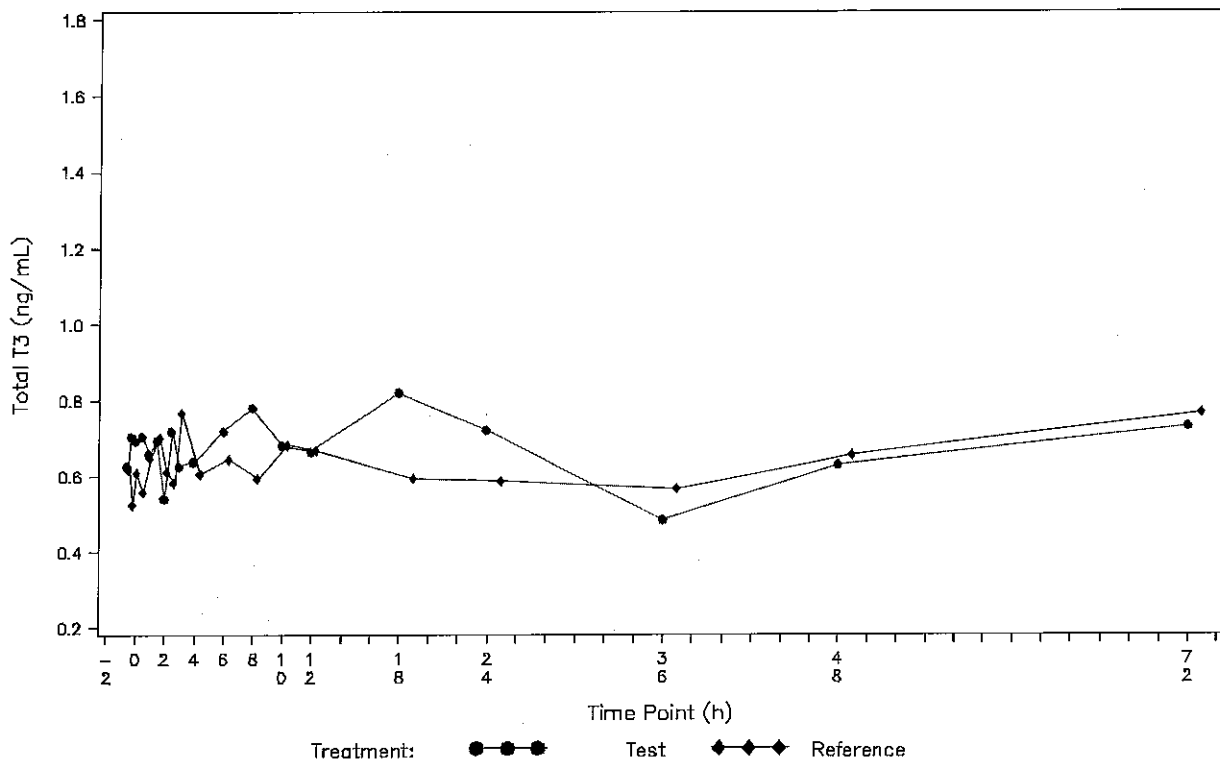
/project24/ep/blinded/e210899\_merc/stats/versioncontrol/primary/scripts/program/main/TFL programs/figures/figure  
15.4.2.11.sas



Merck Serono  
EMR 200125-001

Figure 15.4.2.11 Concentration-Time Profiles: Individual Concentration versus Actual Time in Linear Scale (for Total T3 Values)  
(Safety Population)

Subject ID/Random Number:



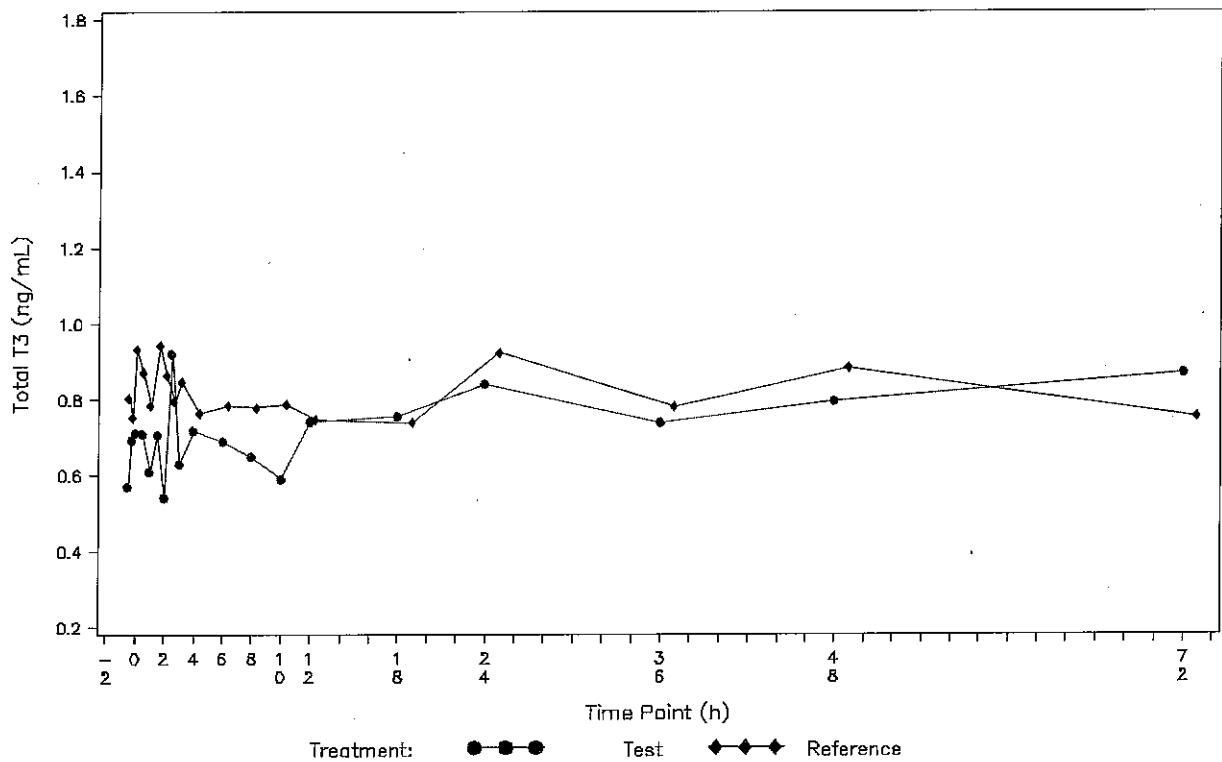
@:Subjects excluded from PK Population;  
Test: 600 µg (3\*200 µg tablets) levothyroxine new formulation.  
Reference: 600 µg (3\*200 µg tablets) levothyroxine old formulation.  
Source: Table 16.2.5.3

/project24/ep/blinded/e210899\_merc/stats/versioncontrol/primary/scripts/program/main/TFL programs/Figures/Figure  
15.4.2.11.sas



Figure 15.4.2.11 Concentration-Time Profiles: Individual Concentration versus Actual Time in Linear Scale (for Total T3 Values) (Safety Population)

Subject ID/Random Number:



@:Subjects excluded from PK Population;  
Test: 600 µg (3\*200 µg tablets) levothyroxine new formulation.  
Reference: 600 µg (3\*200 µg tablets) levothyroxine old formulation.  
Source: Table 16.2.5.3

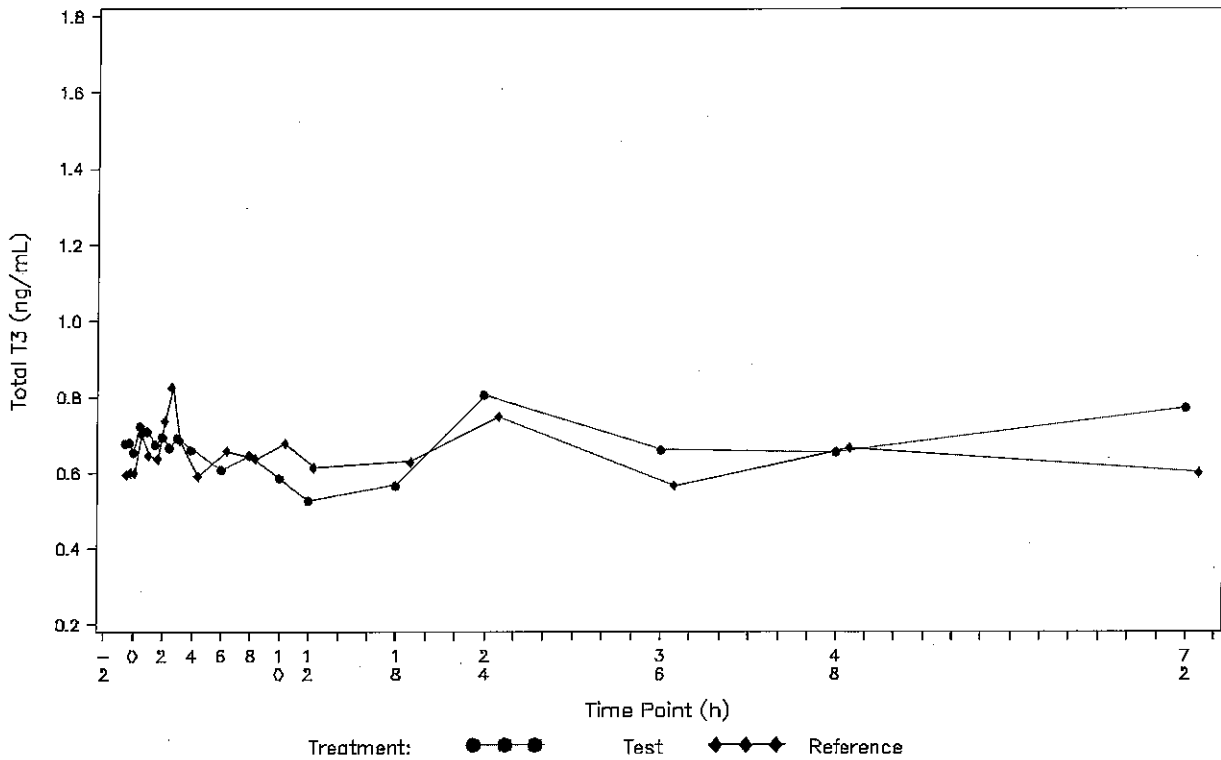
/project24/ep/blinded/e210899\_merc/stats/versioncontrol/primary/scripts/program/main/TFL programs/figures/figure  
15.4.2.11.sas



Merck Serono  
EMR 200125-001

Figure 15.4.2.11 Concentration-Time Profiles: Individual Concentration versus Actual Time in Linear Scale (for Total T3 Values)  
(Safety Population)

Subject ID/Random Number:



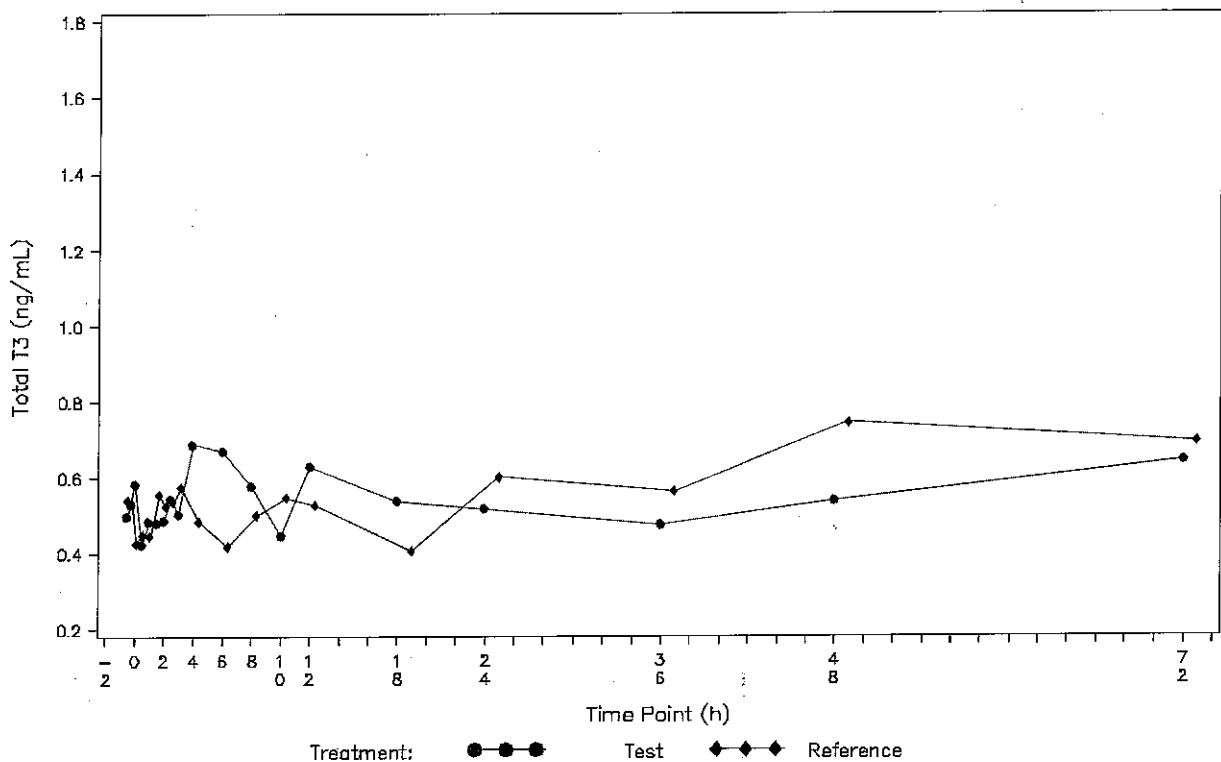
0: Subjects excluded from PK Population;  
Test: 600 µg (3\*200 µg tablets) levothyroxine new formulation.  
Reference: 600 µg (3\*200 µg tablets) levothyroxine old formulation.  
Source: Table 16.2.5.3

/project24/ep/blinded/e210899\_merc/stats/versioncontrol/primary/scripts/program/main/TFL programs/figures/figure  
15.4.2.11.sas



Figure 15.4.2.11 Concentration-Time Profiles: Individual Concentration versus Actual Time in Linear Scale (for Total T3 Values)  
(Safety Population)

Subject ID/Random Number: .



@:Subjects excluded from PK Population;  
Test: 600 µg (3\*200 µg tablets) levothyroxine new formulation.  
Reference: 600 µg (3\*200 µg tablets) levothyroxine old formulation.  
Source: Table 16.2.5.3

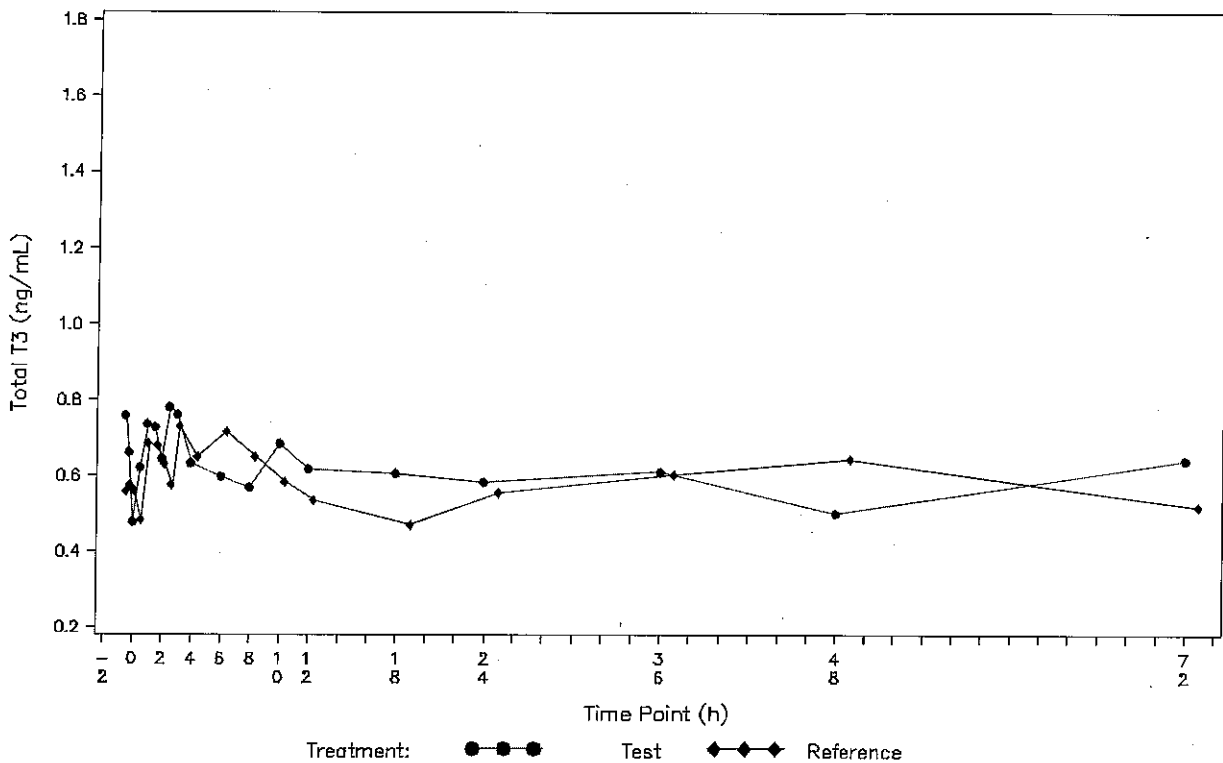
/project24/ep/blinded/e210899\_merc/stats/versioncontrol/primary/scripts/program/main/TFL programs/figures/figure  
15.4.2.11.sas



Merck Serono  
EMR 200125-001

Figure 15.4.2.11 Concentration-Time Profiles: Individual Concentration versus Actual Time in Linear Scale (for Total T3 Values)  
(Safety Population)

Subject ID/Random Number: .



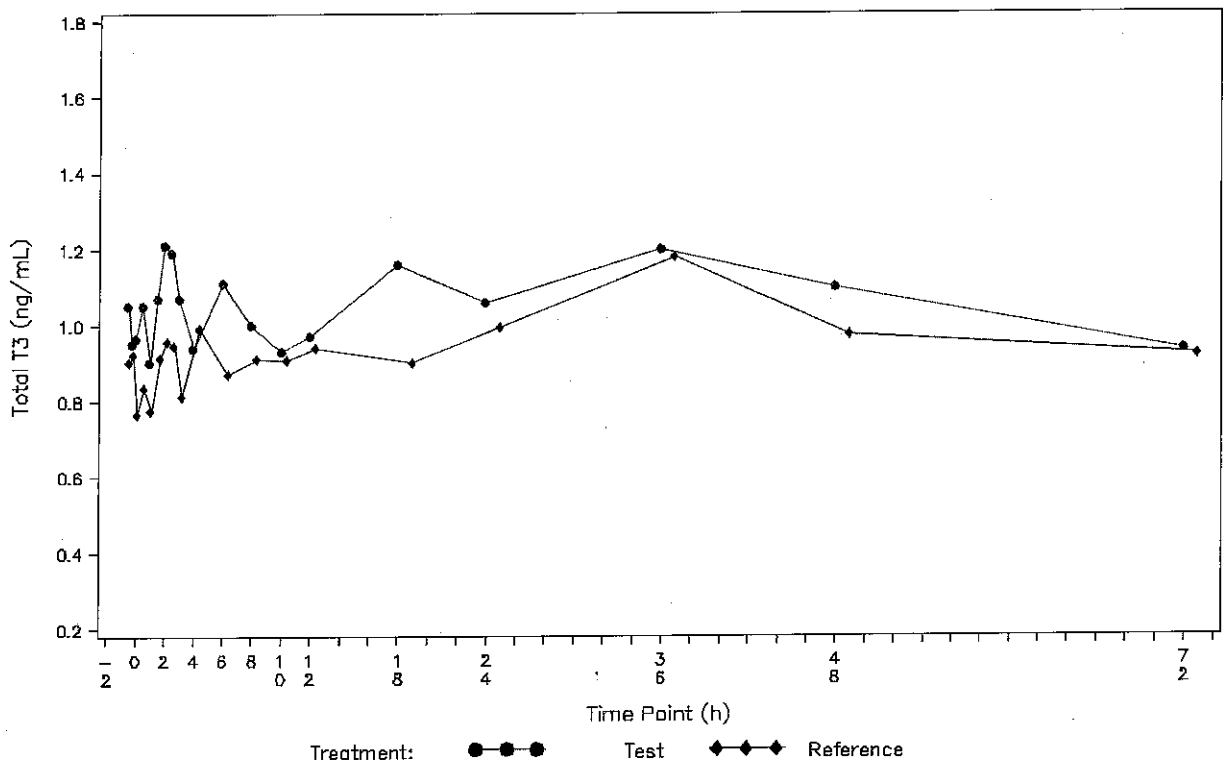
@:Subjects excluded from PK Population;  
Test: 600 µg (3\*200 µg tablets) levothyroxine new formulation.  
Reference: 600 µg (3\*200 µg tablets) levothyroxine old formulation.  
Source: Table 16.2.5.3

/project24/ep/blinded/e210899\_merc/stats/versioncontrol/primary/scripts/program/main/TFL programs/figures/figure  
15.4.2.11.sas



Figure 15.4.2.11 Concentration-Time Profiles: Individual Concentration versus Actual Time in Linear Scale (for Total T3 Values)  
(Safety Population)

Subject ID/Random Number:



@:Subjects excluded from PK Population;  
Test: 600 µg (3\*200 µg tablets) levothyroxine new formulation.  
Reference: 600 µg (3\*200 µg tablets) levothyroxine old formulation.  
Source: Table 16.2.5.3

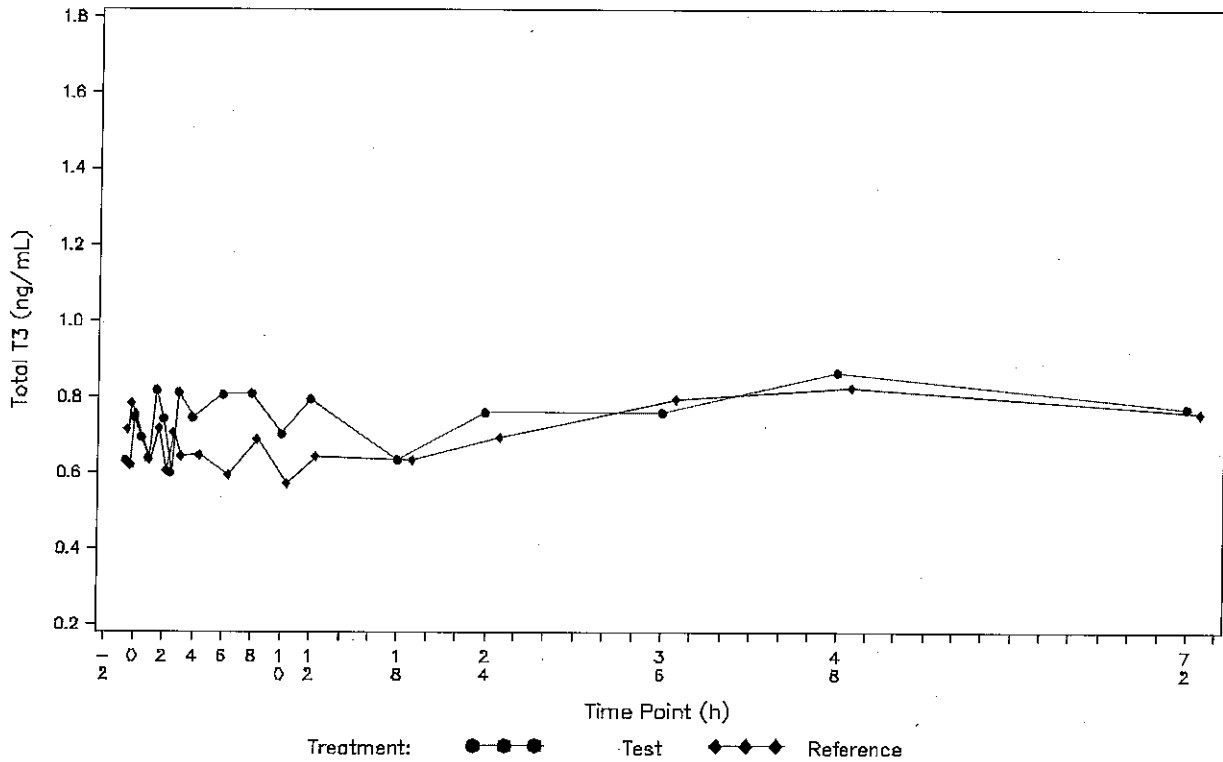
/project24/ep/blinded/e210899\_merc/stats/versioncontrol/primary/scripts/program/main/TFL programs/figures/figure  
15.4.2.11.sas





Figure 15.4.2.11 Concentration-Time Profiles: Individual Concentration versus Actual Time in Linear Scale (for Total T3 Values) (Safety Population)

Subject ID/Random Number:



@:Subjects excluded from PK Population;  
Test: 600 µg (3\*200 µg tablets) levothyroxine new formulation.  
Reference: 600 µg (3\*200 µg tablets) levothyroxine old formulation.  
Source: Table 16.2.5.3

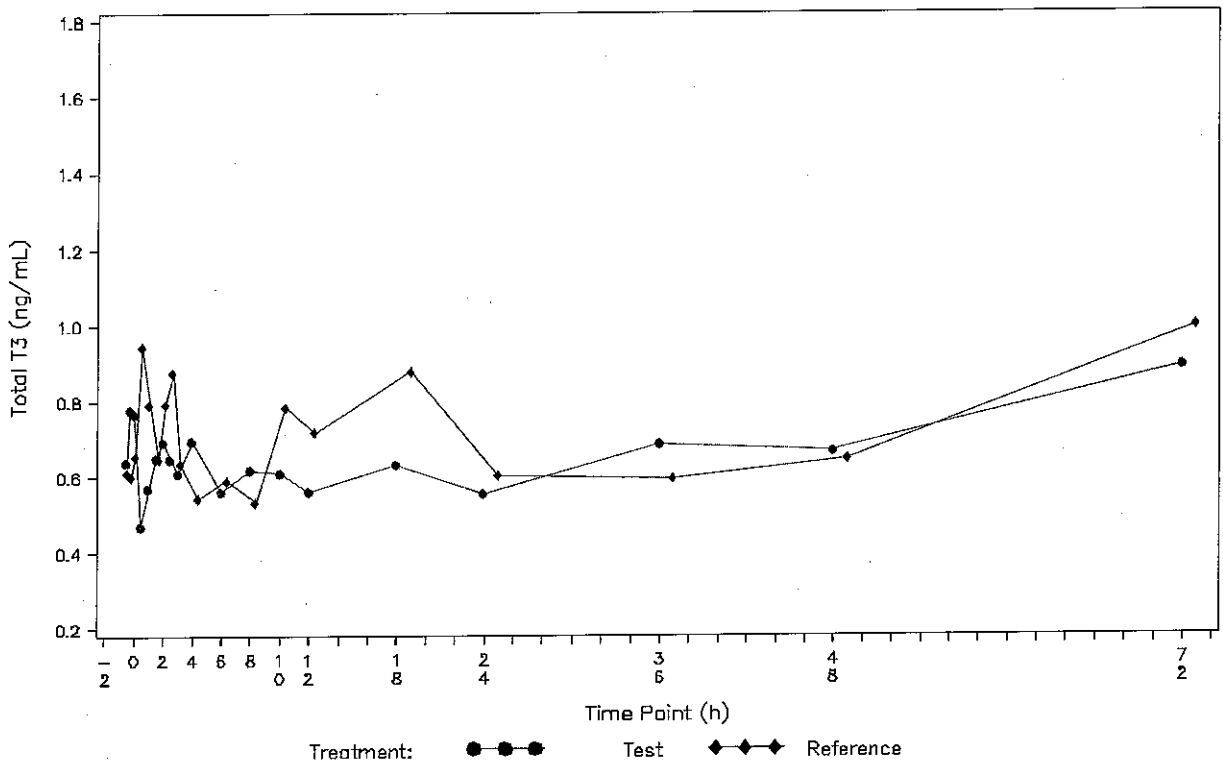
/project24/ep/blinded/e210899\_merc/stats/versioncontrol/primary/scripts/program/main/TFL programs/figures/Figure 15.4.2.11.sas



Merck Serono  
EMR 200125-001

Figure 15.4.2.11 Concentration-Time Profiles: Individual Concentration versus Actual Time in Linear Scale (for Total T3 Values)  
(Safety Population)

Subject ID/Random Number:



@:Subjects excluded from PK Population;  
Test: 600 µg (3\*200 µg tablets) levothyroxine new formulation.  
Reference: 600 µg (3\*200 µg tablets) levothyroxine old formulation.  
Source: Table 16.2.5.3

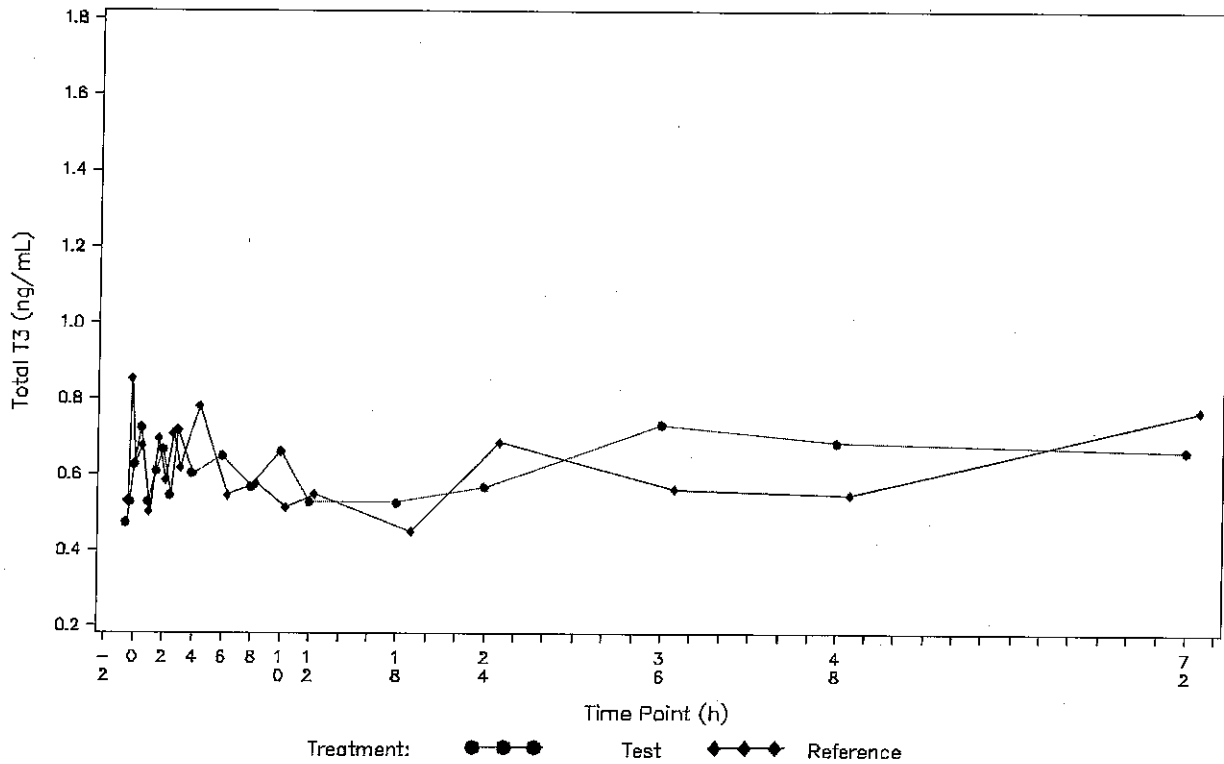
/project24/ep/blinded/e210899\_merc/stats/versioncontrol/primary/scripts/program/main/TFL programs/figures/figure  
15.4.2.11.sas



Merck Serono  
EMR 200125-001

Figure 15.4.2.11 Concentration-Time Profiles: Individual Concentration versus Actual Time in Linear Scale (for Total T3 Values)  
(Safety Population)

Subject ID/Random Number:



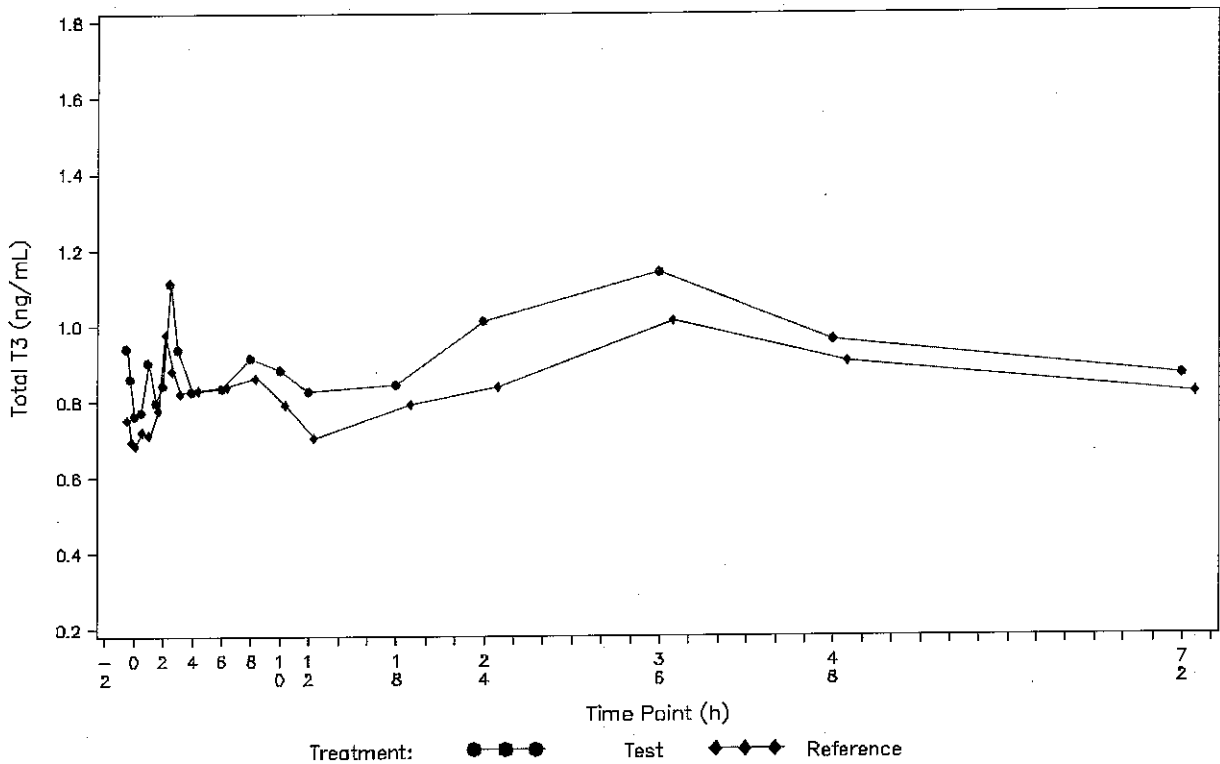
@:Subjects excluded from PK Population;  
Test: 600 µg (3\*200 µg tablets) levothyroxine new formulation.  
Reference: 600 µg (3\*200 µg tablets) levothyroxine old formulation.  
Source: Table 16.2.5.3

/project24/ep/blinded/e210899\_merc/stats/versioncontrol/primary/scripts/program/main/TFL programs/figures/figure  
15.4.2.11.sas



Figure 15.4.2.11 Concentration-Time Profiles: Individual Concentration versus Actual Time in Linear Scale (For Total T3 Values) (Safety Population)

Subject ID/Random Number:



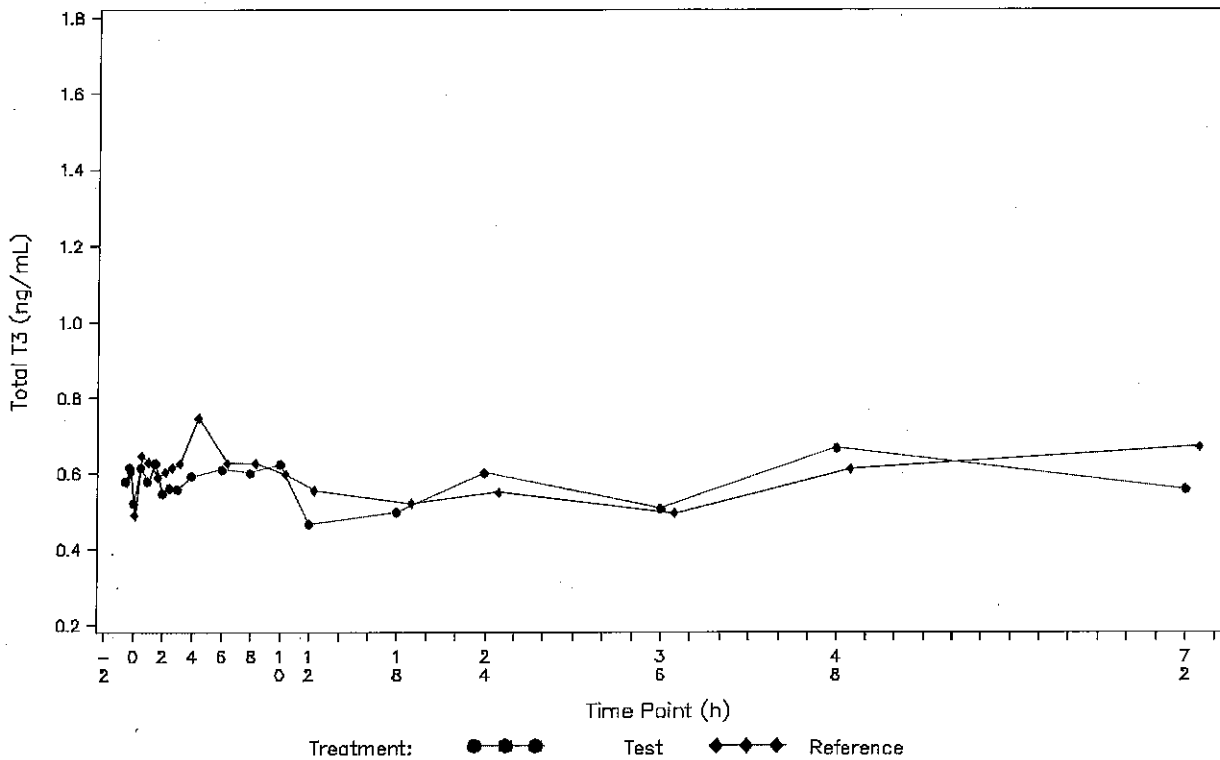
@:Subjects excluded from PK Population;  
Test: 600 µg (3\*200 µg tablets) levothyroxine new formulation.  
Reference: 600 µg (3\*200 µg tablets) levothyroxine old formulation.  
Source: Table 16.2.5.3

/project24/ep/blinded/e210899\_merc/stats/versioncontrol/primary/scripts/program/main/TEL programs/figures/figure  
15.4.2.11.sas

Merck Serono  
EMR 200125-001

Figure 15.4.2.11 Concentration-Time Profiles: Individual Concentration versus Actual Time in Linear Scale (for Total T3 Values)  
(Safety Population)

Subject ID/Random Number: 1



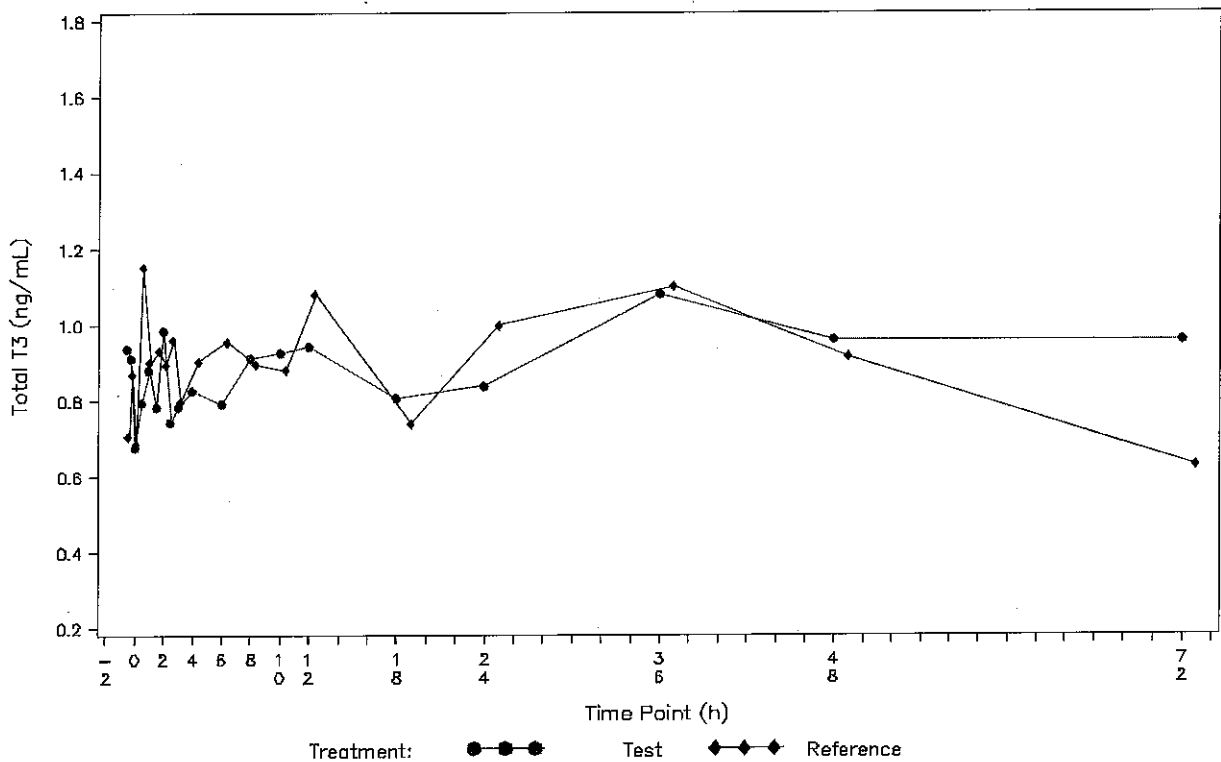
@:Subjects excluded from PK Population;  
Test: 600 µg (3\*200 µg tablets) levothyroxine new formulation.  
Reference: 600 µg (3\*200 µg tablets) levothyroxine old formulation.  
Source: Table 16.2.5.3

/project24/ep/blinded/e210899\_merc/stats/versioncontrol/primary/scripts/program/main/TFL programs/figures/figure  
15.4.2.11.sas



Figure 15.4.2.11 Concentration-Time Profiles: Individual Concentration versus Actual Time in Linear Scale (For Total T3 Values)  
(Safety Population)

Subject ID/Random Number:



@:Subjects excluded from PK Population;  
Test: 600 µg (3\*200 µg tablets) levothyroxine new formulation.  
Reference: 600 µg (3\*200 µg tablets) levothyroxine old formulation.  
Source: Table 16.2.5.3

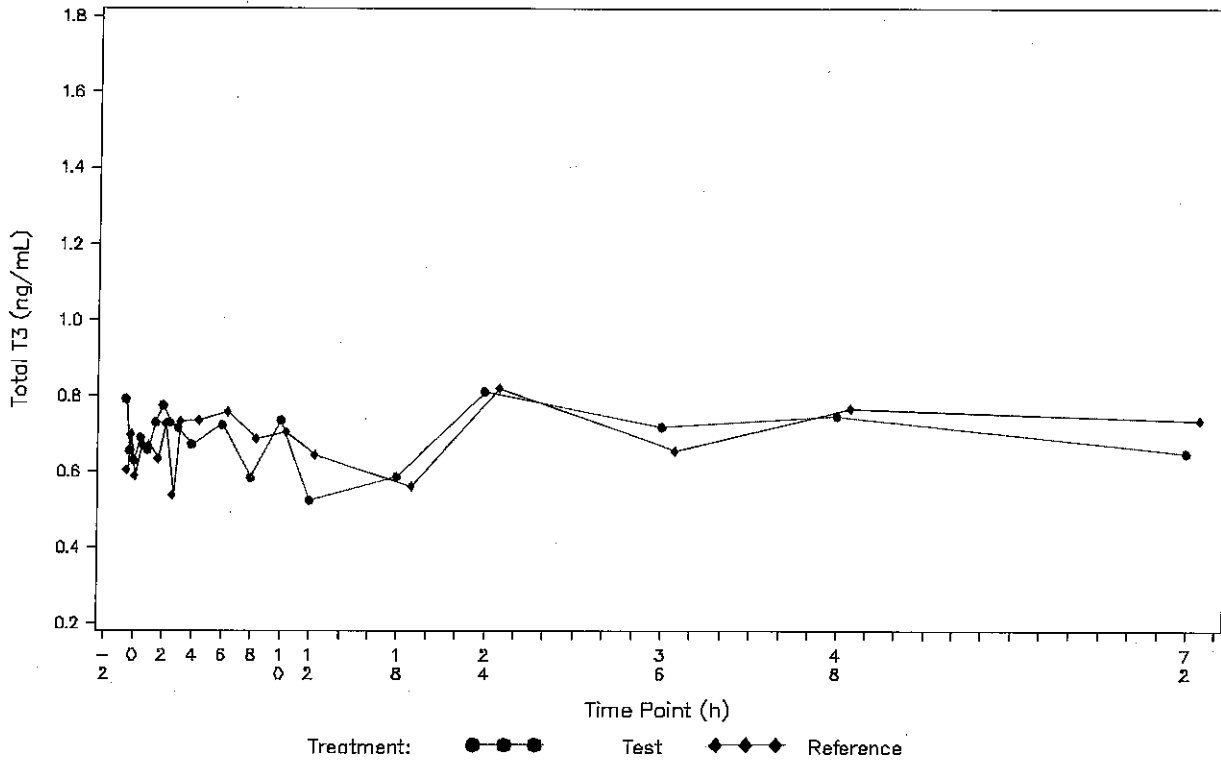
/project24/ep/blinded/e210899\_merc/stats/versioncontrol/primary/scripts/program/main/TFL programs/figures/figure  
15.4.2.11.sas



Merck Serono  
EMR 200125-001

Figure 15.4.2.11 Concentration-Time Profiles: Individual Concentration versus Actual Time in Linear Scale (for Total T3 Values) (Safety Population)

Subject ID/Random Number:



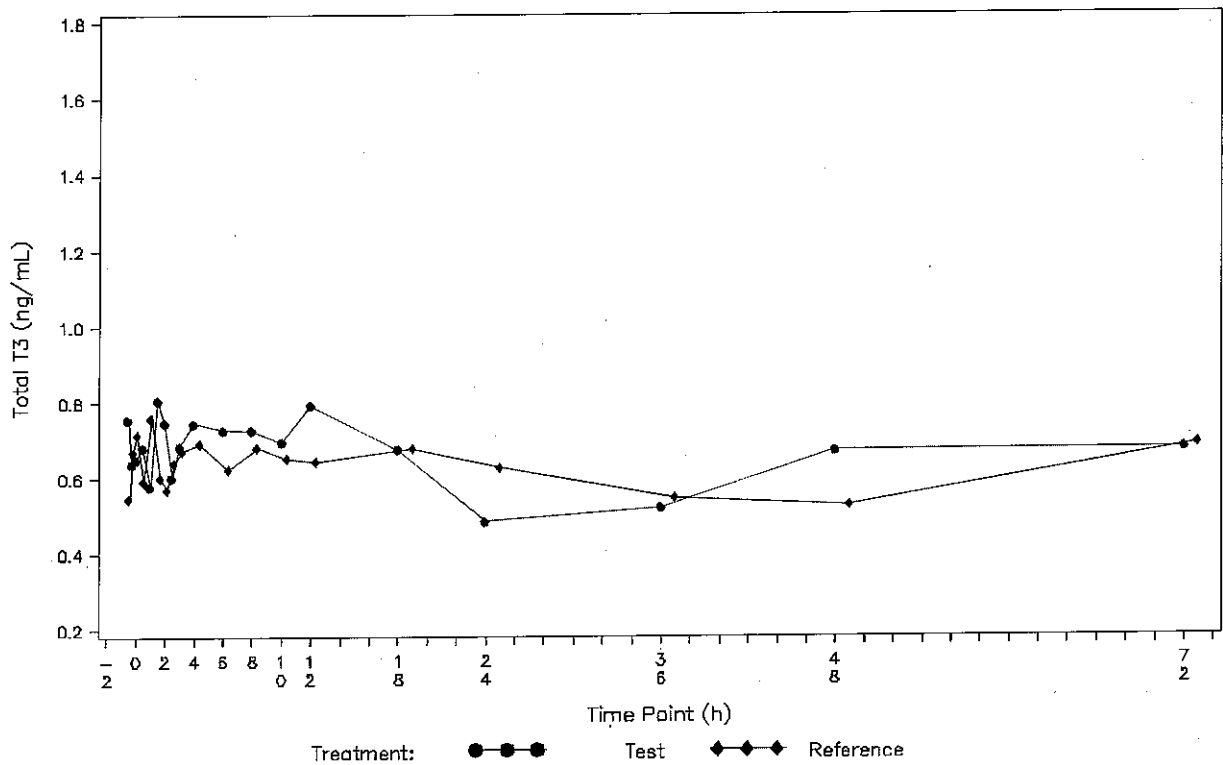
@:Subjects excluded from PK Population;  
Test: 600 µg (3\*200 µg tablets) levothyroxine new formulation.  
Reference: 600 µg (3\*200 µg tablets) levothyroxine old formulation.  
Source: Table 16.2.5.3

/project24/ep/blinded/e210899\_merc/stats/versioncontrol/primary/scripts/program/main/TFL programs/figures/figure  
15.4.2.11.sas



Figure 15.4.2.11 Concentration-Time Profiles: Individual Concentration versus Actual Time in Linear Scale (for Total T3 Values) (Safety Population)

Subject ID/Random Number:



@:Subjects excluded from PK Population;  
Test: 600 µg (3\*200 µg tablets) levothyroxine new formulation.  
Reference: 600 µg (3\*200 µg tablets) levothyroxine old formulation.  
Source: Table 16.2.5.3

/project24/ep/blinded/e210899\_merc/stats/versioncontrol/primary/scripts/program/main/TFL programs/Figures/Figure  
15.4.2.11.sas

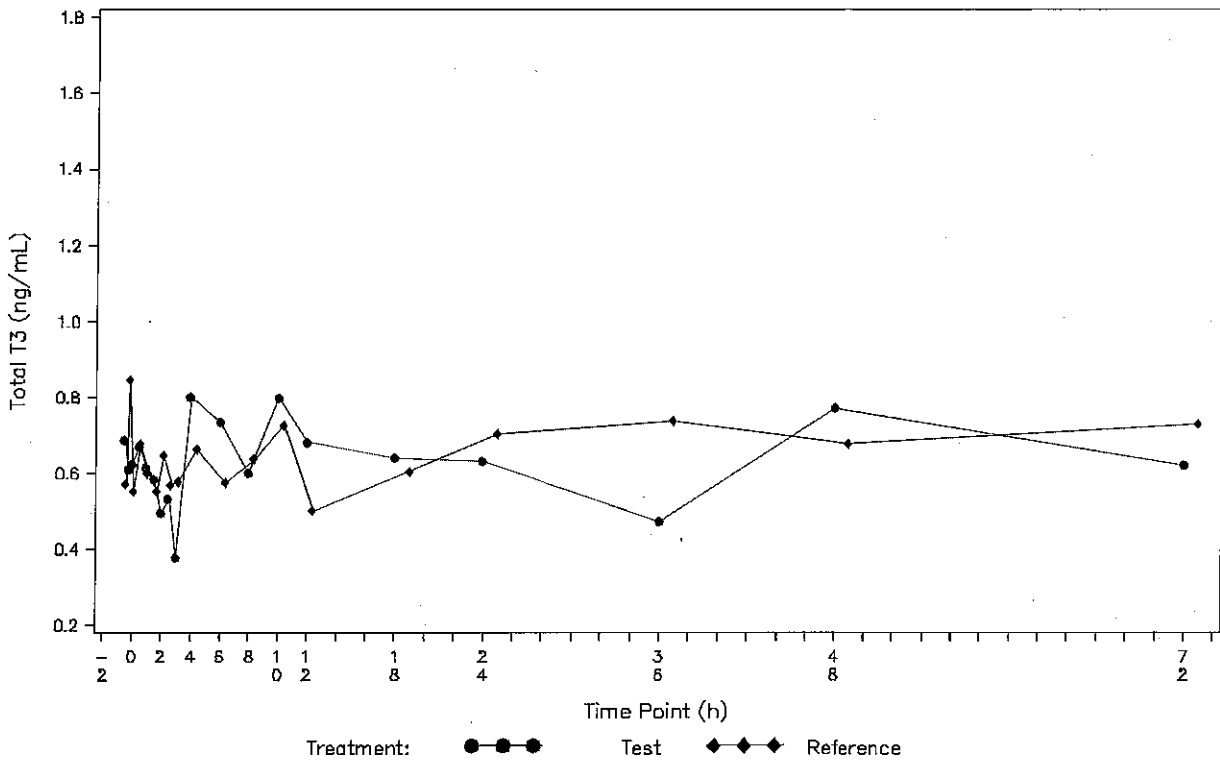




Merck Serono  
EMR 200125-001

Figure 15.4.2.11 Concentration-Time Profiles: Individual Concentration versus Actual Time in Linear Scale (for Total T3 Values)  
(Safety Population)

Subject ID/Random Number:



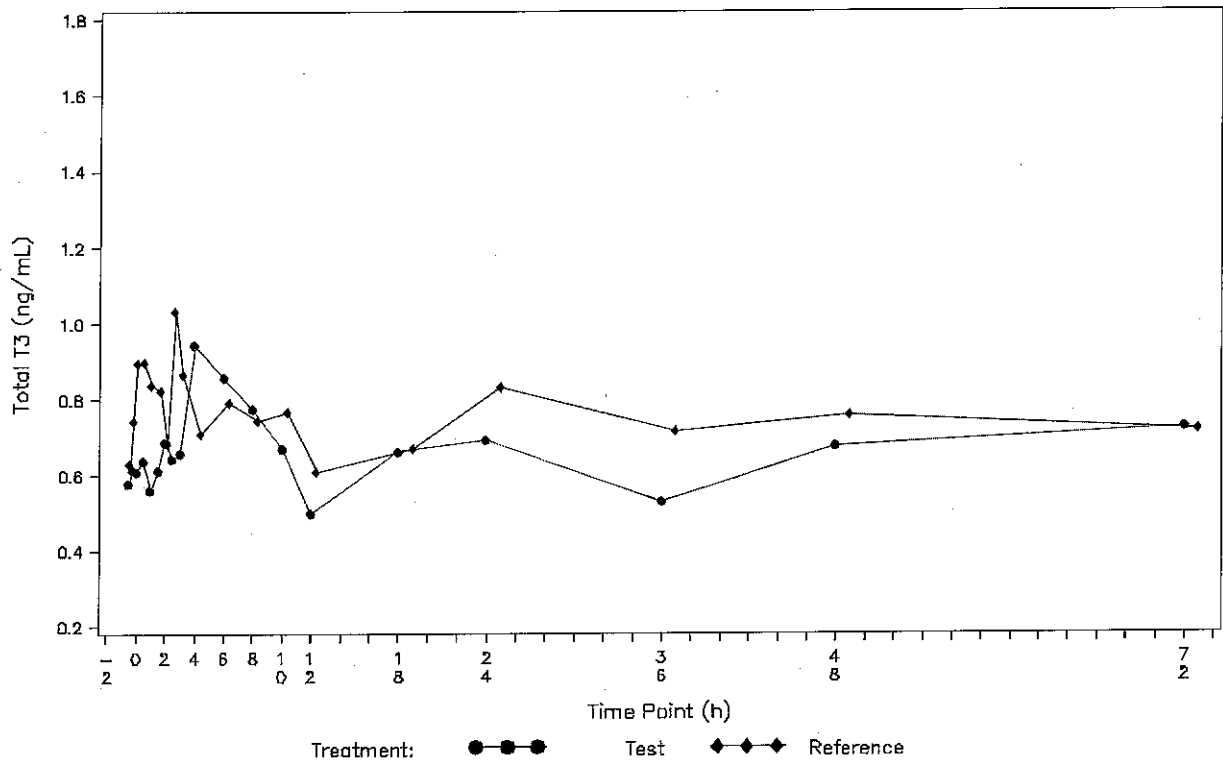
@:Subjects excluded from PK Population;  
Test: 600 µg (3\*200 µg tablets) levothyroxine new formulation.  
Reference: 600 µg (3\*200 µg tablets) levothyroxine old formulation.  
Source: Table 16.2.5.3

/project24/ep/blinded/e210899\_merc/stats/versioncontrol/primary/scripts/program/main/TFL programs/figures/figure  
15.4.2.11.sas



Figure 15.4.2.11 Concentration-Time Profiles: Individual Concentration versus Actual Time in Linear Scale (for Total T3 Values) (Safety Population)

Subject ID/Random Number:

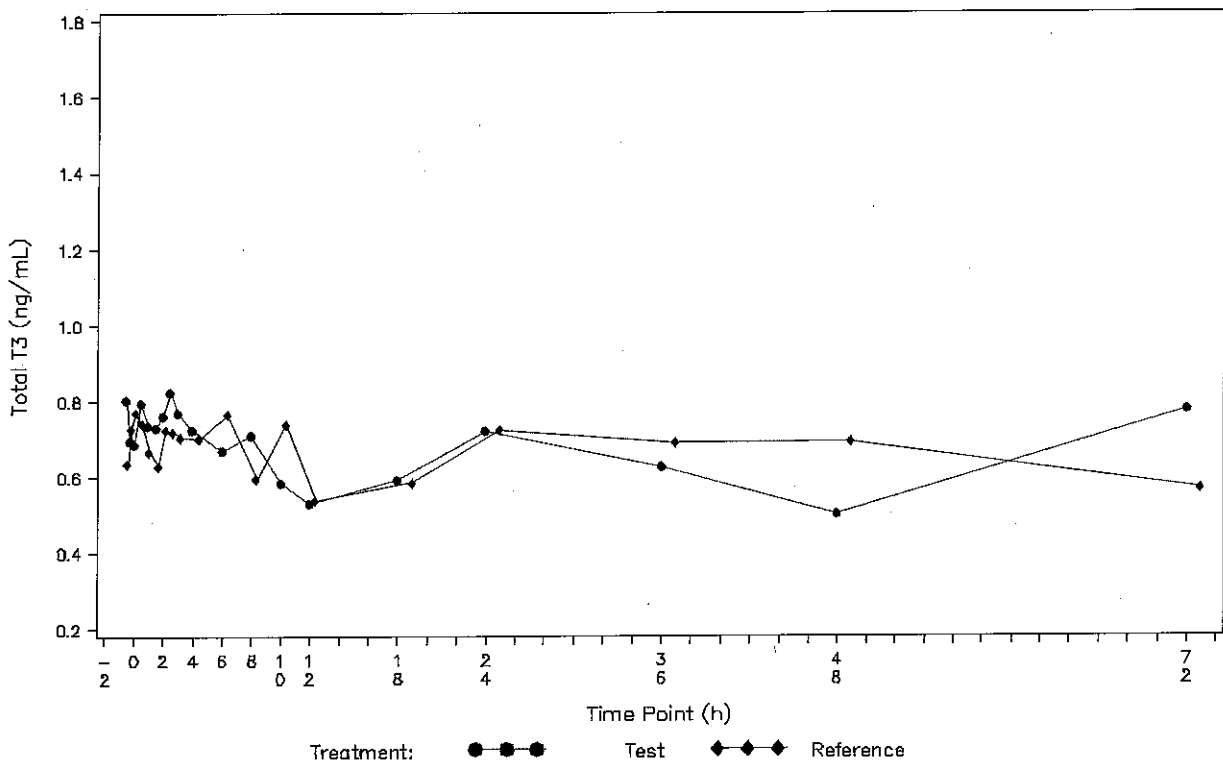


0: Subjects excluded from PK Population;  
Test: 600 µg (3\*200 µg tablets) levothyroxine new formulation.  
Reference: 600 µg (3\*200 µg tablets) levothyroxine old formulation.  
Source: Table 16.2.5.3

/project24/ep/blinded/e210899\_merc/stats/versioncontrol/primary/scripts/program/main/TFL programs/figures/figure  
15.4.2.11.sas

Merck Serono  
EMR 200125-001  
Figure 15.4.2.11 Concentration-Time Profiles: Individual Concentration versus Actual Time in Linear Scale (for Total T3 Values)  
(Safety Population)

Subject ID/Random Number:



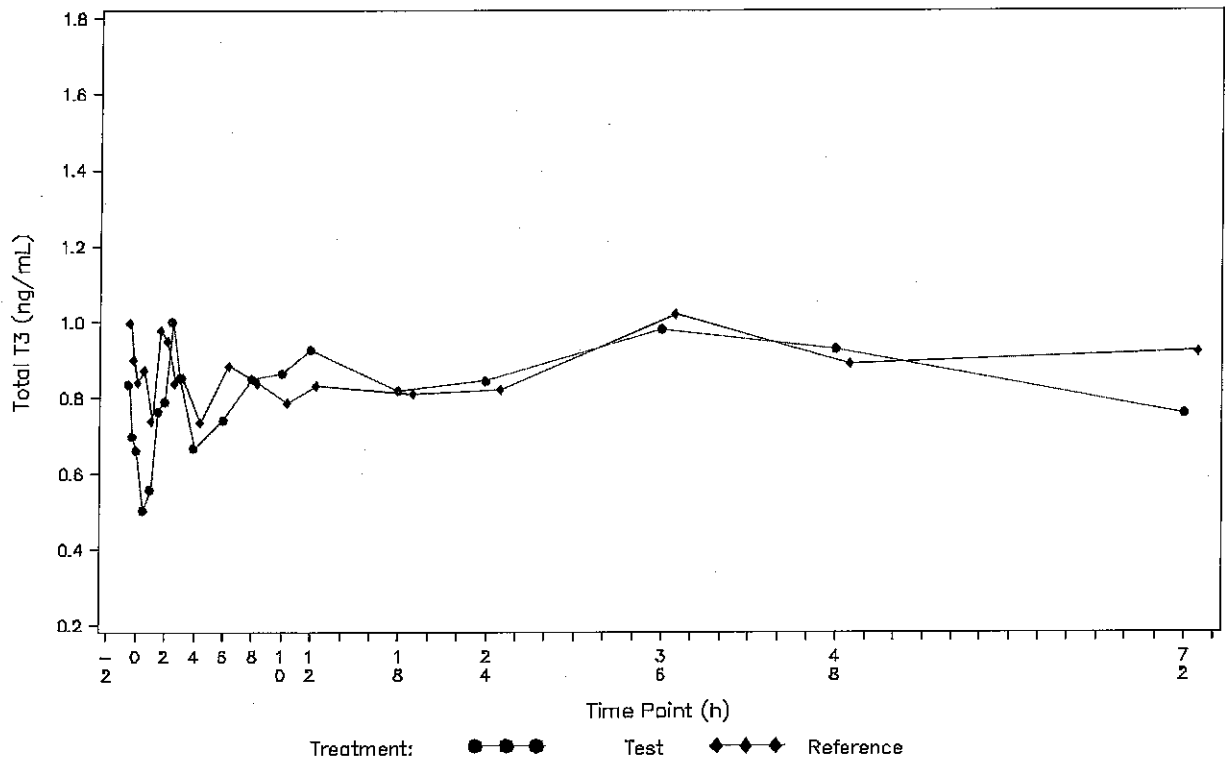
@:Subjects excluded from PK Population;  
Test: 600 µg (3\*200 µg tablets) levothyroxine new formulation.  
Reference: 600 µg (3\*200 µg tablets) levothyroxine old formulation.  
Source: Table 16.2.5.3

/project24/ep/blinded/e210899\_merc/stats/versioncontrol/primary/scripts/program/main/TFL programs/figures/Figure  
15.4.2.11.sas



Figure 15.4.2.11 Concentration-Time Profiles: Individual Concentration versus Actual Time in Linear Scale (for Total T3 Values) (Safety Population)

Subject ID/Random Number:



@:Subjects excluded from PK Population;  
Test: 600 µg (3\*200 µg tablets) levothyroxine new formulation.  
Reference: 600 µg (3\*200 µg tablets) levothyroxine old formulation.  
Source: Table 16.2.5.3

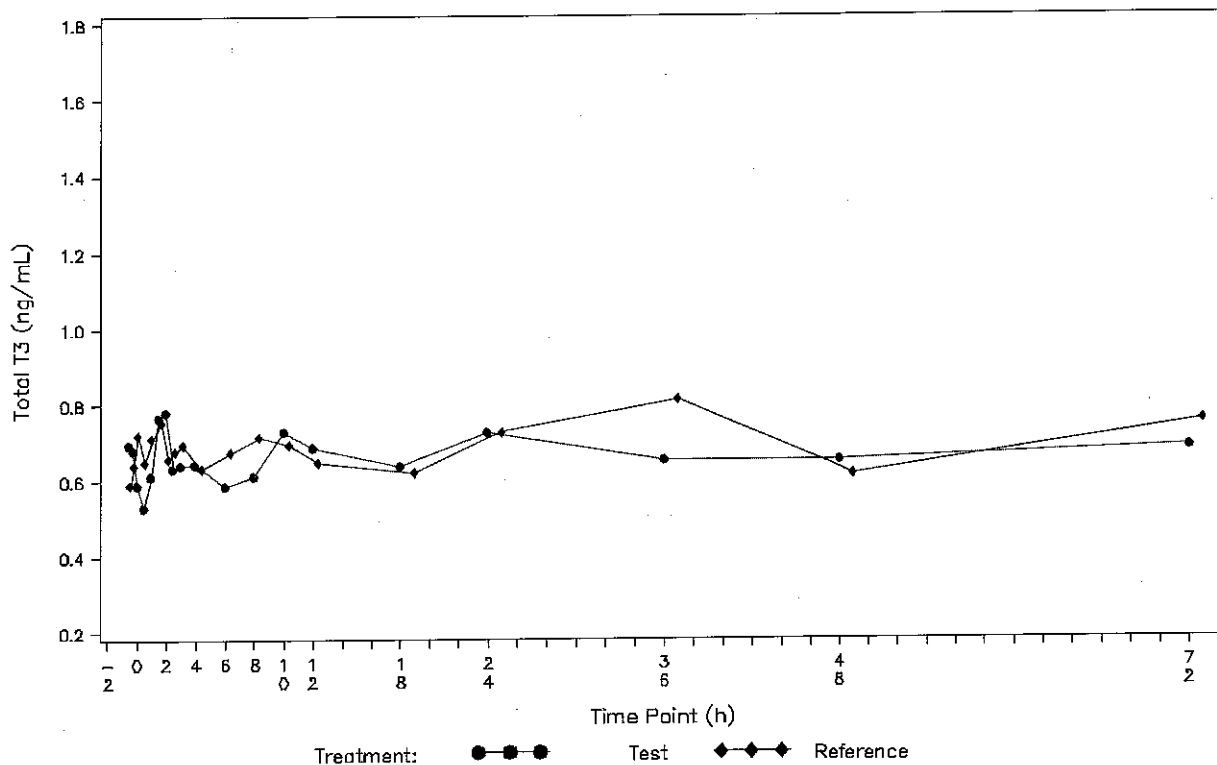
/project24/ep/blinded/e210899\_merc/stats/versioncontrol/primary/scripts/program/main/TFL programs/figures/figure  
15.4.2.11.sas



Merck Serono  
EMR 200125-001

Figure 15.4.2.11 Concentration-Time Profiles: Individual Concentration versus Actual Time in Linear Scale (for Total T3 Values)  
(Safety Population)

Subject ID/Random Number:

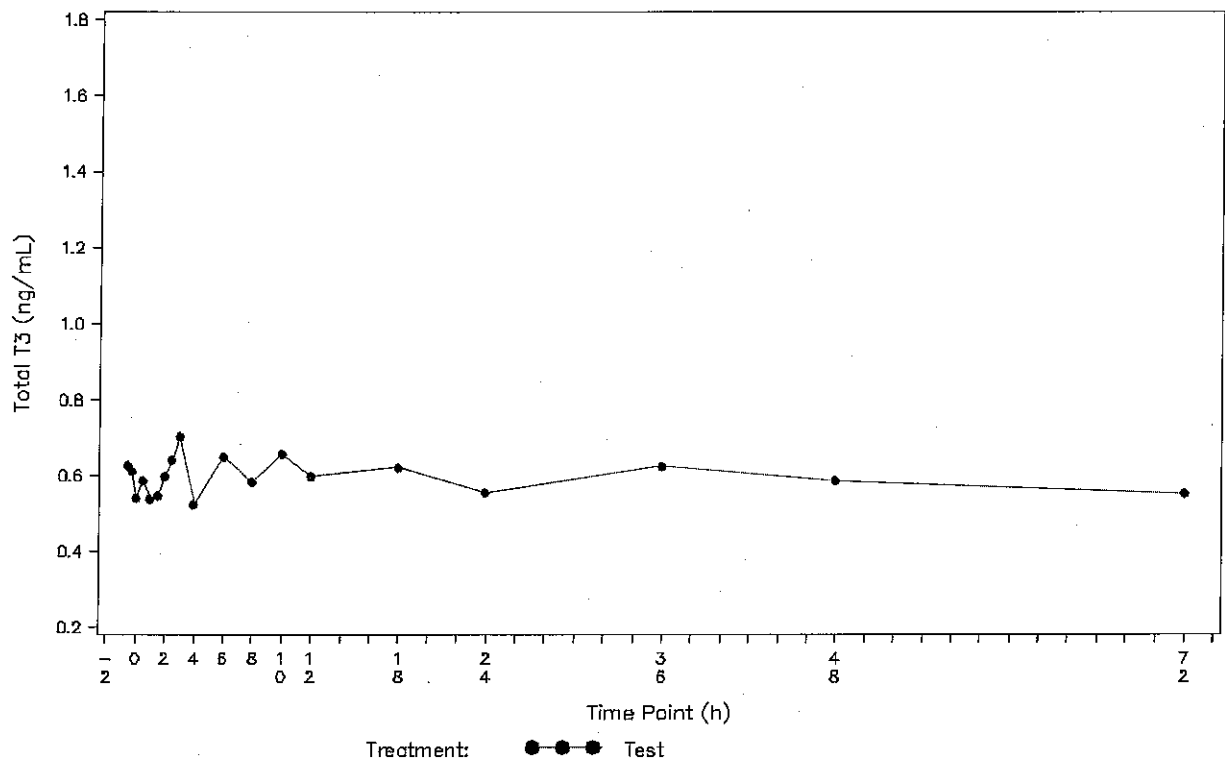


@:Subjects excluded from PK Population;  
Test: 600 µg (3\*200 µg tablets) levothyroxine new formulation.  
Reference: 600 µg (3\*200 µg tablets) levothyroxine old formulation.  
Source: Table 16.2.5.3

/project24/ep/blinded/e210899\_merc/stats/versioncontrol/primary/scripts/program/main/TFL programs/figures/figure  
15.4.2.11.sas

Figure 15.4.2.11 Concentration-Time Profiles: Individual Concentration versus Actual Time in Linear Scale (for Total T3 Values)  
(Safety Population)

Subject ID/Random Number:



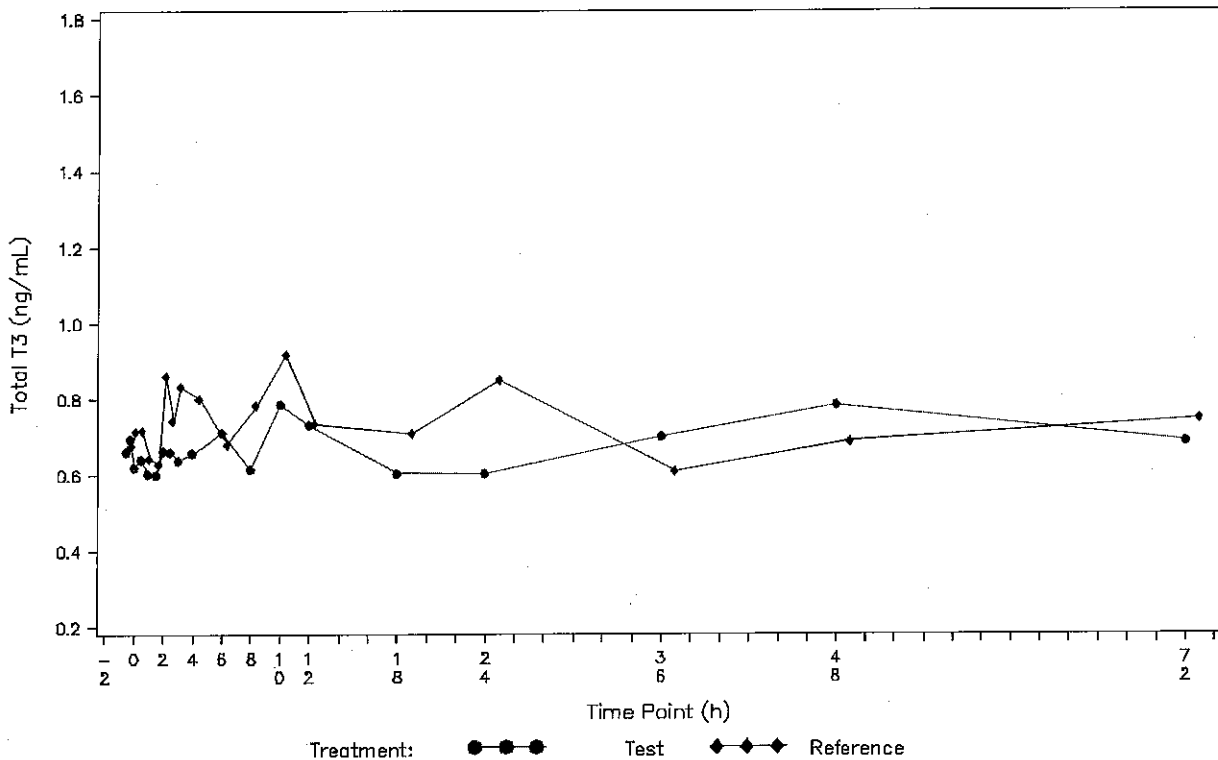
0: Subjects excluded from PK Population;  
Test: 600 µg (3\*200 µg tablets) levothyroxine new formulation.  
Reference: 600 µg (3\*200 µg tablets) levothyroxine old formulation.  
Source: Table 16.2.5.3

/project24/ep/blinded/e210899\_merc/stats/versioncontrol/primary/scripts/program/main/TFL programs/figures/figure  
15.4.2.11.sas



Merck Serono  
EMR 200125-001  
Figure 15.4.2.11 Concentration-Time Profiles: Individual Concentration versus Actual Time in Linear Scale (for Total T3 Values)  
(Safety Population)

Subject ID/Random Number:



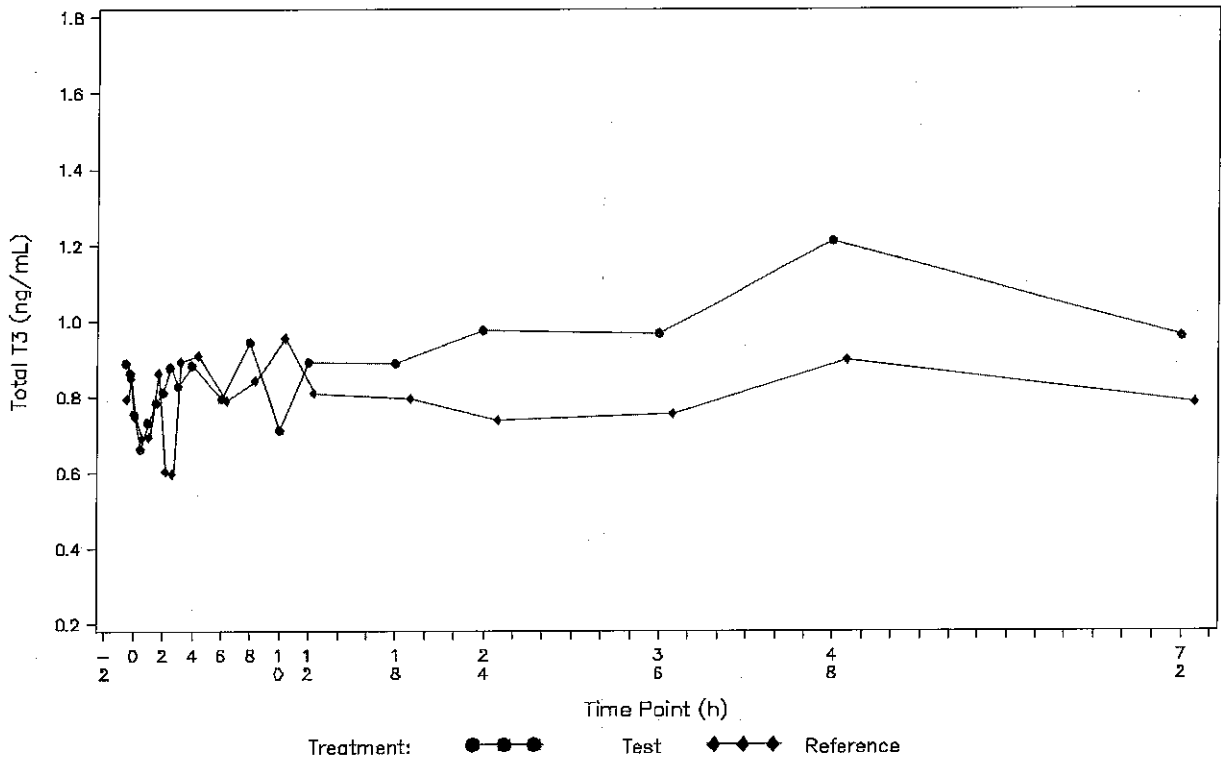
@:Subjects excluded from PK Population;  
Test: 600 µg (3\*200 µg tablets) levothyroxine new formulation.  
Reference: 600 µg (3\*200 µg tablets) levothyroxine old formulation.  
Source: Table 16.2.5.3

/project24/ep/blinded/e210899\_merc/stats/versioncontrol/primary/scripts/program/main/TFL programs/figures/figure  
15.4.2.11.sas



Figure 15.4.2.11 Concentration-Time Profiles: Individual Concentration versus Actual Time in Linear Scale (for Total T3 Values) (Safety Population)

Subject ID/Random Number:



@:Subjects excluded from PK Population;  
Test: 600 µg (3\*200 µg tablets) levothyroxine new formulation.  
Reference: 600 µg (3\*200 µg tablets) levothyroxine old formulation.  
Source: Table 16.2.5.3

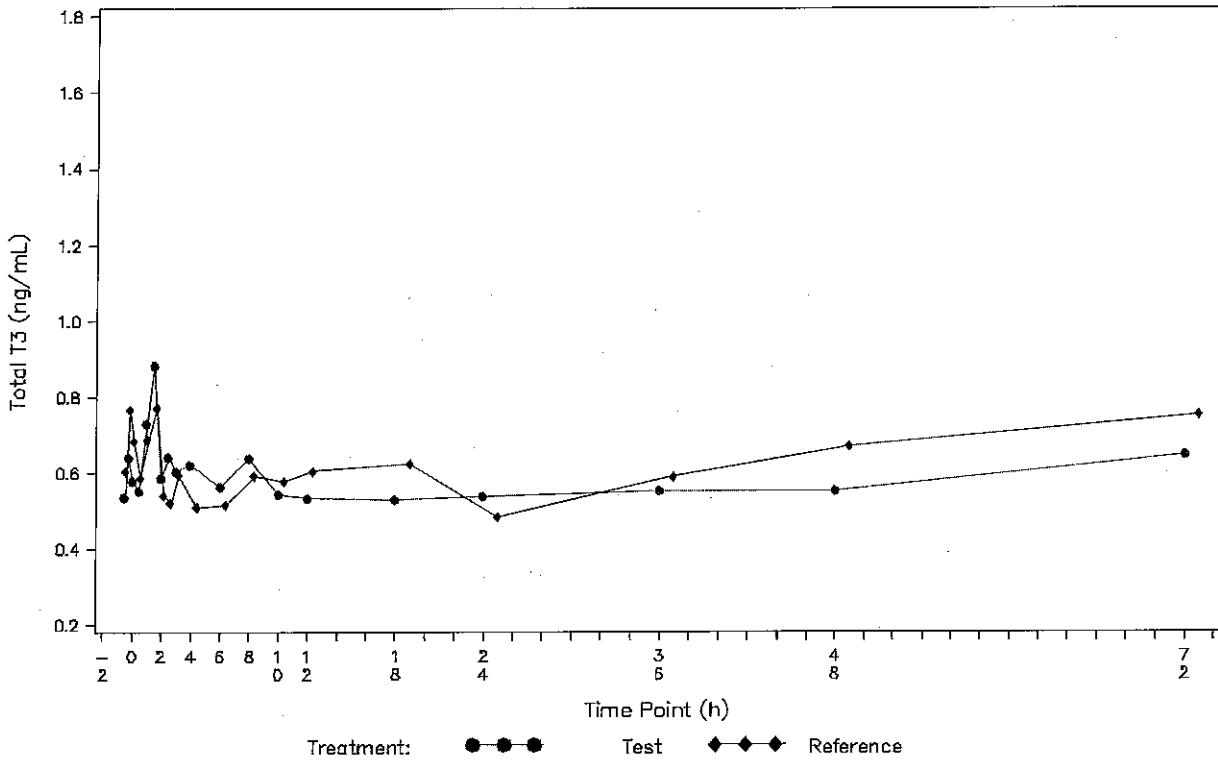
/project24/ep/blinded/e210899\_merc/stats/versioncontrol/primary/scripts/program/main/TEL programs/figures/figure  
15.4.2.11.sas





Figure 15.4.2.11 Concentration-Time Profiles: Individual Concentration versus Actual Time in Linear Scale (for Total T3 Values)  
(Safety Population)

Subject ID/Random Number:



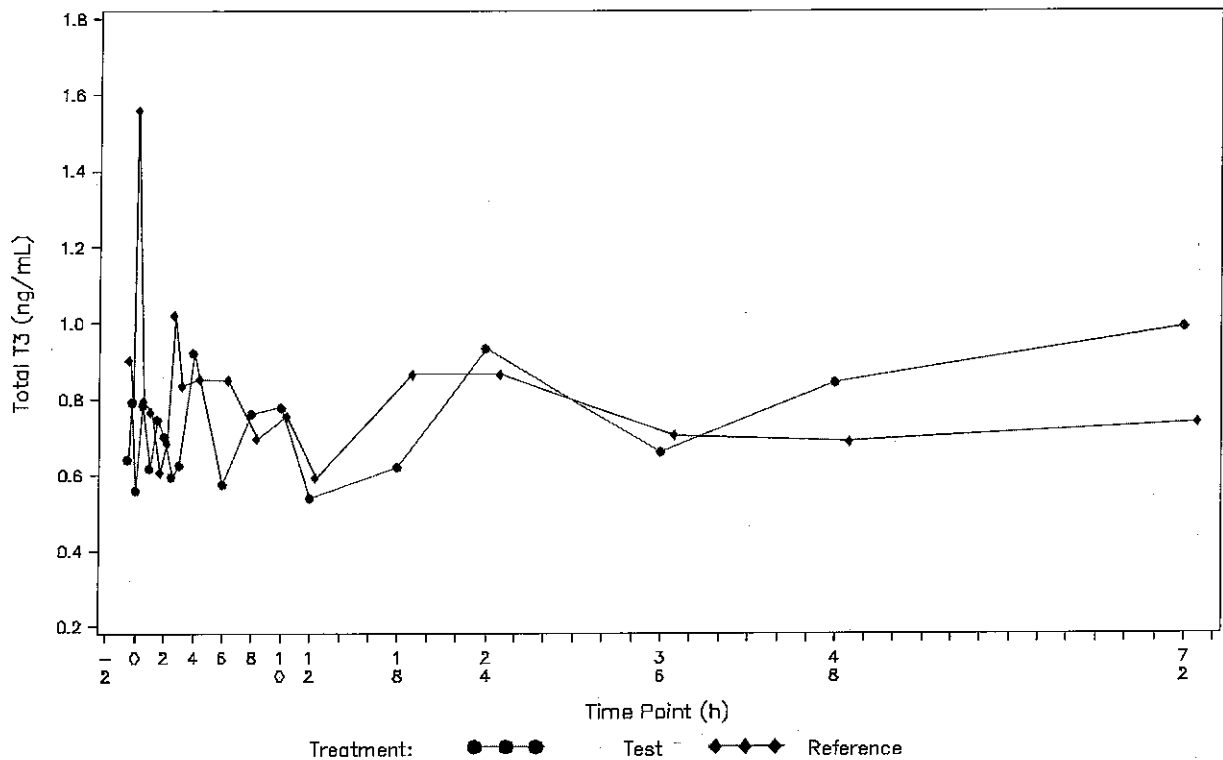
@:Subjects excluded from PK Population;  
Test: 600 µg (3\*200 µg tablets) levothyroxine new formulation.  
Reference: 600 µg (3\*200 µg tablets) levothyroxine old formulation.  
Source: Table 16.2.5.3

/project24/ep/blinded/e210899\_merc/stats/versioncontrol/primary/scripts/program/main/TFL programs/figures/figure  
15.4.2.11.sas



Figure 15.4.2.11 Concentration-Time Profiles: Individual Concentration versus Actual Time in Linear Scale (For Total T3 Values)  
(Safety Population)

Subject ID/Random Number: . . . . .



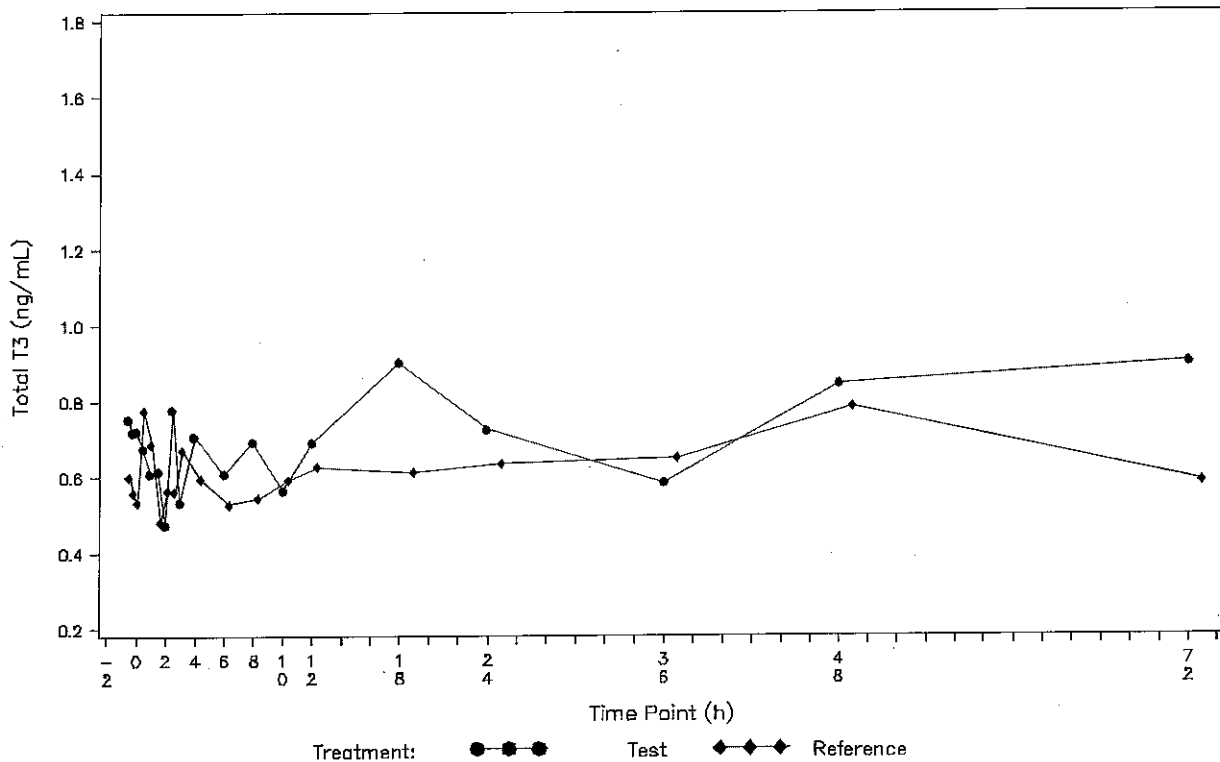
@:Subjects excluded from PK Population;  
Test: 600 µg (3\*200 µg tablets) levothyroxine new formulation.  
Reference: 600 µg (3\*200 µg tablets) levothyroxine old formulation.  
Source: Table 16.2.5.3

/project24/ep/blinded/e210899\_merc/stats/versioncontrol/primary/scripts/program/main/TFL programs/figures/figure  
15.4.2.11.sas



Figure 15.4.2.11 Concentration-Time Profiles: Individual Concentration versus Actual Time in Linear Scale (for Total T3 Values)  
(Safety Population)

Subject ID/Random Number:



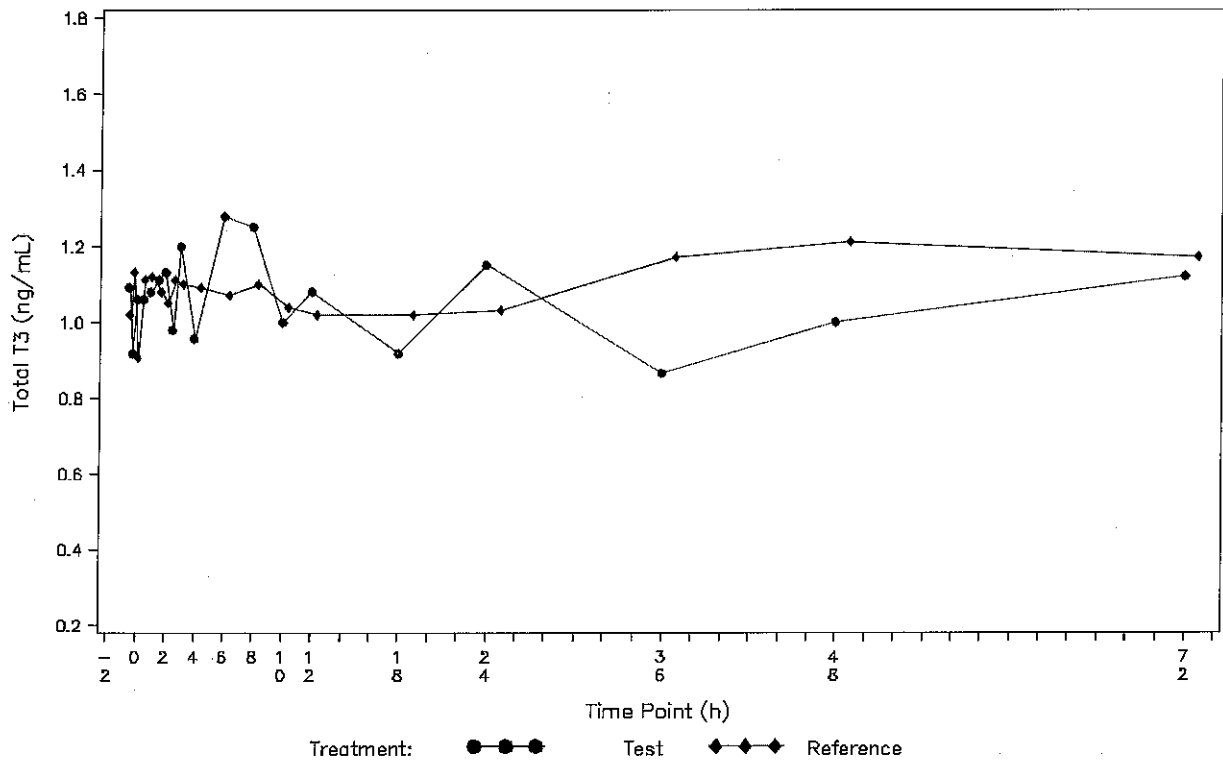
@:Subjects excluded from PK Population;  
Test: 600 µg (3\*200 µg tablets) levothyroxine new formulation.  
Reference: 600 µg (3\*200 µg tablets) levothyroxine old formulation.  
Source: Table 16.2.5.3

/project24/ep/blinded/e210899\_merc/stats/versioncontrol/primary/scripts/program/main/TFL programs/figures/figure  
15.4.2.11.sas



Figure 15.4.2.11 Concentration-Time Profiles: Individual Concentration versus Actual Time in Linear Scale (for Total T3 Values)  
(Safety Population)

Subject ID/Random Number:



0: Subjects excluded from PK Population;  
Test: 600 µg (3\*200 µg tablets) levothyroxine new formulation.  
Reference: 600 µg (3\*200 µg tablets) levothyroxine old formulation.  
Source: Table 16.2.5.3

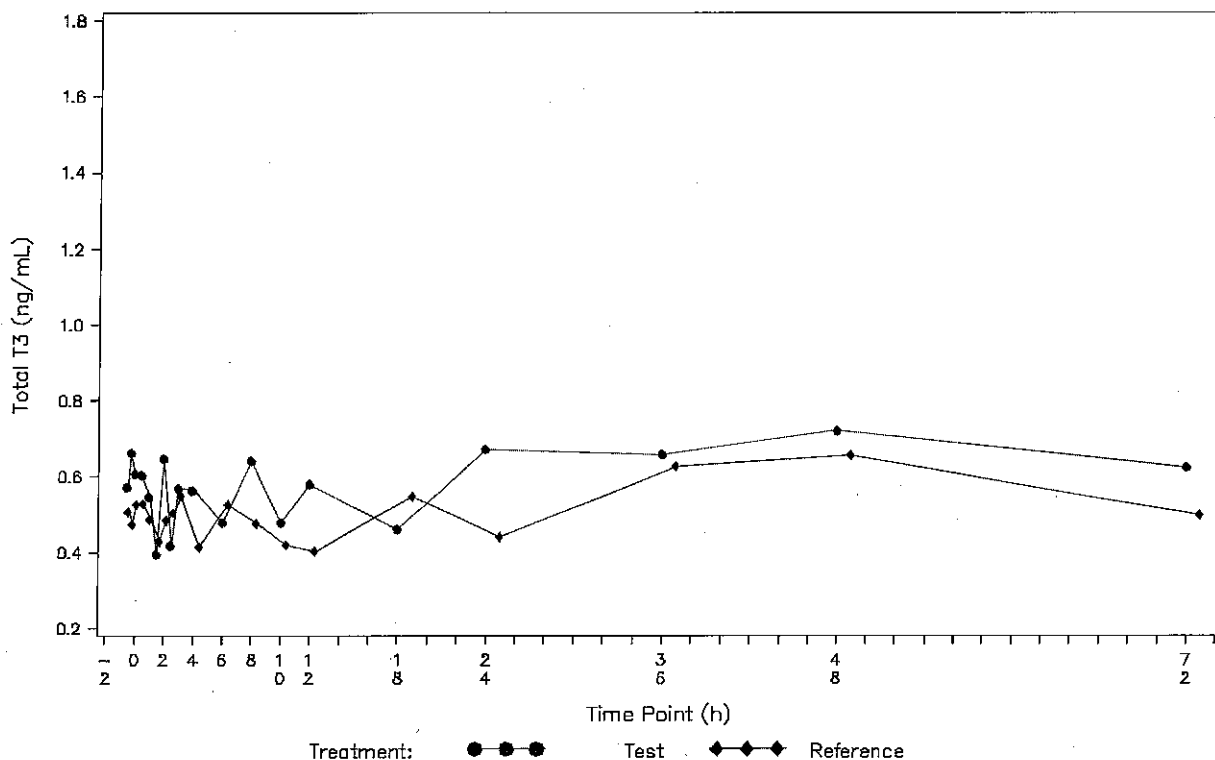
/project24/ep/blinded/e210899\_merc/stats/versioncontrol/primary/scripts/program/main/TFL programs/figures/figure  
15.4.2.11.sas



Merck Serono  
EMR 200125-001

Figure 15.4.2.11 Concentration-Time Profiles: Individual Concentration versus Actual Time in Linear Scale (for Total T3 Values)  
(Safety Population)

Subject ID/Random Number: .



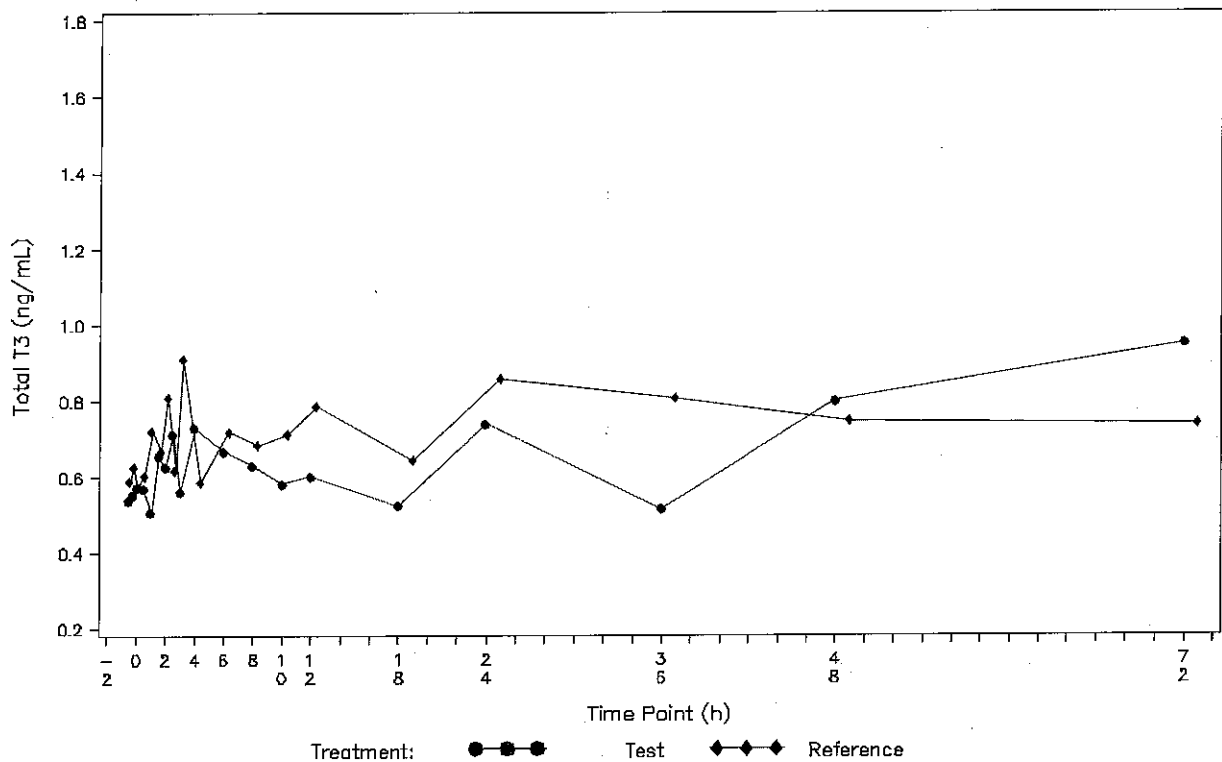
@:Subjects excluded from PK Population;  
Test: 600 µg (3\*200 µg tablets) levothyroxine new formulation.  
Reference: 600 µg (3\*200 µg tablets) levothyroxine old formulation.  
Source: Table 16.2.5.3

/project24/ep/blinded/e210899\_merc/stats/versioncontrol/primary/scripts/program/main/TPL programs/figures/figure  
15.4.2.11.sas



Figure 15.4.2.11 Concentration-Time Profiles: Individual Concentration versus Actual Time in Linear Scale (for Total T3 Values)  
(Safety Population)

Subject ID/Random Number: . . .

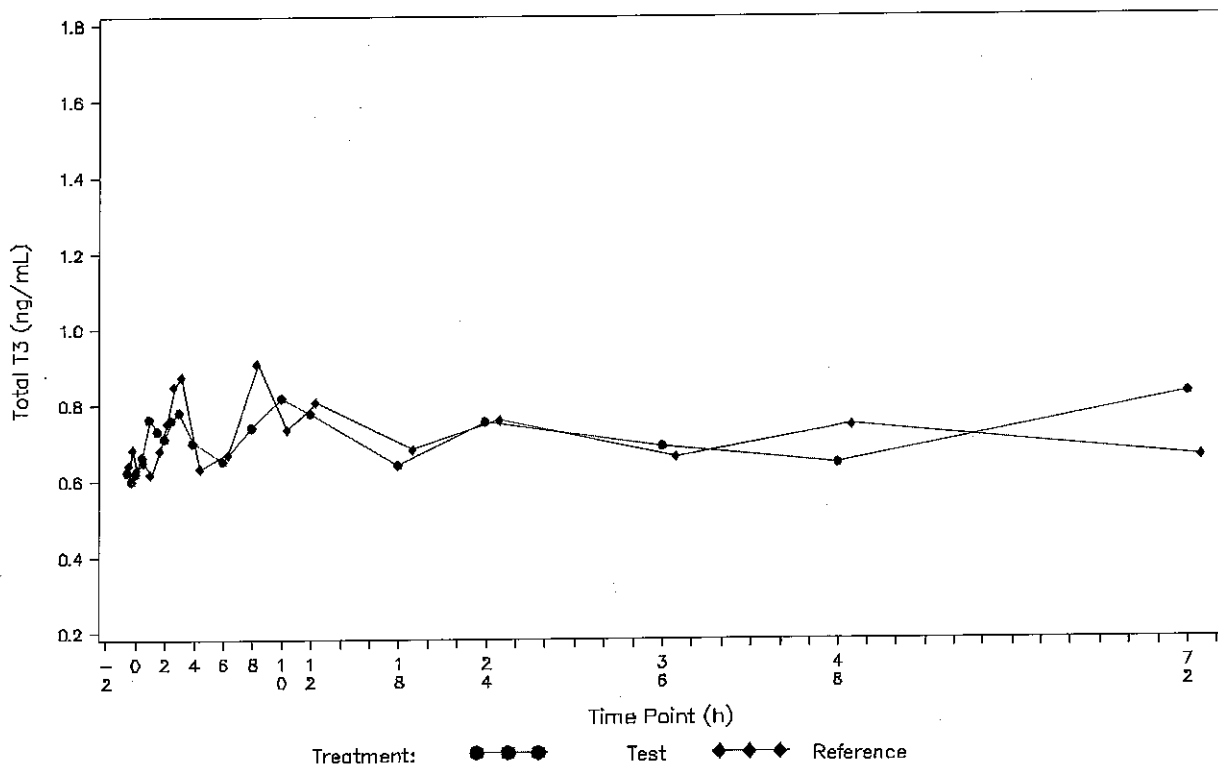


@: Subjects excluded from PK Population;  
Test: 600 µg (3\*200 µg tablets) levothyroxine new formulation.  
Reference: 600 µg (3\*200 µg tablets) levothyroxine old formulation.  
Source: Table 16.2.5.3

/project24/ep/blinded/e210899\_merc/stats/versioncontrol/primary/scripts/program/main/TFL programs/figures/figure  
15.4.2.11.sas

Figure 15.4.2.11 Concentration-Time Profiles: Individual Concentration versus Actual Time in Linear Scale (for Total T3 Values)  
(Safety Population)

Subject ID/Random Number:



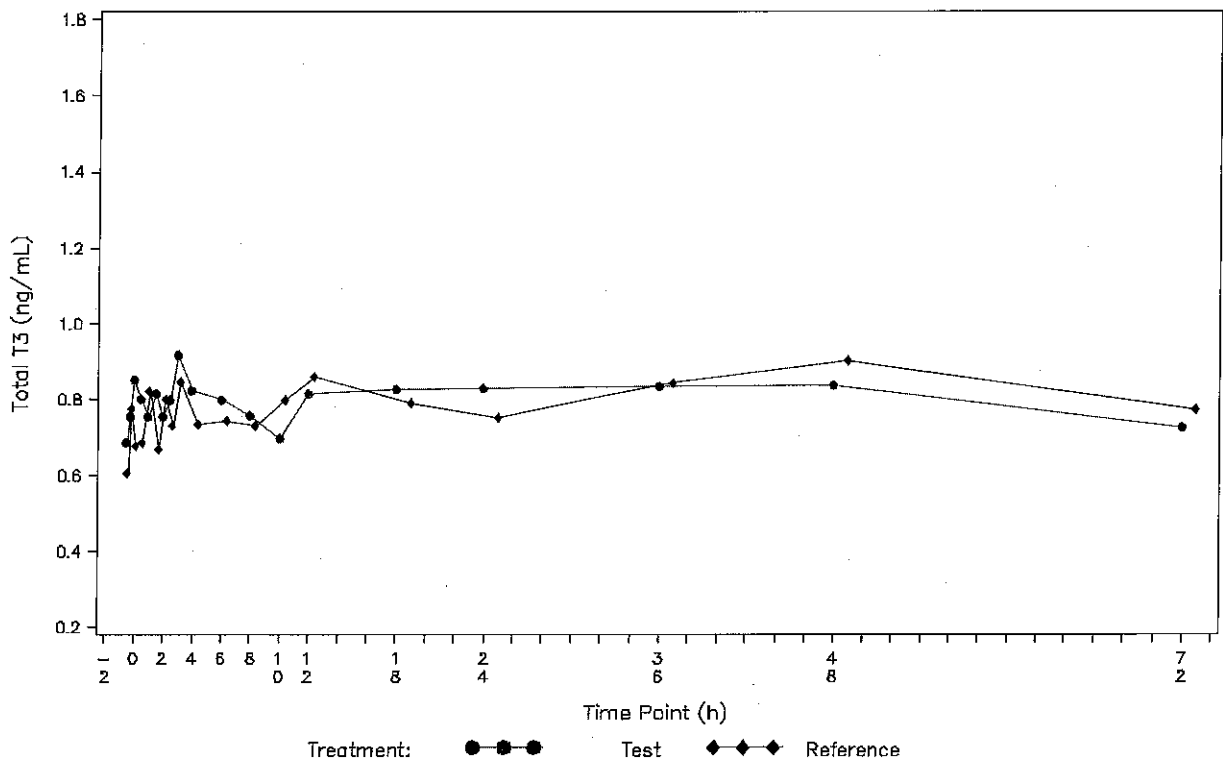
@:Subjects excluded from PK Population;  
Test: 600 µg (3\*200 µg tablets) levothyroxine new formulation.  
Reference: 600 µg (3\*200 µg tablets) levothyroxine old formulation.  
Source: Table 16.2.5.3

/project24/ep/blinded/e210899\_merc/stats/versioncontrol/primary/scripts/program/main/TFL programs/figures/figure  
15.4.2.11.sas



Figure 15.4.2.11 Concentration-Time Profiles: Individual Concentration versus Actual Time in Linear Scale (for Total T3 Values) (Safety Population)

Subject ID/Random Number:



@:Subjects excluded from PK Population;  
Test: 600 µg (3\*200 µg tablets) levothyroxine new formulation.  
Reference: 600 µg (3\*200 µg tablets) levothyroxine old formulation.  
Source: Table 16.2.5.3

/project24/ep/blinded/e210899\_merc/stats/versioncontrol/primary/scripts/program/main/TFL programs/Figures/Figure 15.4.2.11.sas

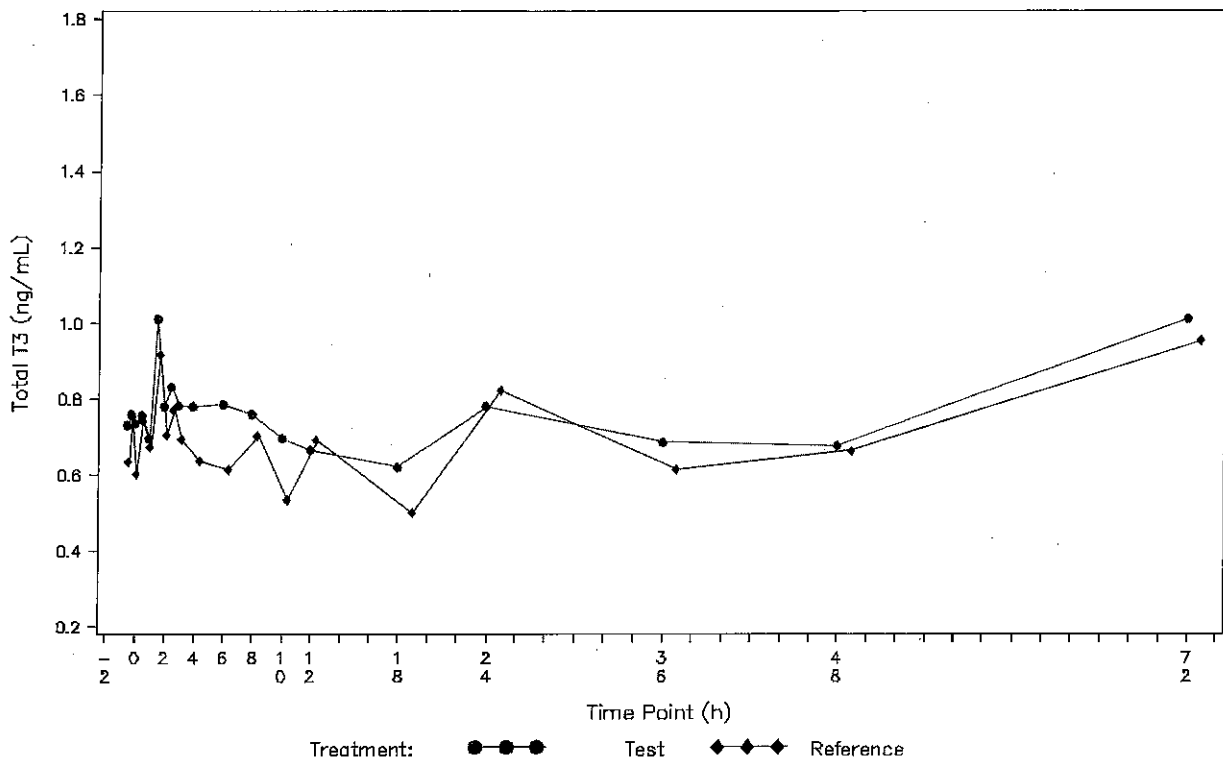




Merck Serono  
EMR 200125-001

Figure 15.4.2.11 Concentration-Time Profiles: Individual Concentration versus Actual Time in Linear Scale (for Total T3 Values)  
(Safety Population)

Subject ID/Random Number:



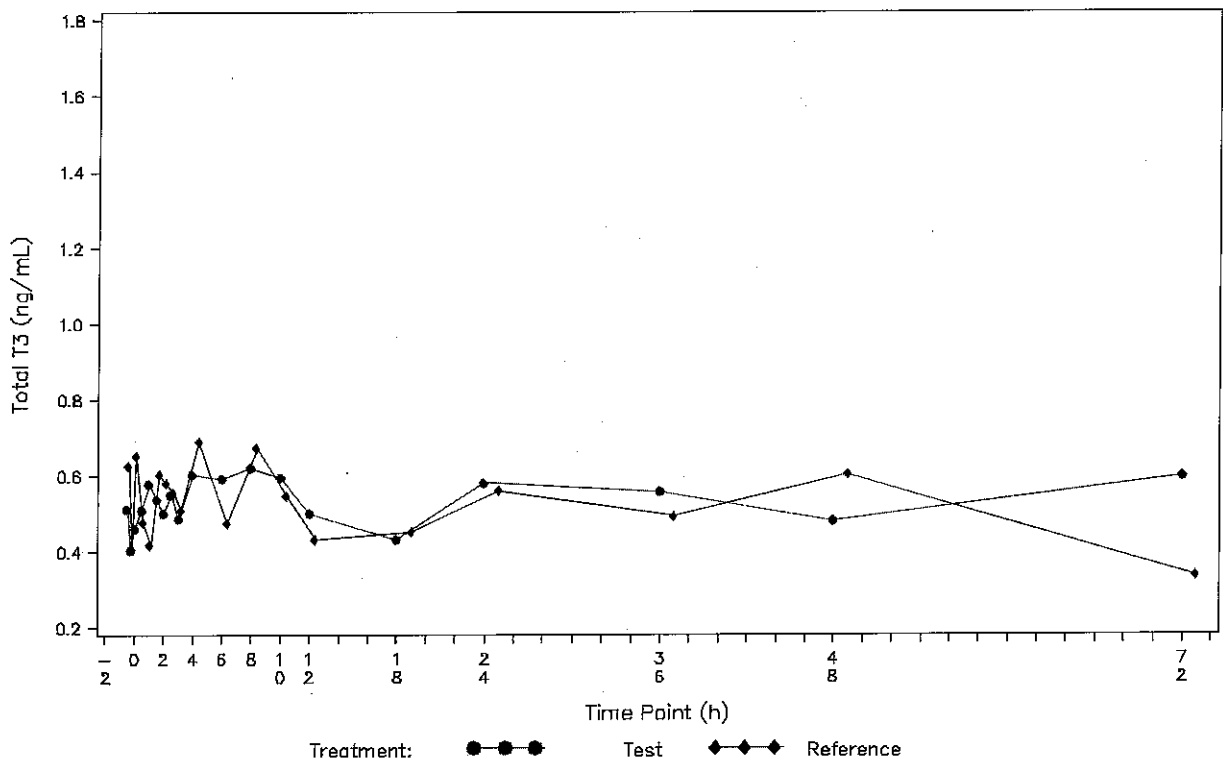
@:Subjects excluded from PK Population;  
Test: 600 µg (3\*200 µg tablets) levothyroxine new formulation.  
Reference: 600 µg (3\*200 µg tablets) levothyroxine old formulation.  
Source: Table 16.2.5.3

/project24/ep/blinded/e210899\_merc/stats/versioncontrol/primary/scripts/program/main/TFL programs/figures/Figure  
15.4.2.11.sas



Figure 15.4.2.11 Concentration-Time Profiles: Individual Concentration versus Actual Time in Linear Scale (For Total T3 Values)  
(Safety Population)

Subject ID/Random Number: 111111



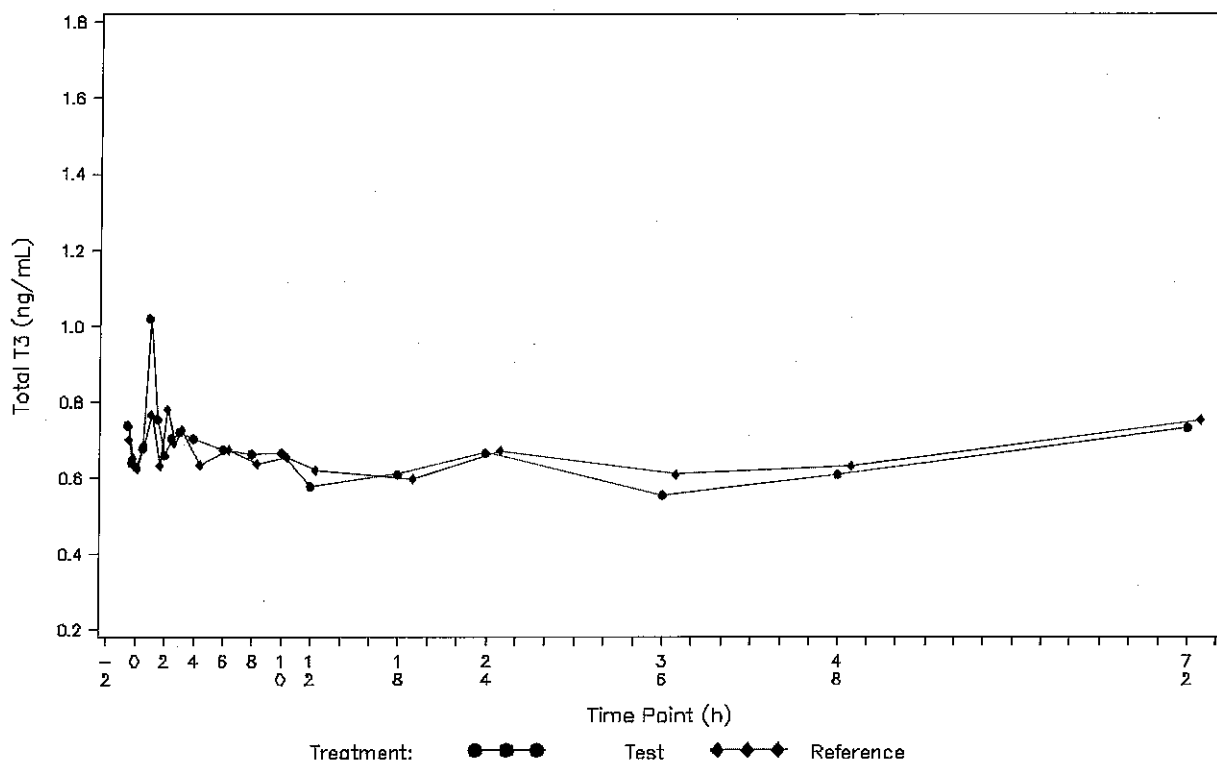
0: Subjects excluded from PK Population;  
Test: 600 µg (3\*200 µg tablets) levothyroxine new formulation.  
Reference: 600 µg (3\*200 µg tablets) levothyroxine old formulation.  
Source: Table 16.2.5.3

/project24/ep/blinded/e210899\_merc/stats/versioncontrol/primary/scripts/program/main/TFL programs/figures/figure  
15.4.2.11.sas



Figure 15.4.2.11 Concentration-Time Profiles: Individual Concentration versus Actual Time in Linear Scale (for Total T3 Values) (Safety Population)

Subject ID/Random Number:



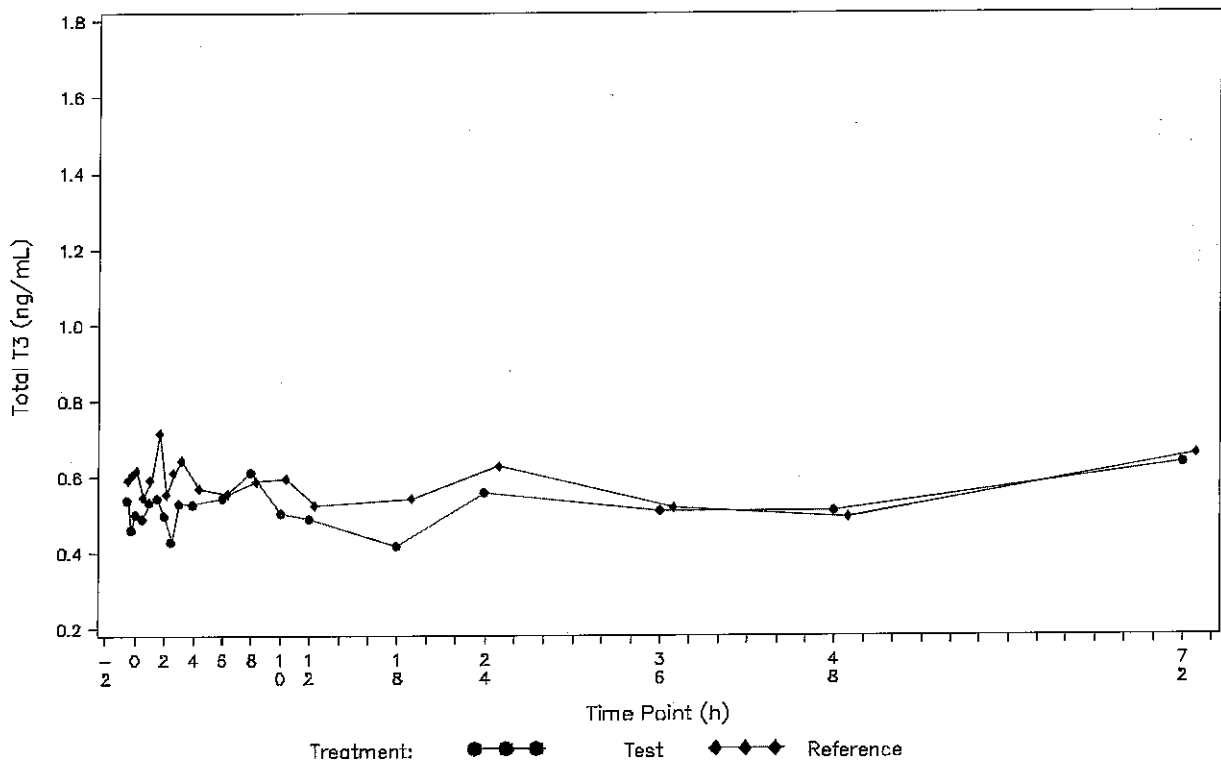
@:Subjects excluded from PK Population;  
Test: 600 µg (3\*200 µg tablets) levothyroxine new formulation.  
Reference: 600 µg (3\*200 µg tablets) levothyroxine old formulation.  
Source: Table 16.2.5.3

/project24/ep/blinded/e210899\_merc/stats/versioncontrol/primary/scripts/program/main/TFL programs/figures/figure  
15.4.2.11.sas



Figure 15.4.2.11 Concentration-Time Profiles: Individual Concentration versus Actual Time in Linear Scale (for Total T3 Values)  
(Safety Population)

Subject ID/Random Number:



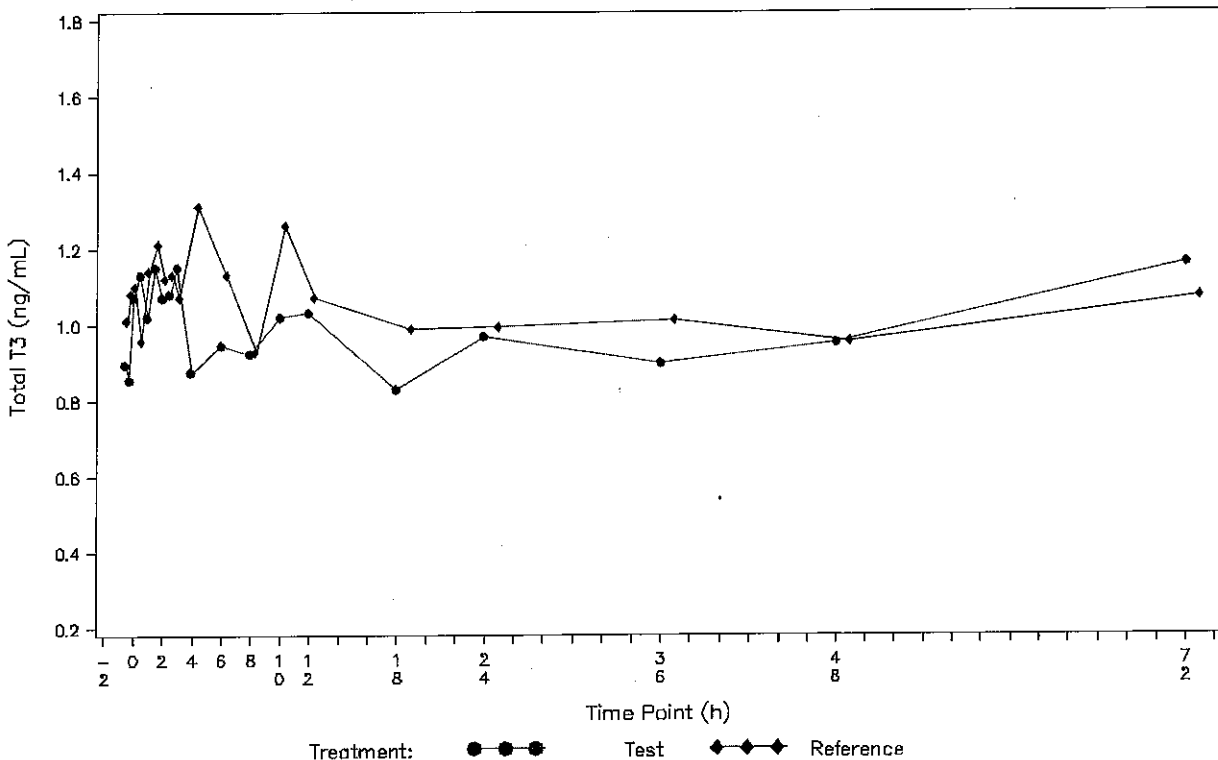
0: Subjects excluded from PK Population;  
Test: 600 µg (3\*200 µg tablets) levothyroxine new formulation.  
Reference: 600 µg (3\*200 µg tablets) levothyroxine old formulation.  
Source: Table 16.2.5.3

/project24/ep/blinded/e210899\_merc/stats/versioncontrol/primary/scripts/program/main/TFL programs/figures/figure  
15.4.2.11.sas



Merck Serono  
EMR 200125-001  
Figure 15.4.2.11 Concentration-Time Profiles: Individual Concentration versus Actual Time in Linear Scale (for Total T3 Values)  
(Safety Population)

Subject ID/Random Number:



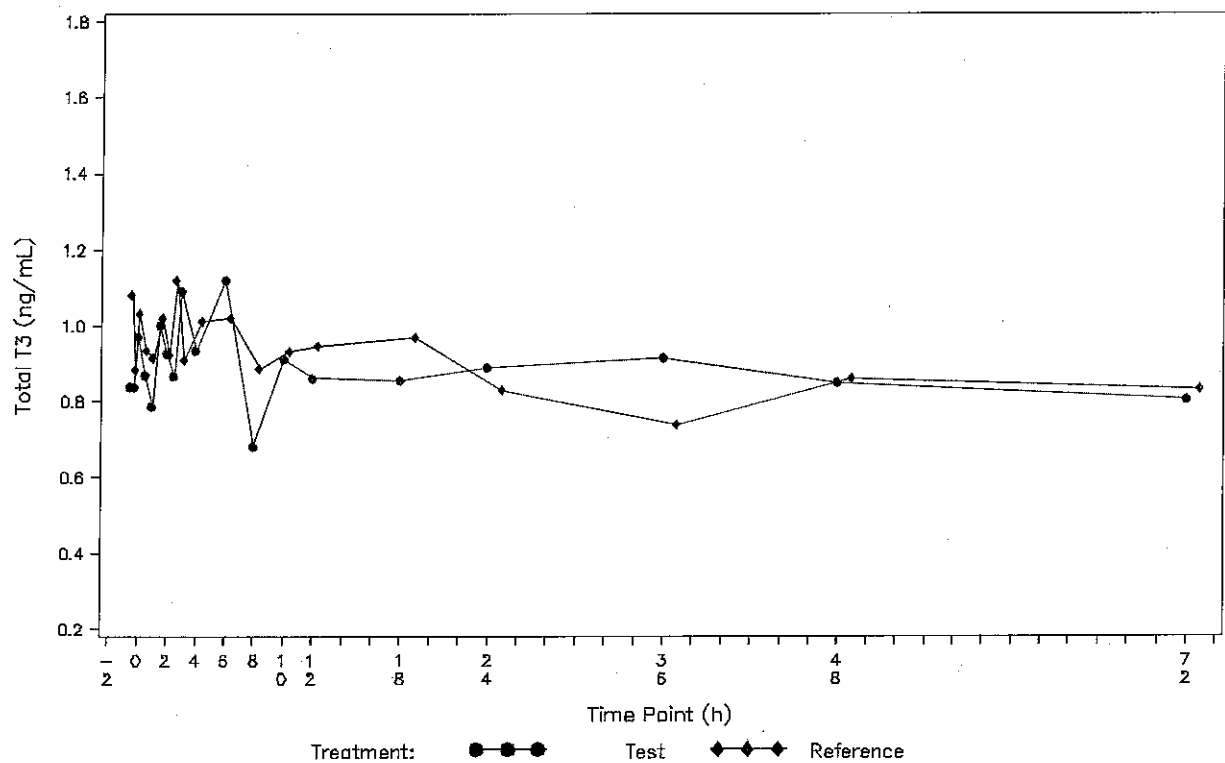
@:Subjects excluded from PK Population;  
Test: 600 µg (3\*200 µg tablets) levothyroxine new formulation.  
Reference: 600 µg (3\*200 µg tablets) levothyroxine old formulation.  
Source: Table 16.2.5.3

/project24/ep/blinded/e210899\_merc/stats/versioncontrol/primary/scripts/program/main/TFL programs/Figures/Figure  
15.4.2.11.sas



Figure 15.4.2.11 Concentration-Time Profiles: Individual Concentration versus Actual Time in Linear Scale (for Total T3 Values)  
(Safety Population)

Subject ID/Random Number:



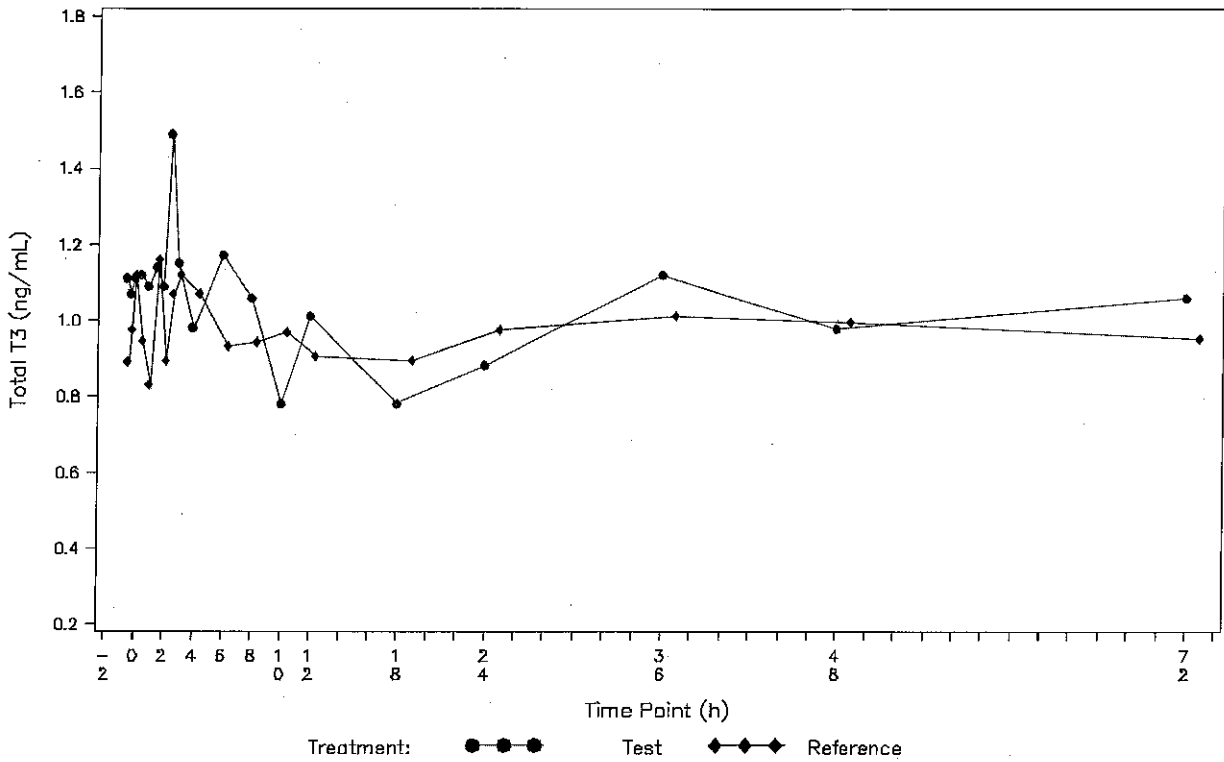
0: Subjects excluded from PK Population;  
Test: 600 µg (3\*200 µg tablets) levothyroxine new formulation.  
Reference: 600 µg (3\*200 µg tablets) levothyroxine old formulation.  
Source: Table 16.2.5.3

/project24/ep/blinded/e210899\_merc/stats/versioncontrol/primary/scripts/program/main/TFL programs/figures/figure  
15.4.2.11.sas



Figure 15.4.2.11 Concentration-Time Profiles: Individual Concentration versus Actual Time in Linear Scale (for Total T3 Values) (Safety Population)

Subject ID/Random Number:



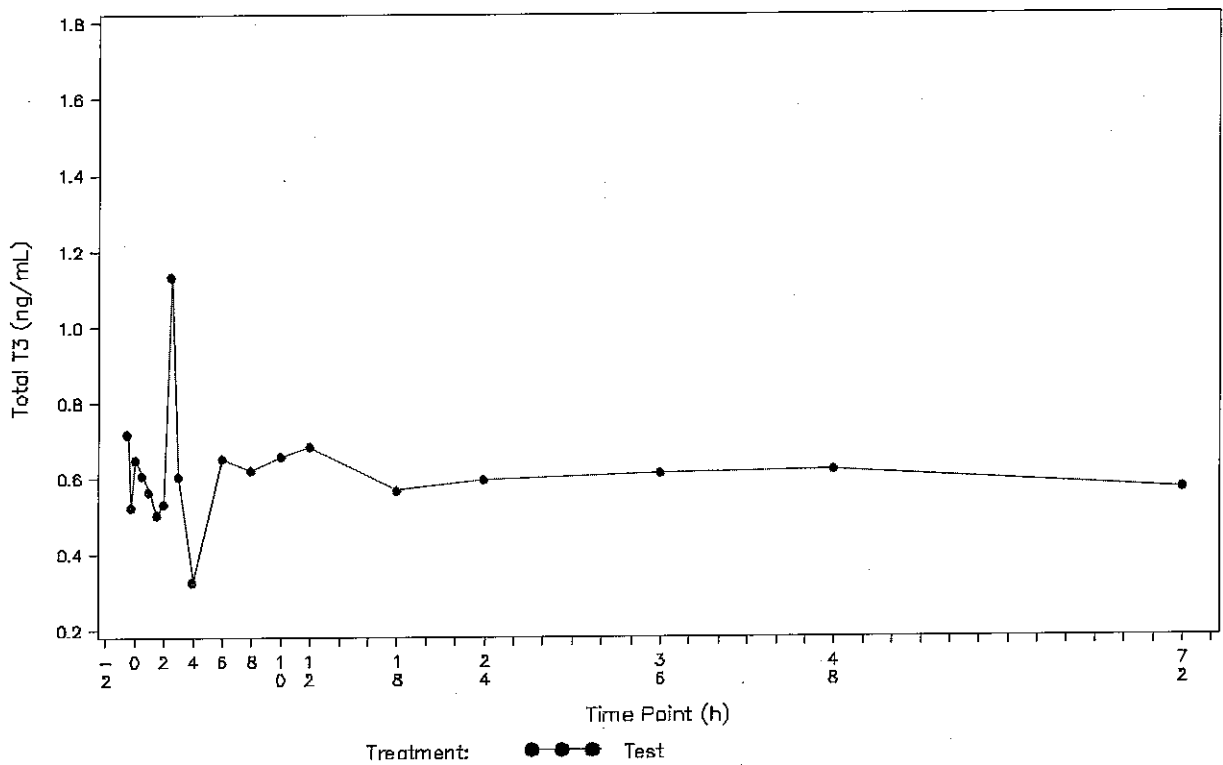
@:Subjects excluded from PK Population;  
Test: 600 µg (3\*200 µg tablets) levothyroxine new formulation.  
Reference: 600 µg (3\*200 µg tablets) levothyroxine old formulation.  
Source: Table 16.2.5.3

/project24/ep/blinded/e210899\_merc/stats/versioncontrol/primary/scripts/program/main/TFL programs/figures/figure  
15.4.2.11.sas



Figure 15.4.2.11 Concentration-Time Profiles: Individual Concentration versus Actual Time in Linear Scale (for Total T3 Values) (Safety Population)

Subject ID/Random Number:



@:Subjects excluded from PK Population;  
Test: 600 µg (3\*200 µg tablets) levothyroxine new formulation.  
Reference: 600 µg (3\*200 µg tablets) levothyroxine old formulation.  
Source: Table 16.2.5.3

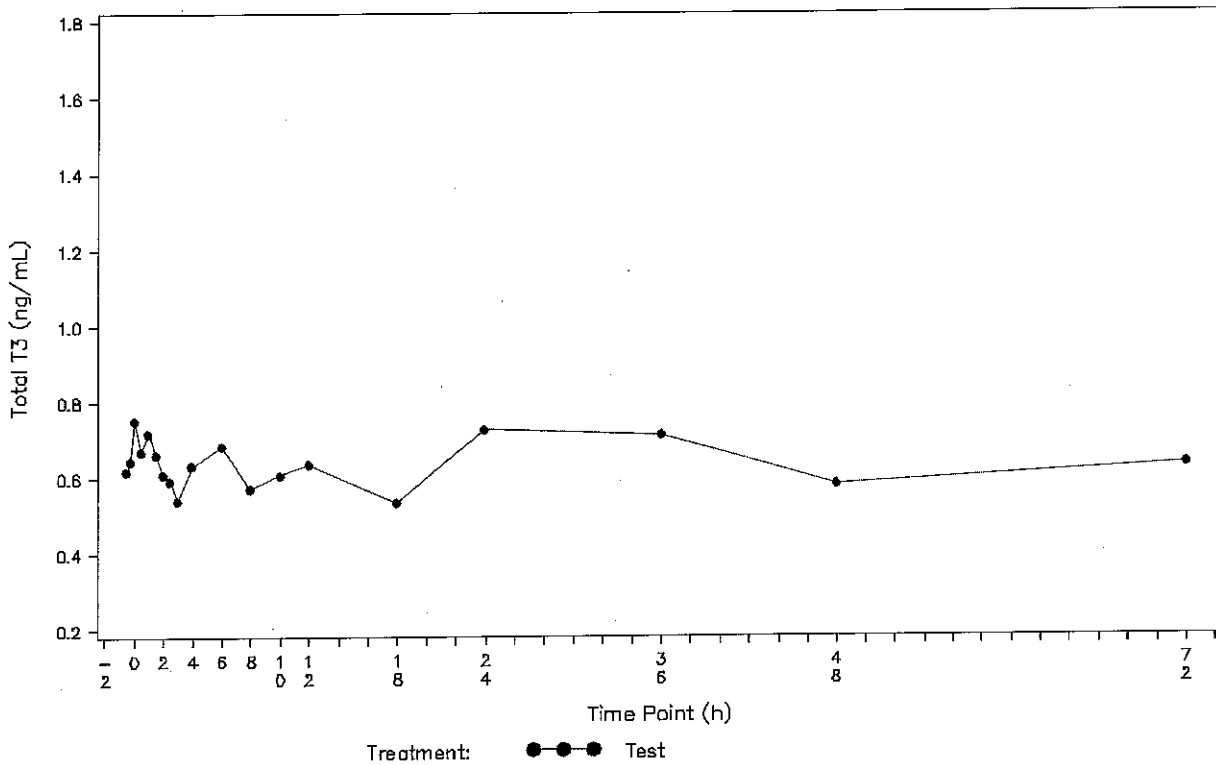
/project24/ep/blinded/e210899\_merc/stats/versioncontrol/primary/scripts/program/main/TFL programs/figures/figure  
15.4.2.11.sas





Figure 15.4.2.11 Concentration-Time Profiles: Individual Concentration versus Actual Time in Linear Scale (for Total T3 Values)  
(Safety Population)

Subject ID/Random Number:



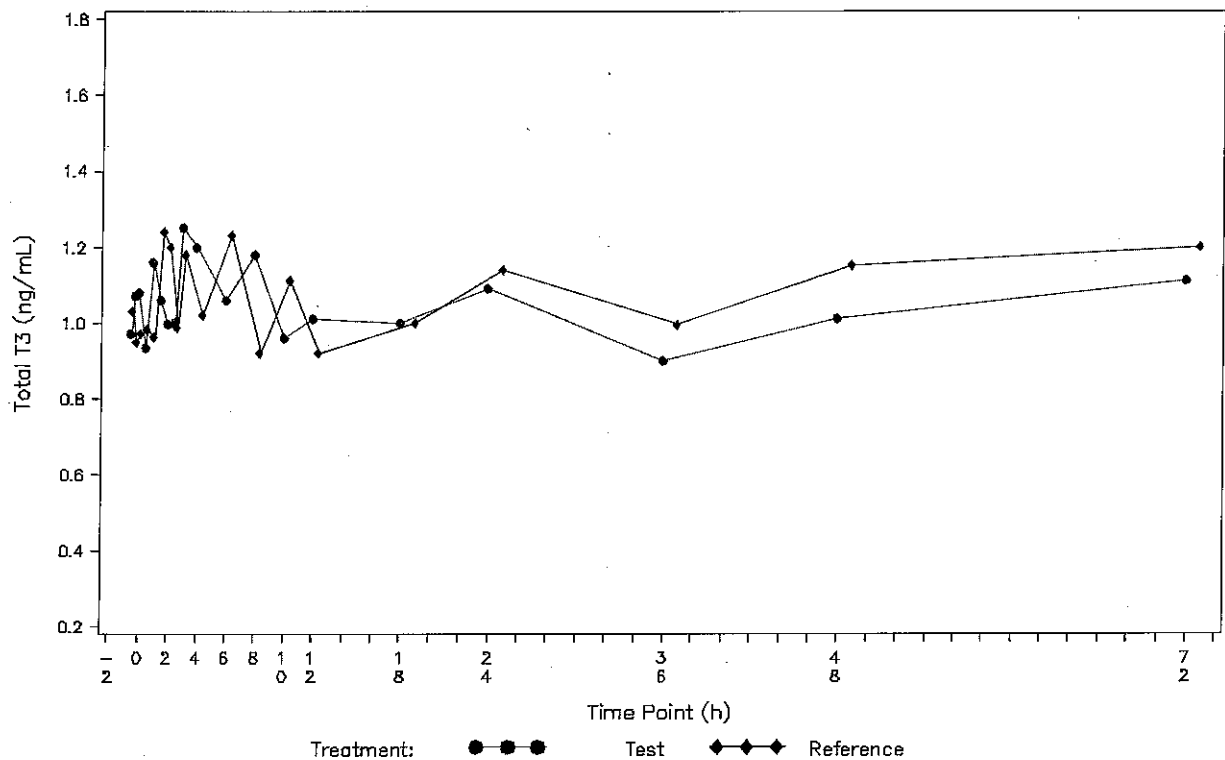
@:Subjects excluded from PK Population;  
Test: 600 µg (3\*200 µg tablets) levothyroxine new formulation.  
Reference: 600 µg (3\*200 µg tablets) levothyroxine old formulation.  
Source: Table 16.2.5.3

/project24/ep/blinded/e210899\_merc/stats/versioncontrol/primary/scripts/program/main/TFL programs/figures/figure  
15.4.2.11.sas



Figure 15.4.2.11 Concentration-Time Profiles: Individual Concentration versus Actual Time in Linear Scale (for Total T3 Values)  
(Safety Population)

Subject ID/Random Number: .



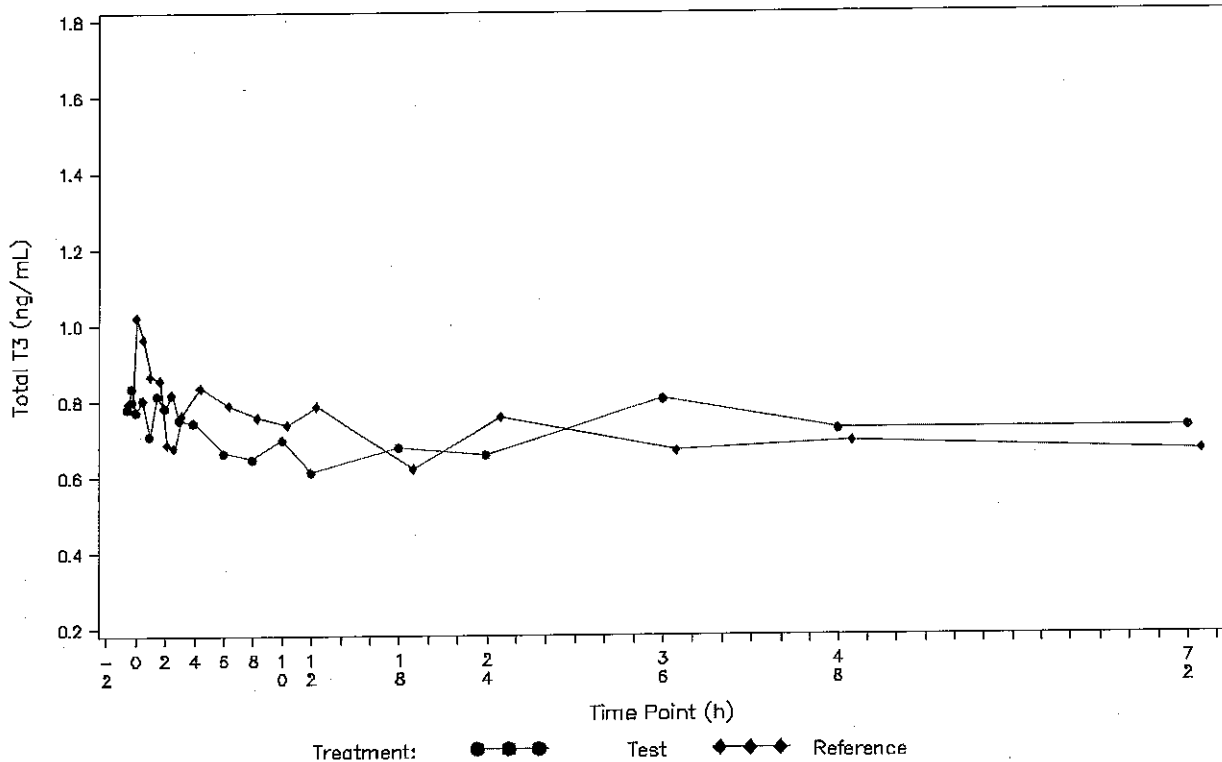
0: Subjects excluded from PK Population;  
Test: 600 µg (3\*200 µg tablets) levothyroxine new formulation.  
Reference: 600 µg (3\*200 µg tablets) levothyroxine old formulation.  
Source: Table 16.2.5.3

/project24/ep/blinded/e210899\_merc/stats/versioncontrol/primary/scripts/program/main/TFL programs/figures/figure  
15.4.2.11.sas



Merck Serono  
EMR 200125-001  
Figure 15.4.2.11 Concentration-Time Profiles: Individual Concentration versus Actual Time in Linear Scale (for Total T3 Values)  
(Safety Population)

Subject ID/Random Number:



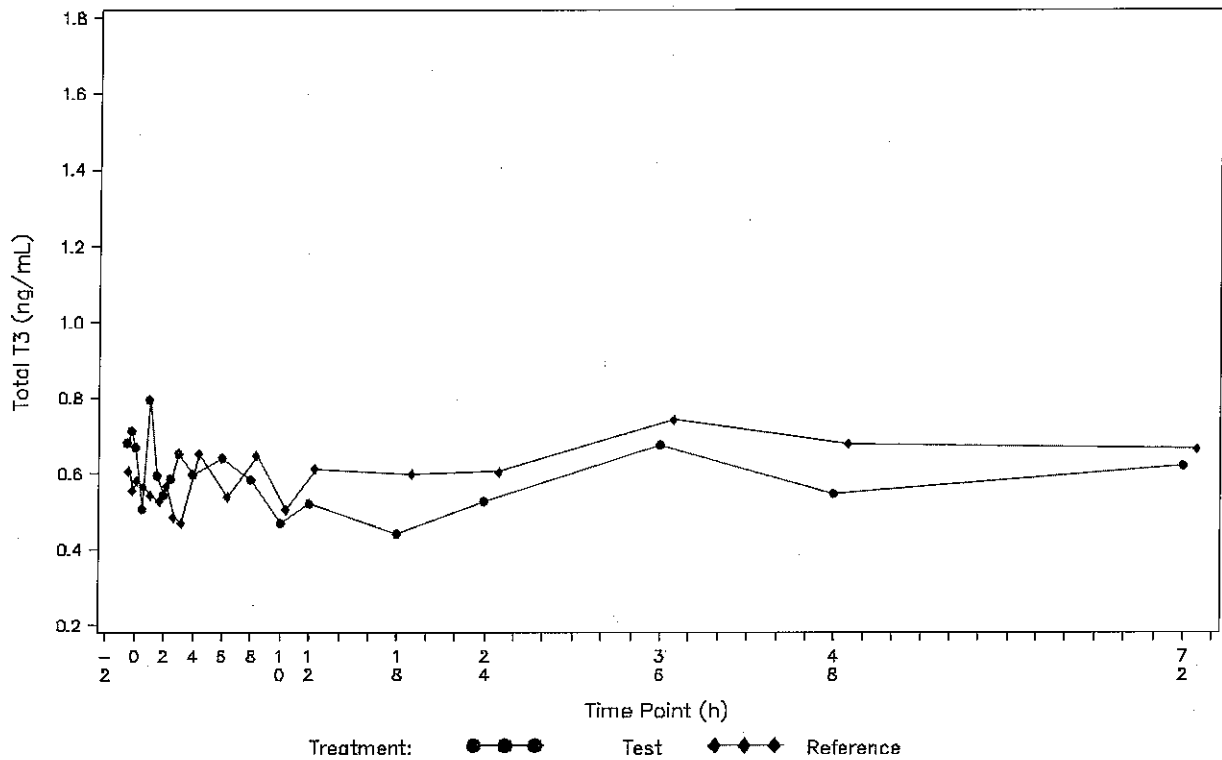
@:Subjects excluded from PK Population;  
Test: 600 µg (3\*200 µg tablets) levothyroxine new formulation.  
Reference: 600 µg (3\*200 µg tablets) levothyroxine old formulation.  
Source: Table 16.2.5.3

/project24/ep/blinded/e210899\_merc/stats/versioncontrol/primary/scripts/program/main/TFL programs/figures/figure  
15.4.2.11.sas



Figure 15.4.2.11 Concentration-Time Profiles: Individual Concentration versus Actual Time in Linear Scale (for Total T3 Values)  
(Safety Population)

Subject ID/Random Number:



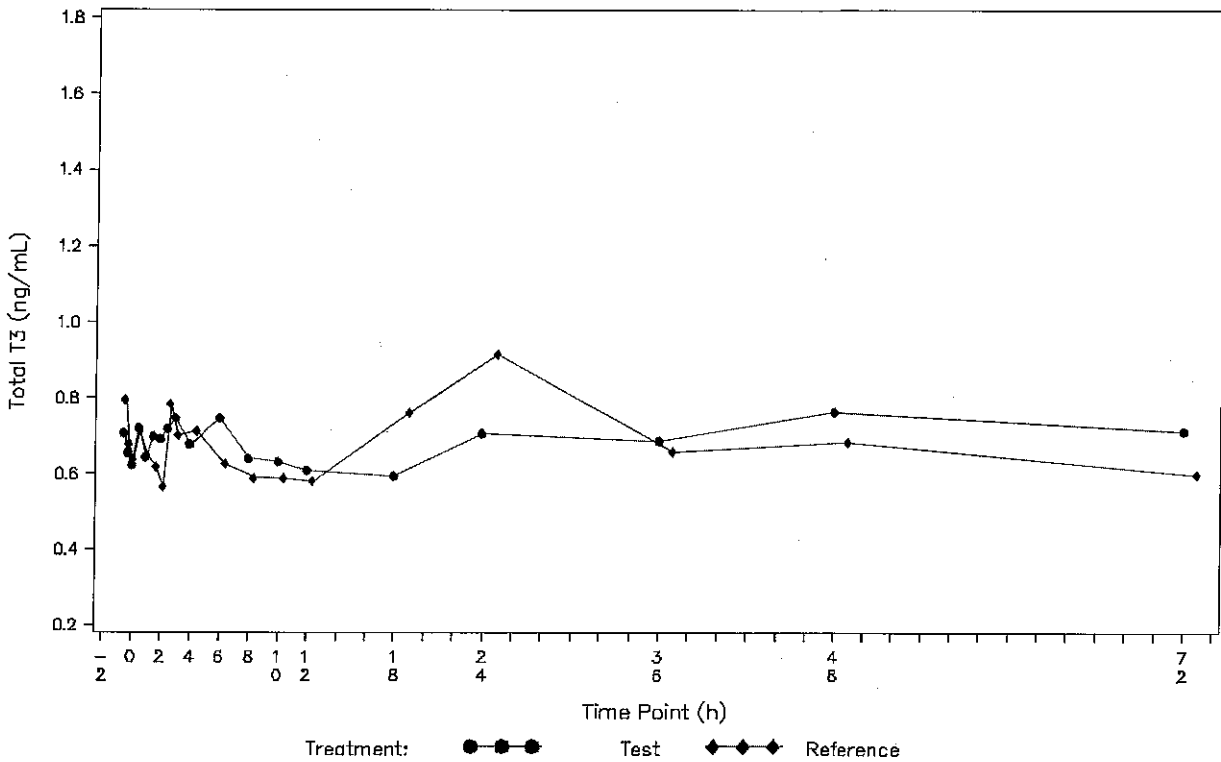
@:Subjects excluded from PK Population;  
Test: 600 µg (3\*200 µg tablets) levothyroxine new formulation.  
Reference: 600 µg (3\*200 µg tablets) levothyroxine old formulation.  
Source: Table 16.2.5.3

/project24/ep/blinded/e210899\_merc/stats/versioncontrol/primary/scripts/program/main/TFL programs/figures/figure  
15.4.2.11.sas



Merck Serono  
EMR 200125-001  
Figure 15.4.2.11 Concentration-Time Profiles: Individual Concentration versus Actual Time in Linear Scale (for Total T3 Values)  
(Safety Population)

Subject ID/Random Number:

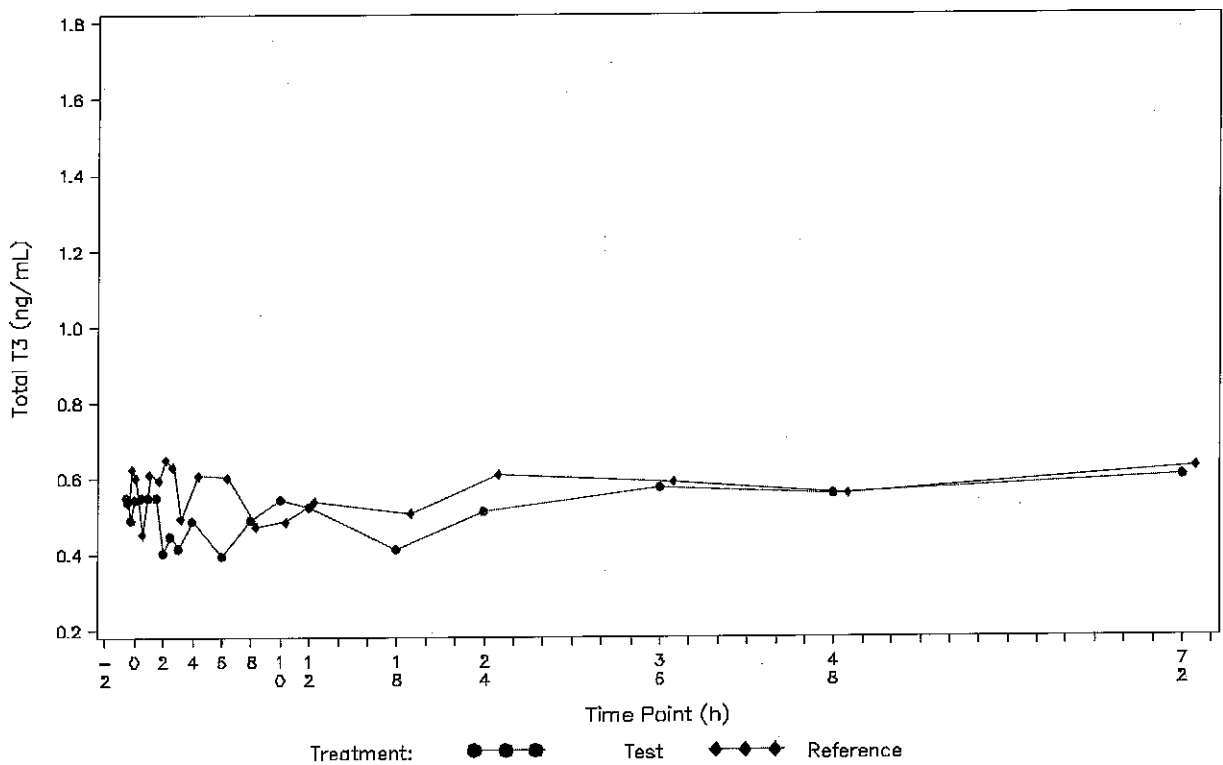


@:Subjects excluded from PK Population;  
Test: 600 µg (3\*200 µg tablets) levothyroxine new formulation.  
Reference: 600 µg (3\*200 µg tablets) levothyroxine old formulation.  
Source: Table 16.2.5.3

/project24/ep/blinded/e210899\_merc/stats/versioncontrol/primary/scripts/program/main/TFL programs/figures/figure  
15.4.2.11.sas

Figure 15.4.2.11 Concentration-Time Profiles: Individual Concentration versus Actual Time in Linear Scale (for Total T3 Values) (Safety Population)

Subject ID/Random Number:



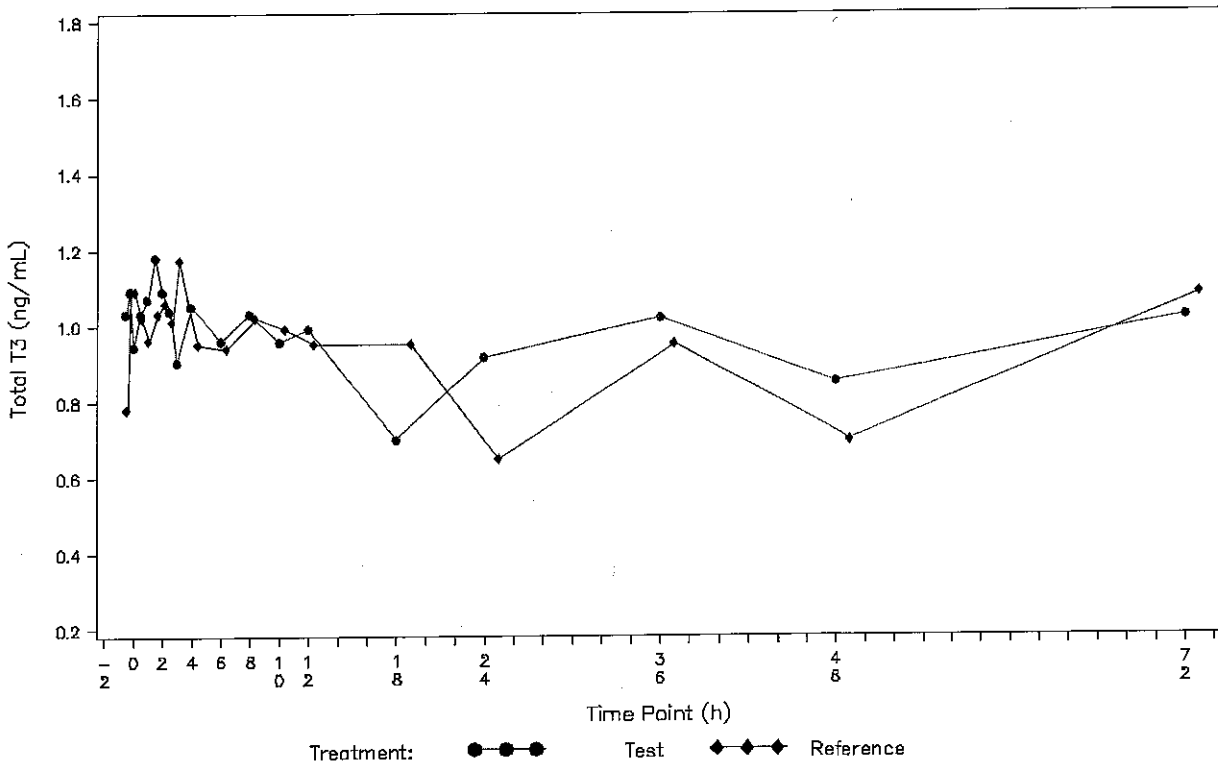
@:Subjects excluded from PK Population;  
Test: 600 µg (3\*200 µg tablets) levothyroxine new formulation.  
Reference: 600 µg (3\*200 µg tablets) levothyroxine old formulation.  
Source: Table 16.2.5.3

/project24/ep/blinded/e210899\_merc/stats/versioncontrol/primary/scripts/program/main/TFL programs/figures/figure  
15.4.2.11.sas



Merck Serono  
EMR 200125-001  
Figure 15.4.2.11 Concentration-Time Profiles: Individual Concentration versus Actual Time in Linear Scale (for Total T3 Values)  
(Safety Population)

Subject ID/Random Number:



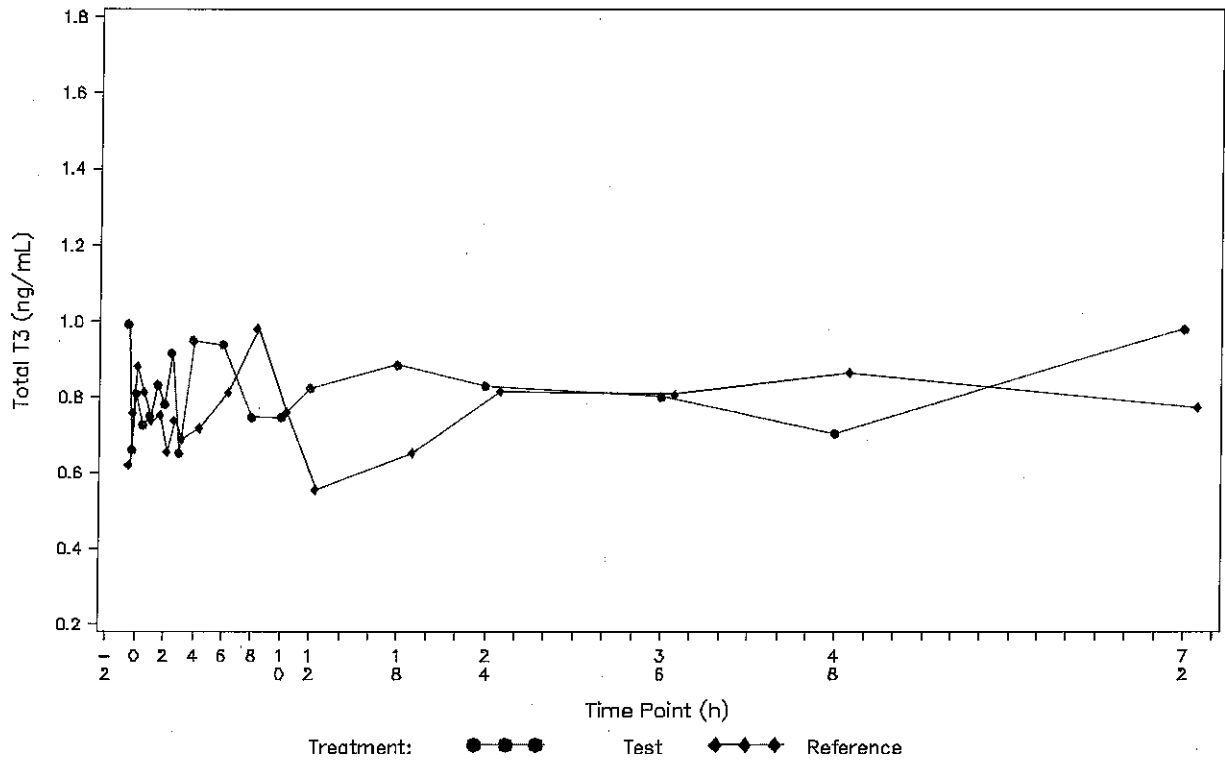
@:Subjects excluded from PK Population;  
Test: 600 µg (3\*200 µg tablets) levothyroxine new formulation.  
Reference: 600 µg (3\*200 µg tablets) levothyroxine old formulation.  
Source: Table 16.2.5.3

/project24/ep/blinded/e210899\_merc/stats/versioncontrol/primary/scripts/program/main/TFL programs/figures/figure  
15.4.2.11.sas



Figure 15.4.2.11 Concentration-Time Profiles: Individual Concentration versus Actual Time in Linear Scale (for Total T3 Values) (Safety Population)

Subject ID/Random Number:



@:Subjects excluded from PK Population;  
Test: 600 µg (3\*200 µg tablets) levothyroxine new formulation.  
Reference: 600 µg (3\*200 µg tablets) levothyroxine old formulation.  
Source: Table 16.2.5.3

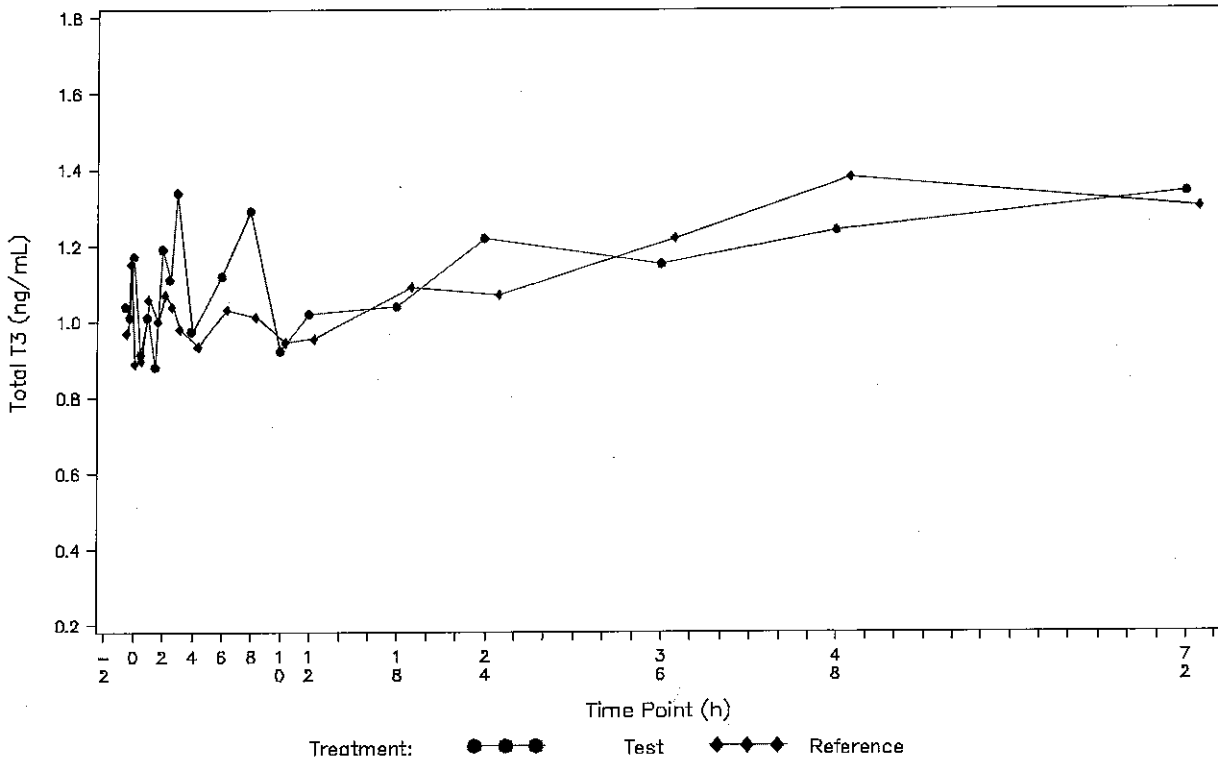
/project24/ep/blinded/e210899\_merc/stats/versioncontrol/primary/scripts/program/main/TFL programs/figures/figure  
15.4.2.11.sas





Merck Serono  
EMR 200125-001  
Figure 15.4.2.11 Concentration-Time Profiles: Individual Concentration versus Actual Time in Linear Scale (for Total T3 Values)  
(Safety Population)

Subject ID/Random Number: .



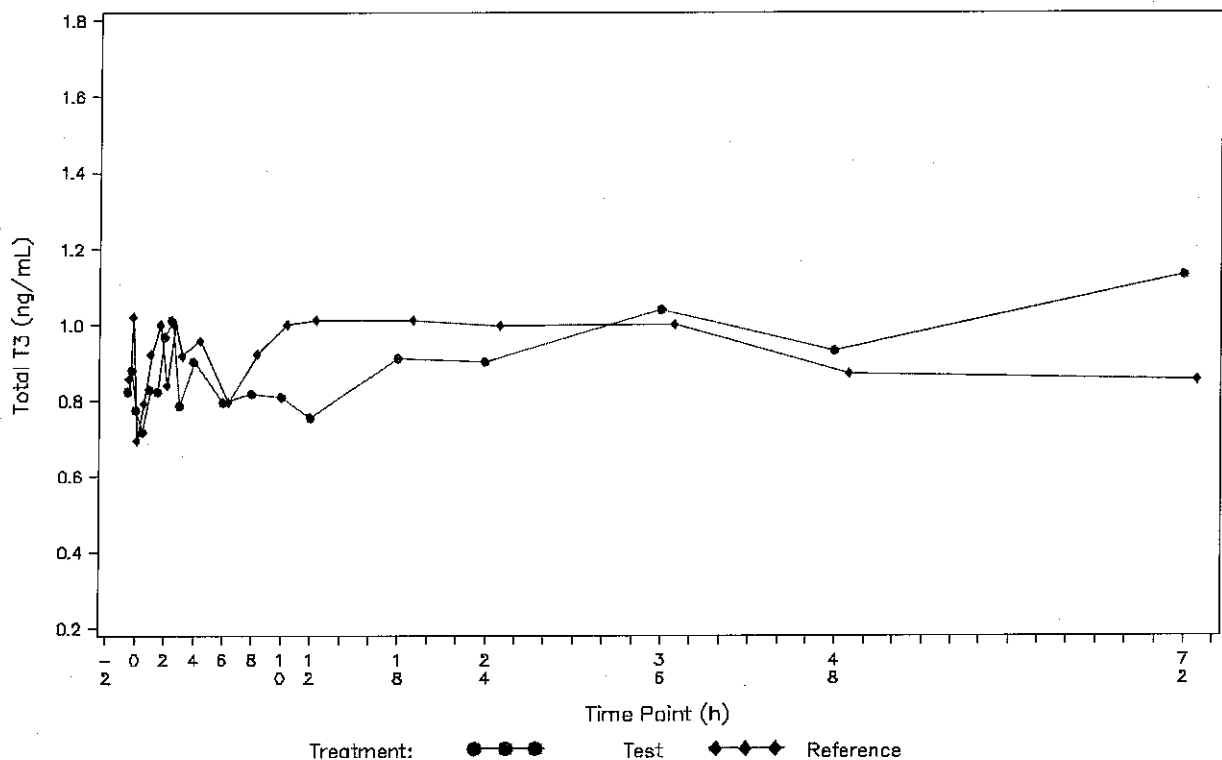
@:Subjects excluded from PK Population;  
Test: 600 µg (3\*200 µg tablets) levothyroxine new formulation.  
Reference: 600 µg (3\*200 µg tablets) levothyroxine old formulation.  
Source: Table 16.2.5.3

/project24/ep/blinded/e210899\_merc/stats/versioncontrol/primary/scripts/program/main/TFL programs/figures/figure  
15.4.2.11.sas



Figure 15.4.2.11 Concentration-Time Profiles: Individual Concentration versus Actual Time in Linear Scale (for Total T3 Values)  
(Safety Population)

Subject ID/Random Number:



0: Subjects excluded from PK Population;  
Test: 600 µg (3\*200 µg tablets) levothyroxine new formulation.  
Reference: 600 µg (3\*200 µg tablets) levothyroxine old formulation.  
Source: Table 16.2.5.3

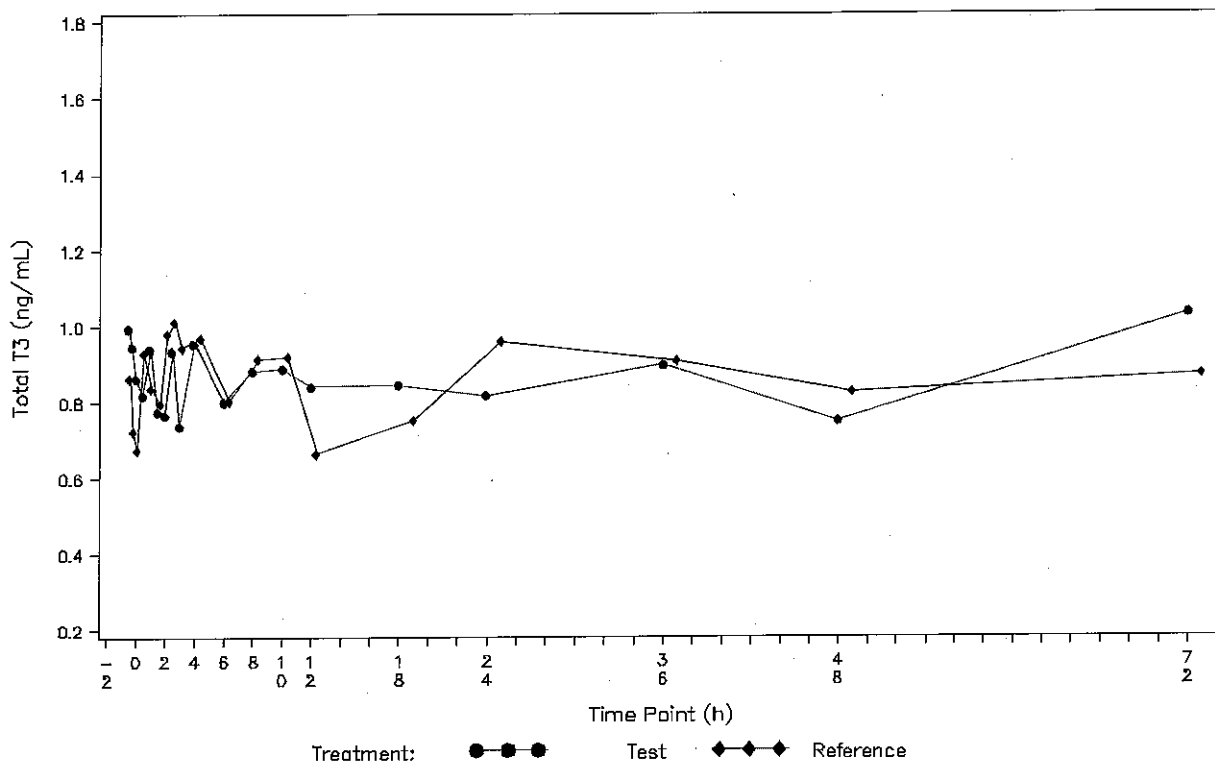
/project24/ep/blinded/e210899\_merc/stats/versioncontrol/primary/scripts/program/main/TFL programs/figures/figure  
15.4.2.11.sas



Merck Serono  
EMR 200125-001

Figure 15.4.2.11 Concentration-Time Profiles: Individual Concentration versus Actual Time in Linear Scale (for Total T3 Values)  
(Safety Population)

Subject ID/Random Number:



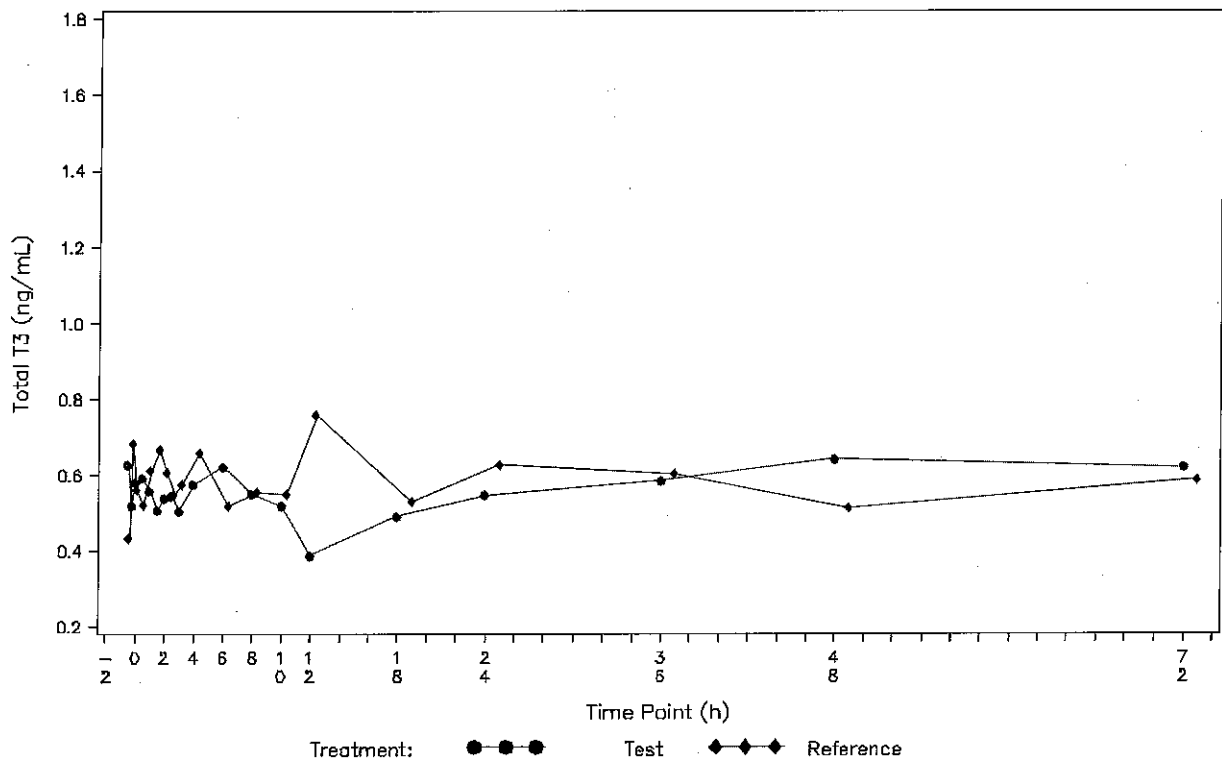
@:Subjects excluded from PK Population;  
 Test: 600 µg (3\*200 µg tablets) levothyroxine new formulation.  
 Reference: 600 µg (3\*200 µg tablets) levothyroxine old formulation.  
 Source: Table 16.2.5.3

/project24/ep/blinded/e210899\_merc/stats/versioncontrol/primary/scripts/program/main/TFL programs/figures/figure  
 15.4.2.11.sas



Figure 15.4.2.11 Concentration-Time Profiles: Individual Concentration versus Actual Time in Linear Scale (for Total T3 Values) (Safety Population)

Subject ID/Random Number:



0: Subjects excluded from PK Population;  
Test: 600 µg (3\*200 µg tablets) levothyroxine new formulation.  
Reference: 600 µg (3\*200 µg tablets) levothyroxine old formulation.  
Source: Table 16.2.5.3

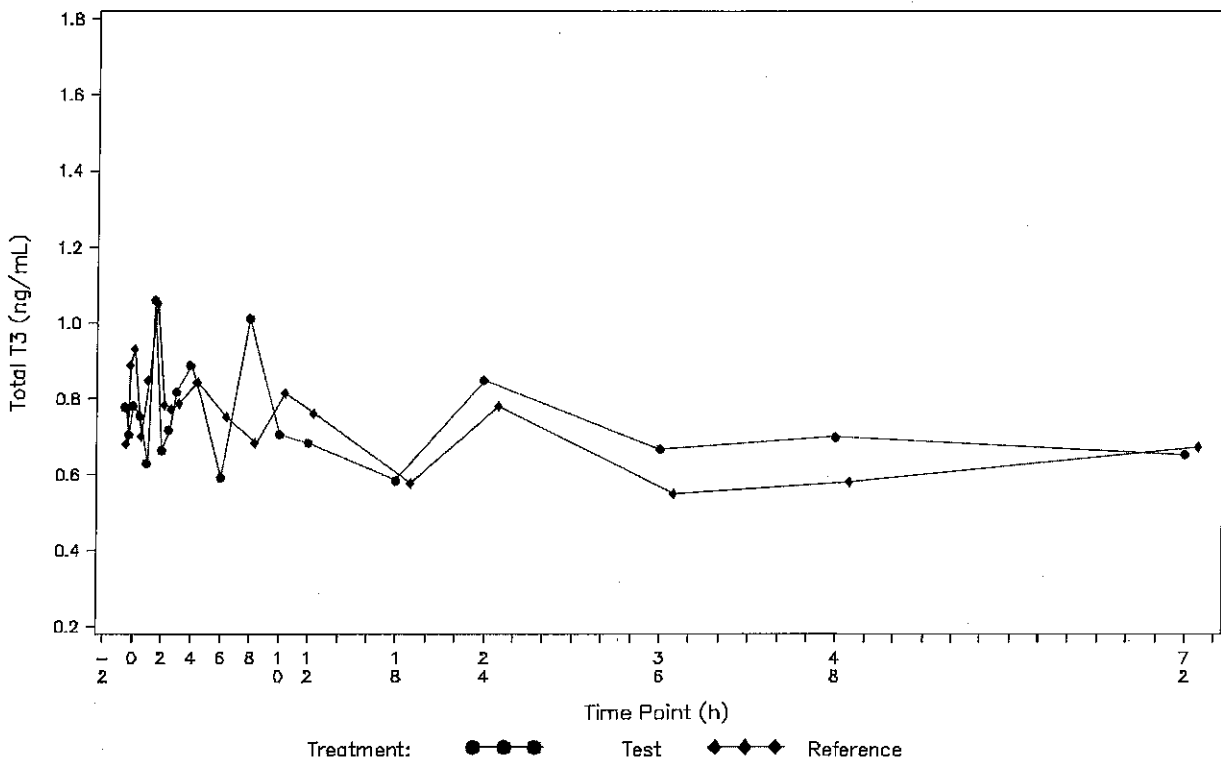
/project24/ep/blinded/e210899\_merc/stats/versioncontrol/primary/scripts/program/main/TFL programs/figures/figure  
15.4.2.11.sas



Merck Serono  
EMR 200125-001

Figure 15.4.2.11 Concentration-Time Profiles: Individual Concentration versus Actual Time in Linear Scale (for Total T3 Values)  
(Safety Population)

Subject ID/Random Number:



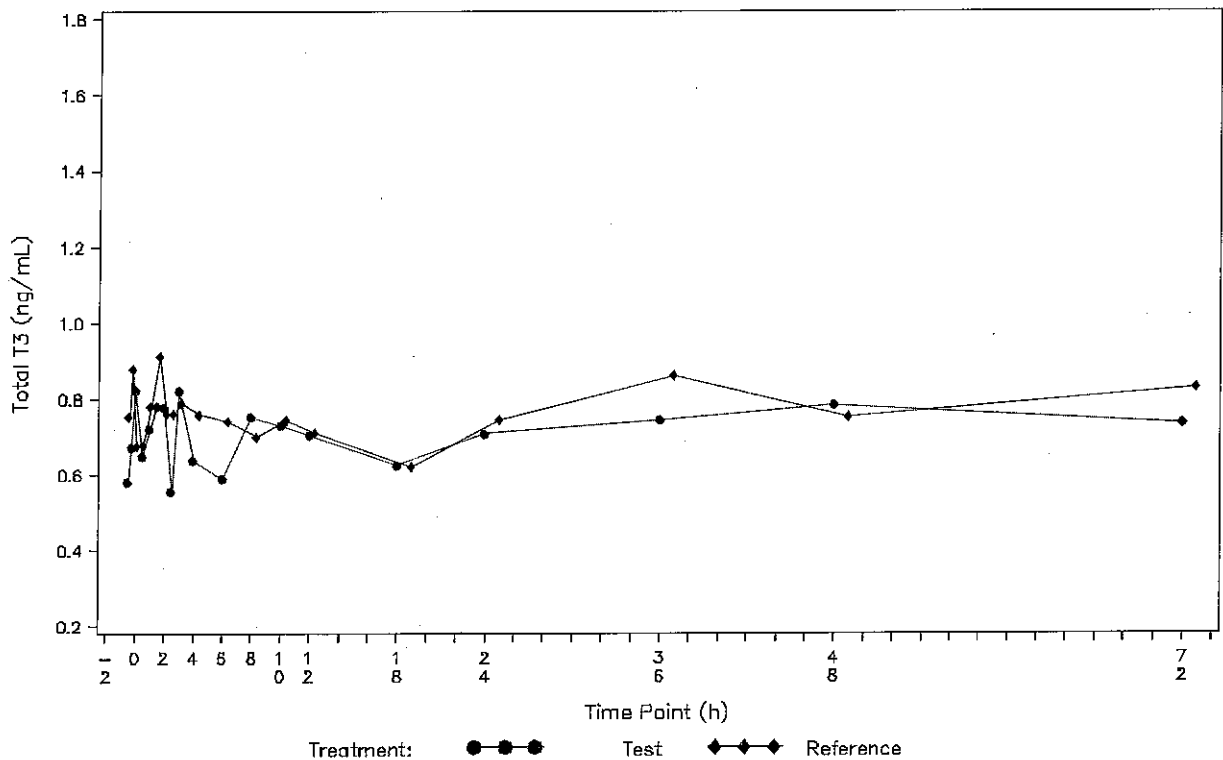
@:Subjects excluded from PK Population;  
Test: 600 µg (3\*200 µg tablets) levothyroxine new formulation.  
Reference: 600 µg (3\*200 µg tablets) levothyroxine old formulation.  
Source: Table 16.2.5.3

/project24/ep/blinded/e210899\_merc/stats/versioncontrol/primary/scripts/program/main/TFL programs/figures/figure  
15.4.2.11.sas



Figure 15.4.2.11 Concentration-Time Profiles: Individual Concentration versus Actual Time in Linear Scale (for Total T3 Values) (Safety Population)

Subject ID/Random Number: :



@:Subjects excluded from PK Population;  
Test: 600 µg (3\*200 µg tablets) levothyroxine new formulation.  
Reference: 600 µg (3\*200 µg tablets) levothyroxine old formulation.  
Source: Table 16.2.5.3

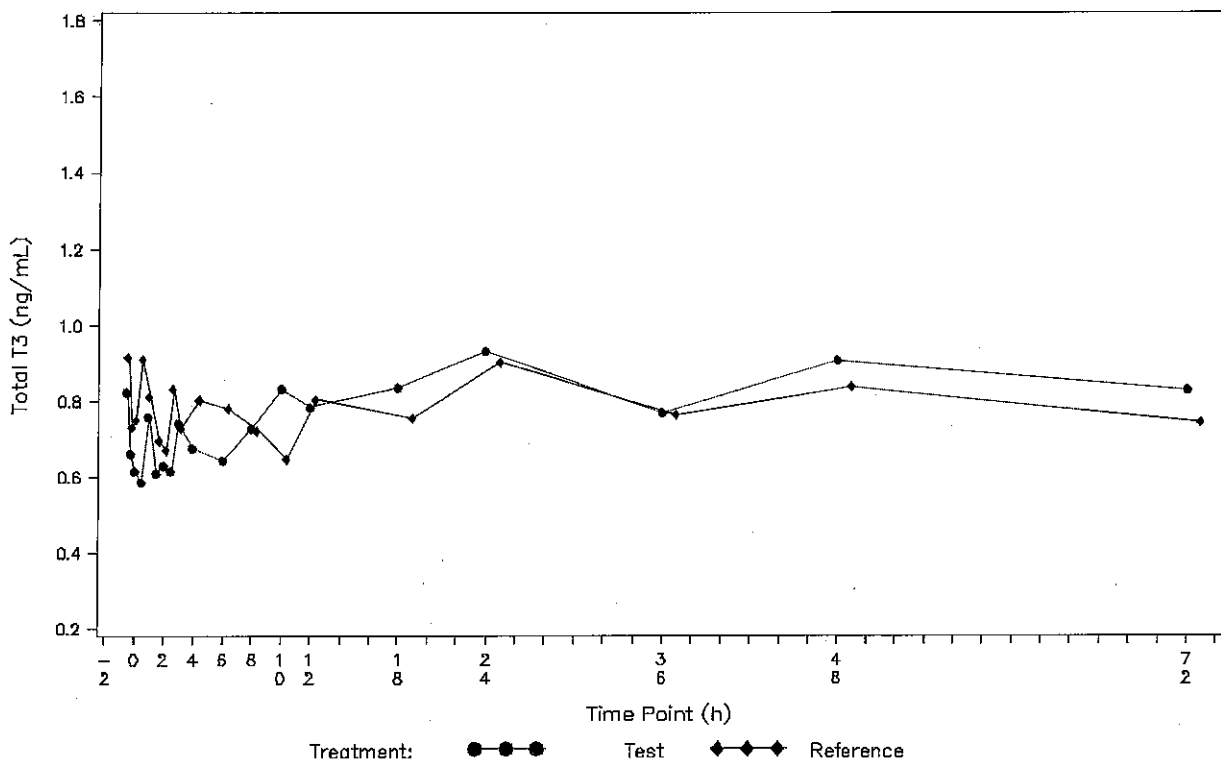
/project24/ep/blinded/e210899\_merc/stats/versioncontrol/primary/scripts/program/main/TFL programs/figures/figure  
15.4.2.11.sas



Merck Serono  
EMR 200125-001

Figure 15.4.2.11 Concentration-Time Profiles: Individual Concentration versus Actual Time in Linear Scale (for Total T3 Values)  
(Safety Population)

Subject ID/Random Number: :



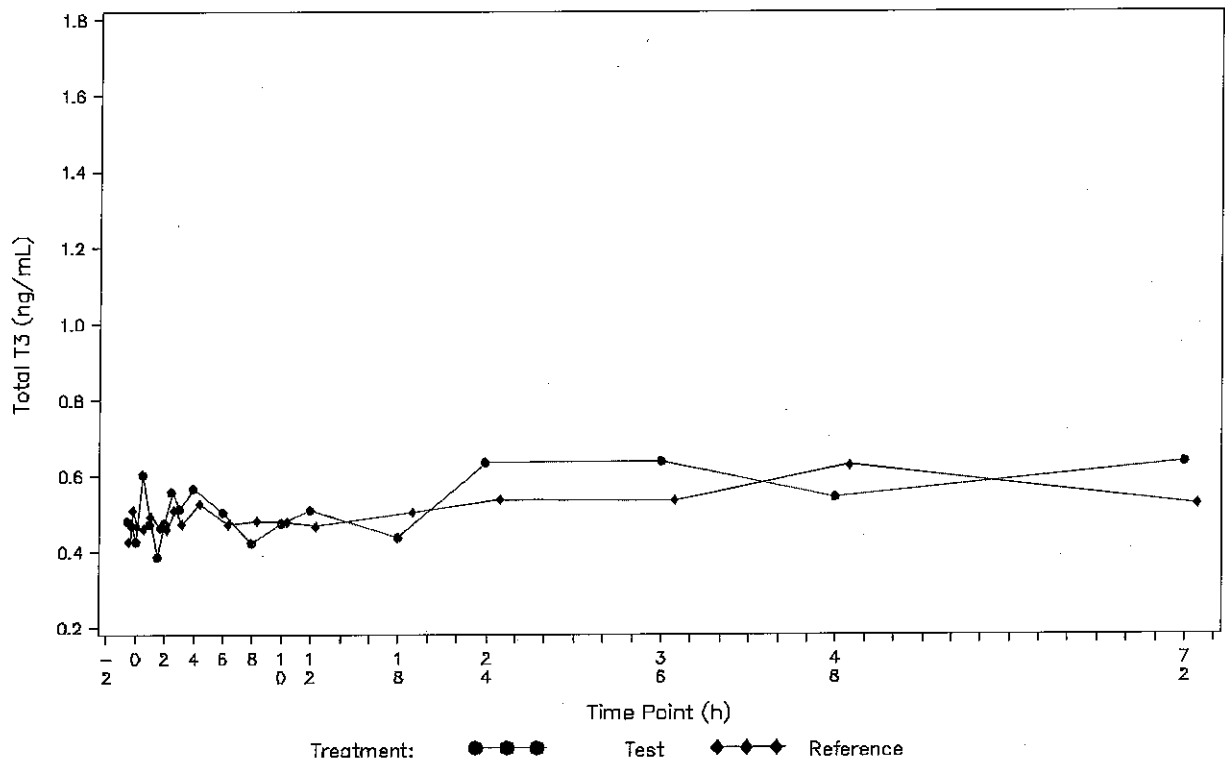
@:Subjects excluded from PK Population;  
Test: 600 µg (3\*200 µg tablets) levothyroxine new formulation.  
Reference: 600 µg (3\*200 µg tablets) levothyroxine old formulation.  
Source: Table 16.2.5.3

/project24/ep/blinded/e210899\_merc/stats/versioncontrol/primary/scripts/program/main/TFL programs/figures/figure  
15.4.2.11.sas



Figure 15.4.2.11 Concentration-Time Profiles: Individual Concentration versus Actual Time in Linear Scale (for Total T3 Values)  
(Safety Population)

Subject ID/Random Number: .



@:Subjects excluded from PK Population;  
Test: 600 µg (3\*200 µg tablets) levothyroxine new formulation.  
Reference: 600 µg (3\*200 µg tablets) levothyroxine old formulation.  
Source: Table 16.2.5.3

/project24/ep/blinded/e210899\_merc/stats/versioncontrol/primary/scripts/program/main/TFL programs/figures/figure  
15.4.2.11.sas

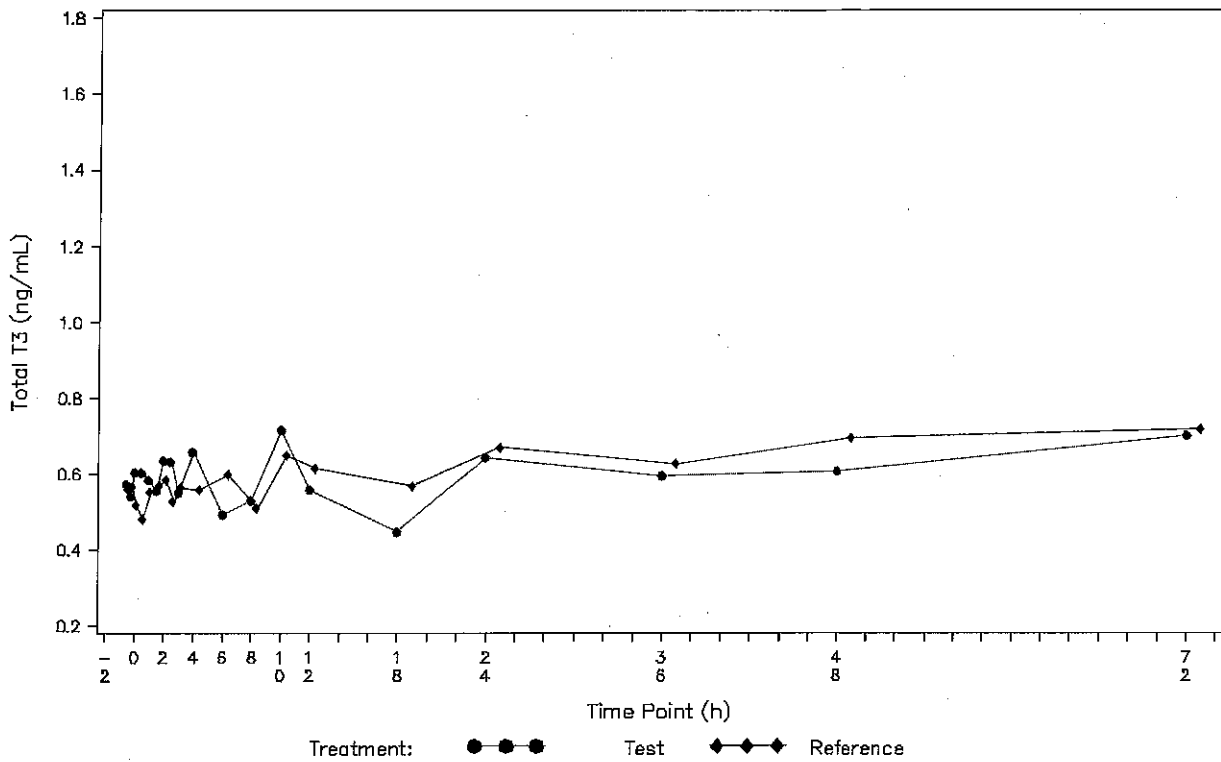




Merck Serono  
EMR 200125-001

Figure 15.4.2.11 Concentration-Time Profiles: Individual Concentration versus Actual Time in Linear Scale (for Total T3 Values)  
(Safety Population)

Subject ID/Random Number: :



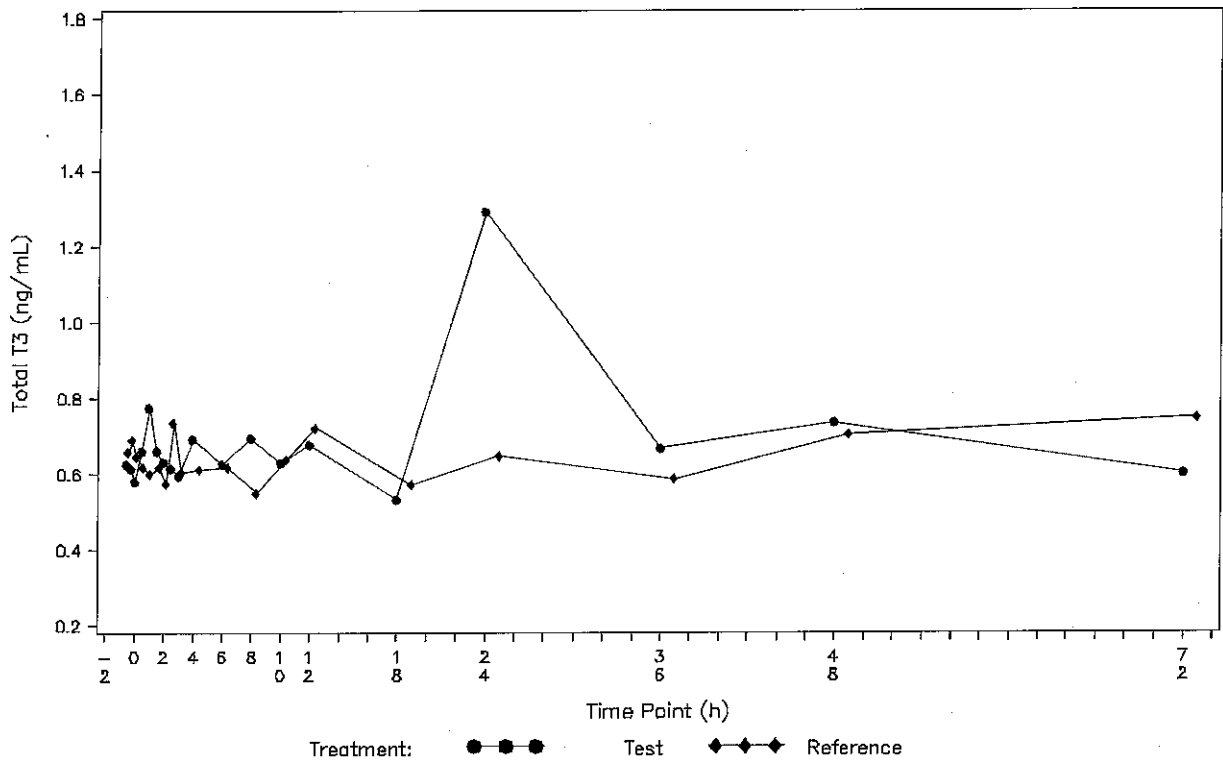
@: Subjects excluded from PK Population;  
Test: 600 µg (3\*200 µg tablets) levothyroxine new formulation.  
Reference: 600 µg (3\*200 µg tablets) levothyroxine old formulation.  
Source: Table 16.2.5.3

/project24/ep/blinded/e210899\_merc/stats/versioncontrol/primary/scripts/program/main/TFL programs/figures/figure  
15:4.2.11.sas



Figure 15.4.2.11 Concentration-Time Profiles: Individual Concentration versus Actual Time in Linear Scale (for Total T3 Values) (Safety Population)

Subject ID/Random Number: 1



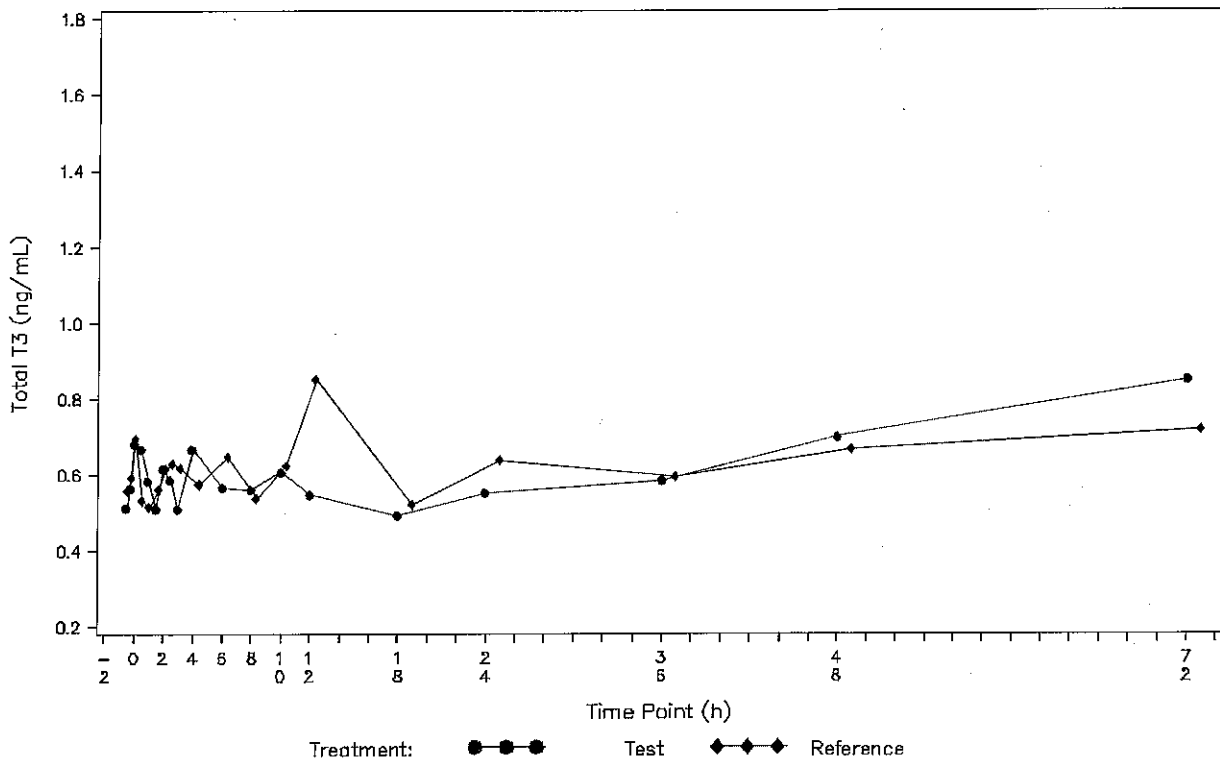
@:Subjects excluded from PK Population;  
Test: 600 µg (3\*200 µg tablets) levothyroxine new formulation.  
Reference: 600 µg (3\*200 µg tablets) levothyroxine old formulation.  
Source: Table 16.2.5.3

/project24/ep/blinded/e210899\_merc/stats/versioncontrol/primary/scripts/program/main/TFL programs/figures/figure  
15.4.2.11.sas

Merck Serono  
EMR 200125-001

Figure 15.4.2.11 Concentration-Time Profiles: Individual Concentration versus Actual Time in Linear Scale (for Total T3 Values) (Safety Population)

Subject ID/Random Number:

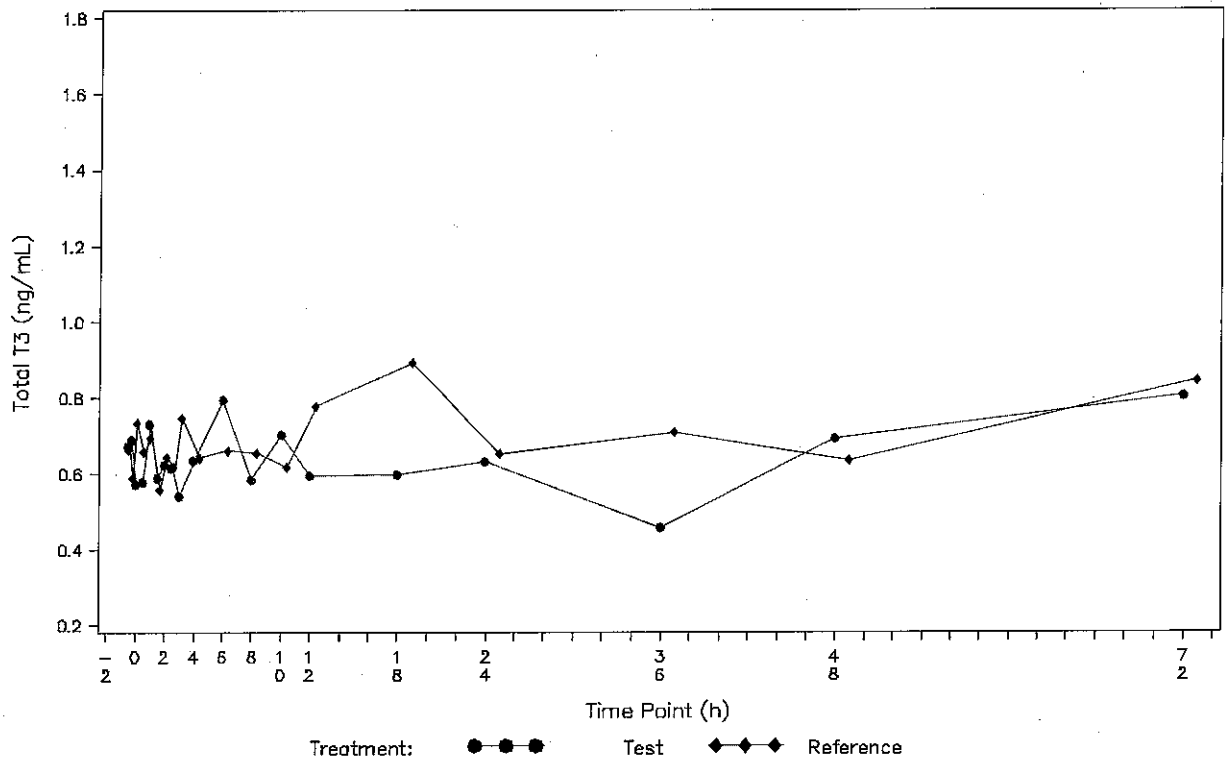


@:Subjects excluded from PK Population;  
Test: 600 µg (3\*200 µg tablets) levothyroxine new formulation.  
Reference: 600 µg (3\*200 µg tablets) levothyroxine old formulation.  
Source: Table 16.2.5.3

/project24/ep/blinded/e210899\_merc/stats/versioncontrol/primary/scripts/program/main/TFL programs/figures/figure  
15.4.2.11.sas

Figure 15.4.2.11 Concentration-Time Profiles: Individual Concentration versus Actual Time in Linear Scale (for Total T3 Values)  
(Safety Population)

Subject ID/Random Number:

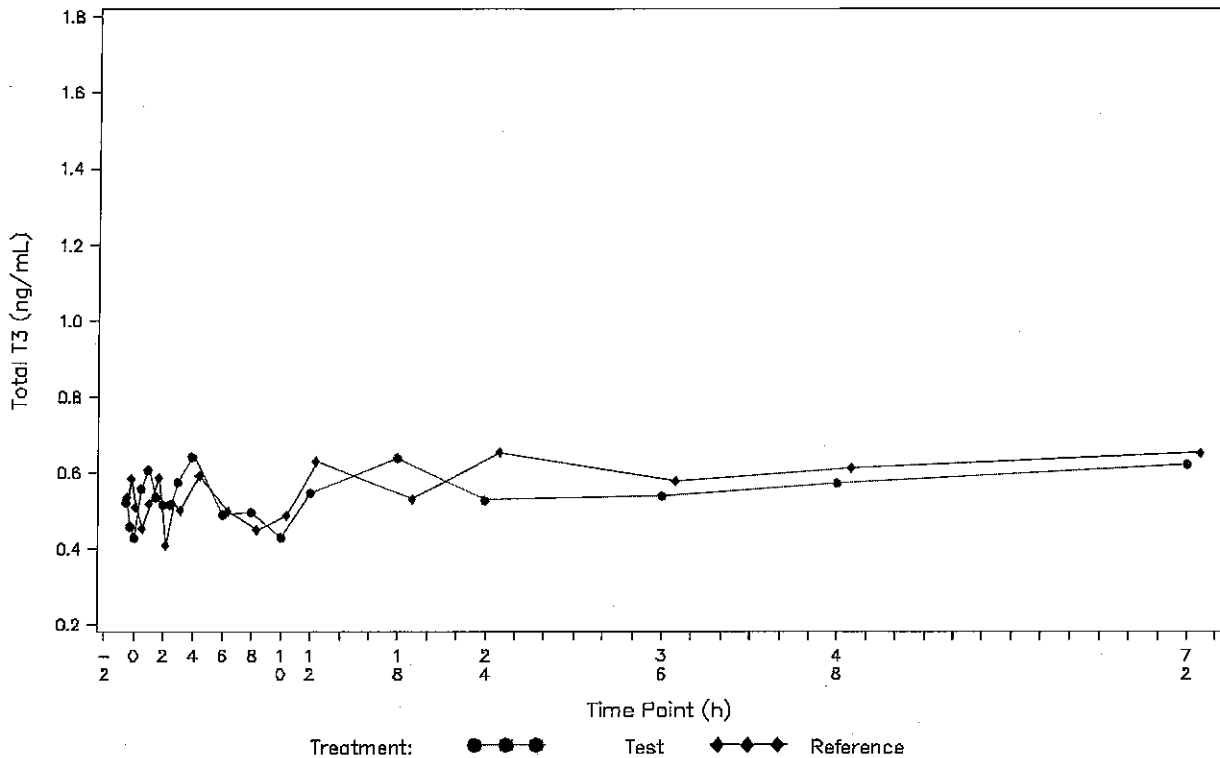


@:Subjects excluded from PK Population;  
Test: 600 µg (3\*200 µg tablets) levothyroxine new formulation.  
Reference: 600 µg (3\*200 µg tablets) levothyroxine old formulation.  
Source: Table 16.2.5.3

/project24/ep/blinded/e210899\_merc/stats/versioncontrol/primary/scripts/program/main/TFL programs/figures/figure  
15.4.2.11.sas

Figure 15.4.2.11 Concentration-Time Profiles: Individual Concentration versus Actual Time in Linear Scale (for Total T3 Values)  
(Safety Population)

Subject ID/Random Number: 1



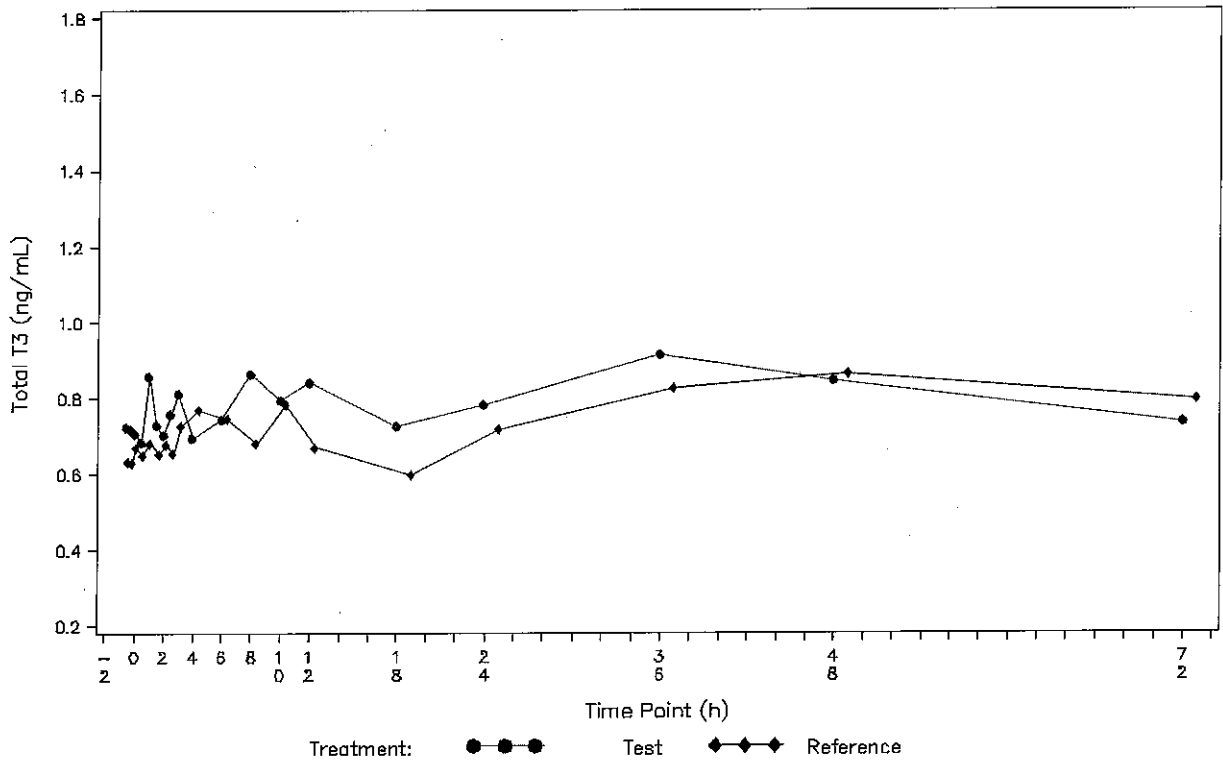
@:Subjects excluded from PK Population;  
Test: 600 µg (3\*200 µg tablets) levothyroxine new formulation.  
Reference: 600 µg (3\*200 µg tablets) levothyroxine old formulation.  
Source: Table 16.2.5.3

/project24/ep/blinded/e210899\_merc/stats/versioncontrol/primary/scripts/program/main/TFL programs/figures/figure  
15.4.2.11.sas



Figure 15.4.2.11 Concentration-Time Profiles: Individual Concentration versus Actual Time in Linear Scale (for Total T3 Values)  
(Safety Population)

Subject ID/Random Number: :



@:Subjects excluded from PK Population;  
Test: 600 µg (3\*200 µg tablets) levothyroxine new formulation.  
Reference: 600 µg (3\*200 µg tablets) levothyroxine old formulation.  
Source: Table 16.2.5.3

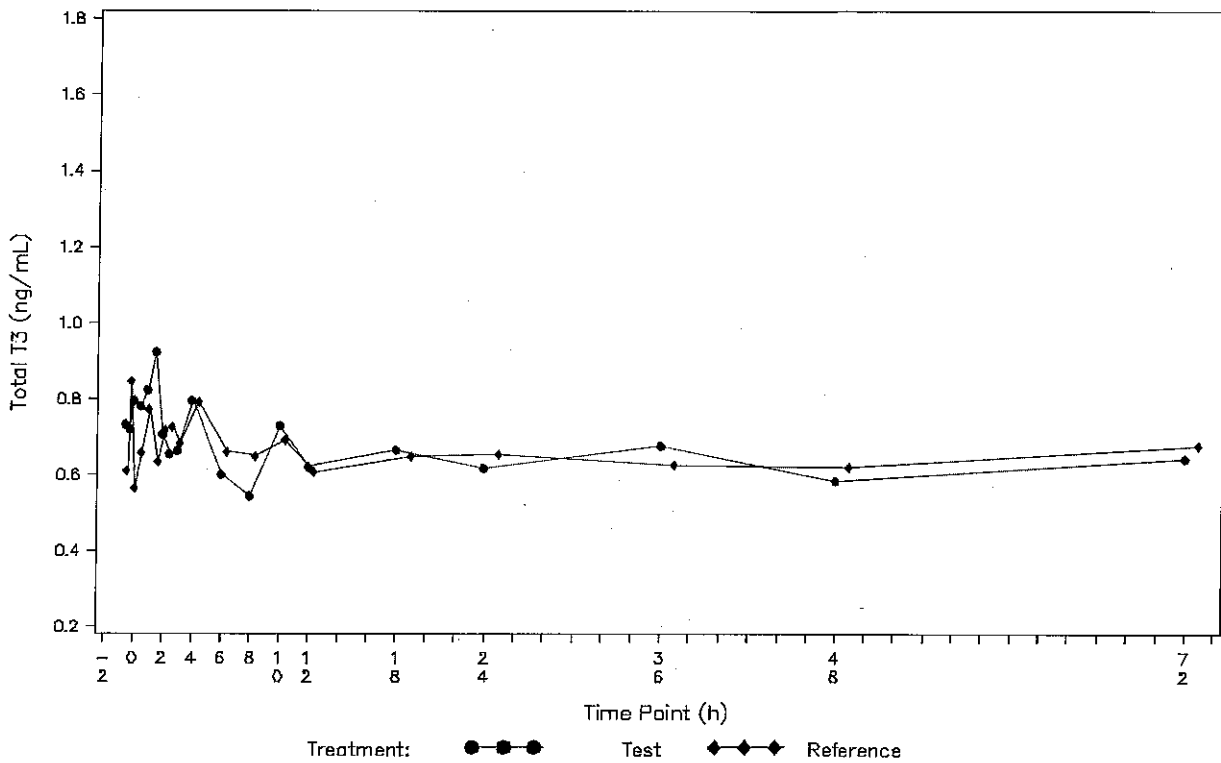
/project24/ep/blinded/e210899\_merc/stats/versioncontrol/primary/scripts/program/main/TFL programs/figures/figure  
15.4.2.11.sas



Merck Serono  
EMR 200125-001

Figure 15.4.2.11 Concentration-Time Profiles: Individual Concentration versus Actual Time in Linear Scale (for Total T3 Values)  
(Safety Population)

Subject ID/Random Number:



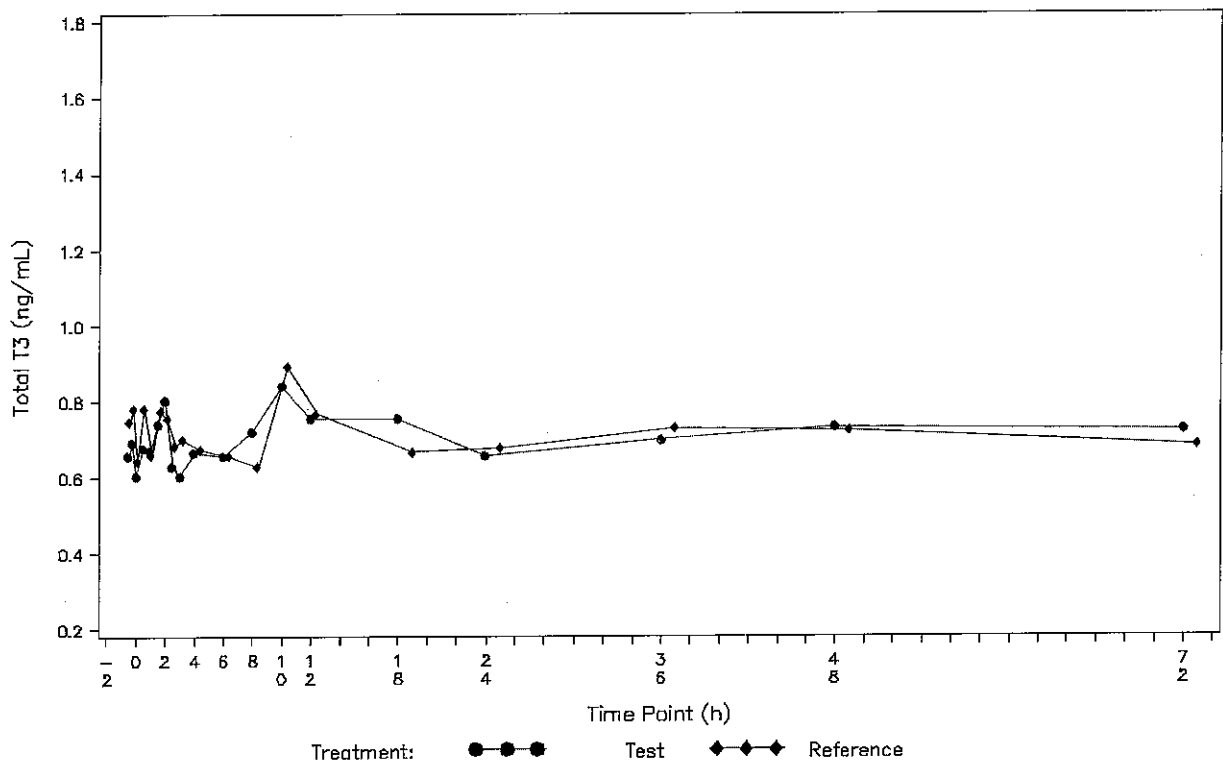
@:Subjects excluded from PK Population;  
Test: 600 µg (3\*200 µg tablets) levothyroxine new formulation.  
Reference: 600 µg (3\*200 µg tablets) levothyroxine old formulation.  
Source: Table 16.2.5.3

/project24/ep/blinded/e210899\_merc/stats/versioncontrol/primary/scripts/program/main/TFL programs/figures/figure  
15.4.2.11.sas



Figure 15.4.2.11 Concentration-Time Profiles: Individual Concentration versus Actual Time in Linear Scale (for Total T3 Values)  
(Safety Population)

Subject ID/Random Number: 1



@:Subjects excluded from PK Population;  
Test: 600 µg (3\*200 µg tablets) levothyroxine new formulation.  
Reference: 600 µg (3\*200 µg tablets) levothyroxine old formulation.  
Source: Table 16.2.5.3

/project24/ep/blinded/e210899\_merc/stats/versioncontrol/primary/scripts/program/main/TFL programs/figures/figure  
15.4.2.11.sas

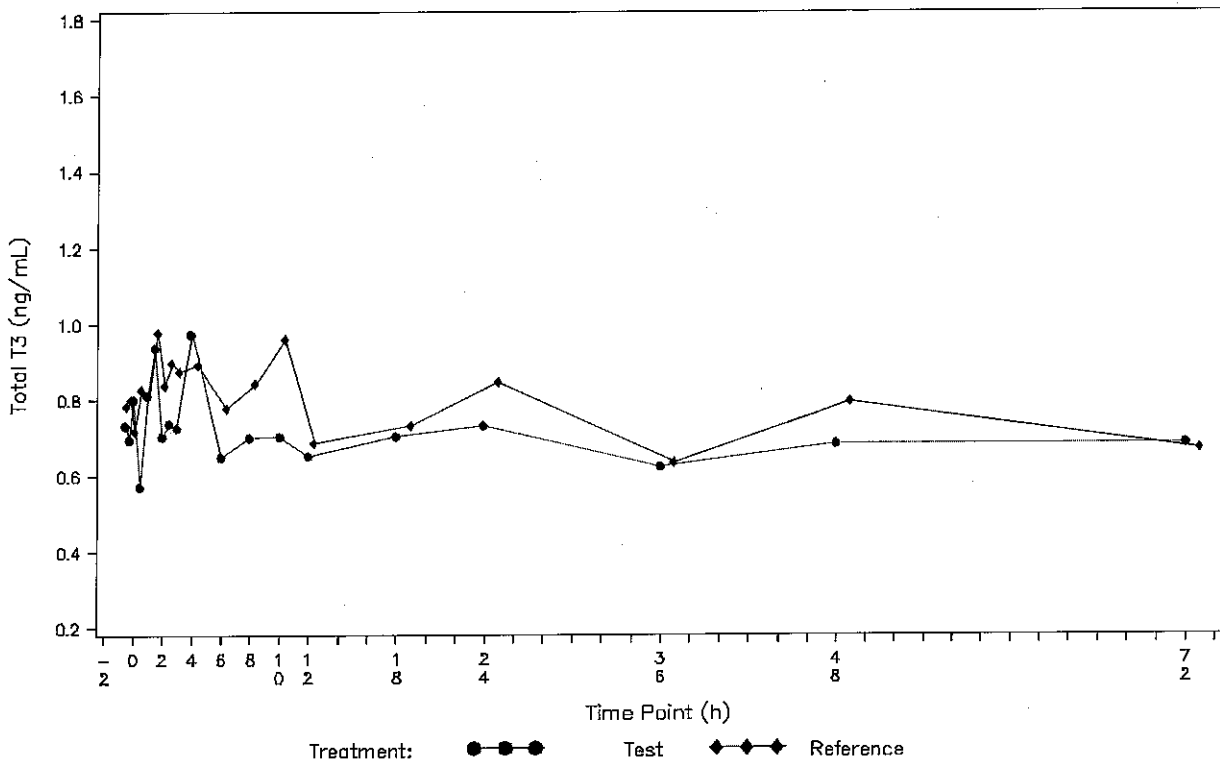




Merck Serono  
EMR 200125-001

Figure 15.4.2.11 Concentration-Time Profiles: Individual Concentration versus Actual Time in Linear Scale (for Total T3 Values)  
(Safety Population)

Subject ID/Random Number: .



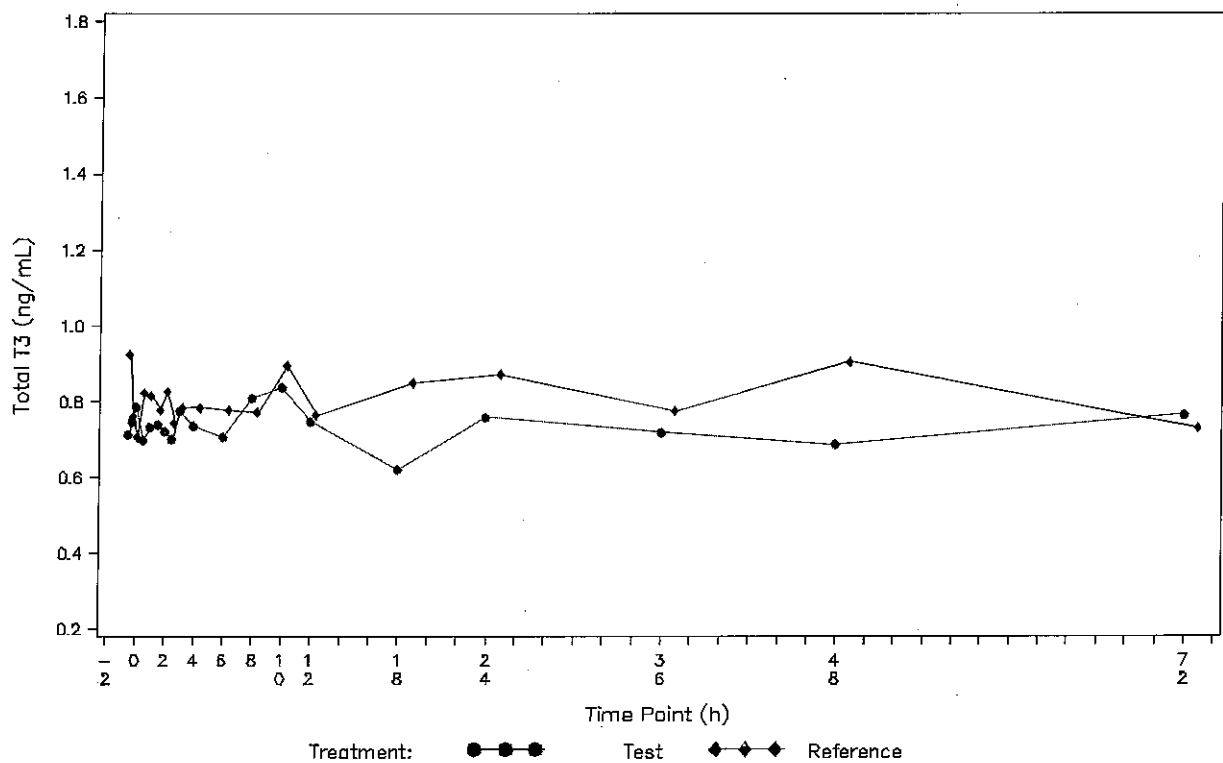
@:Subjects excluded from PK Population;  
Test: 600 µg (3\*200 µg tablets) levothyroxine new formulation.  
Reference: 600 µg (3\*200 µg tablets) levothyroxine old formulation.  
Source: Table 16.2.5.3

/project24/ep/blinded/e210899\_merc/stats/versioncontrol/primary/scripts/program/main/TFL programs/figures/figure  
15.4.2.11.sas



Figure 15.4.2.11 Concentration-Time Profiles: Individual Concentration versus Actual Time in Linear Scale (for Total T3 Values) (Safety Population)

Subject ID/Random Number:



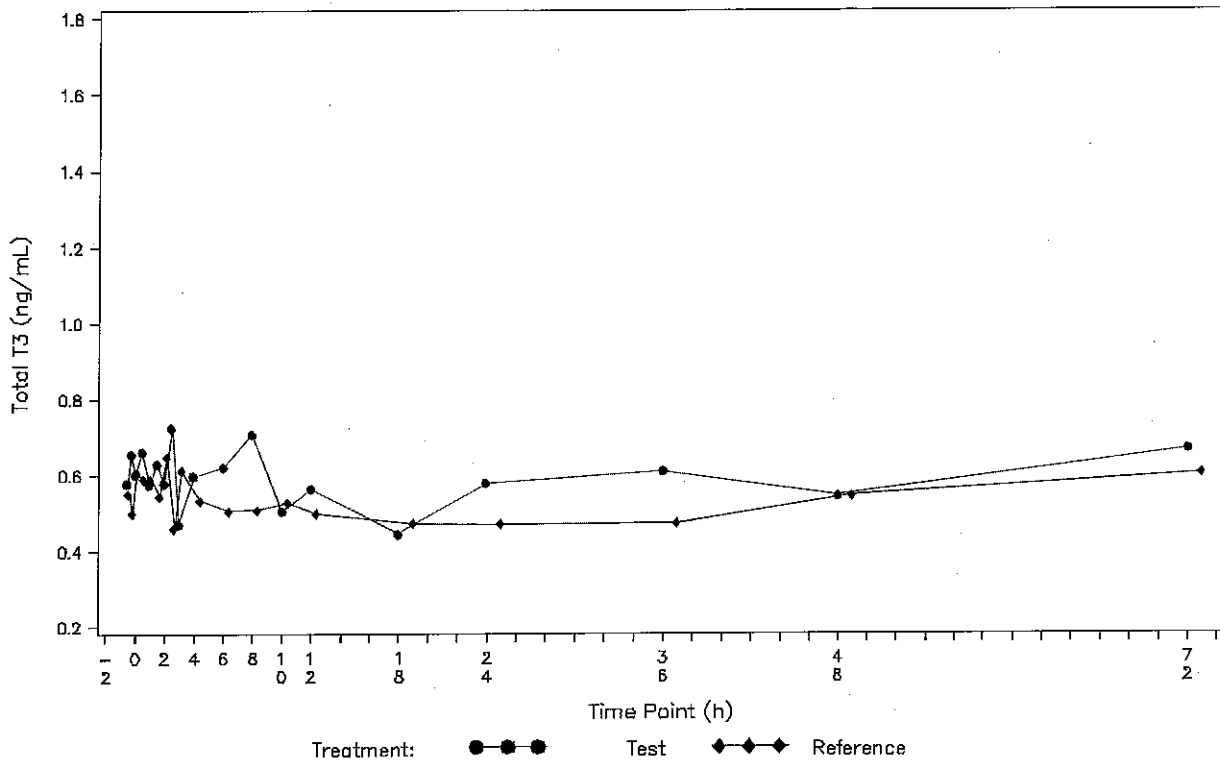
@:Subjects excluded from PK Population;  
Test: 600 µg (3\*200 µg tablets) levothyroxine new formulation.  
Reference: 600 µg (3\*200 µg tablets) levothyroxine old formulation.  
Source: Table 16.2.5.3

/project24/ep/blinded/e210899\_merc/stats/versioncontrol/primary/scripts/program/main/TEL programs/figures/figure  
15.4.2.11.sas



Merck Serono  
EMR 200125-001  
Figure 15.4.2.11 Concentration-Time Profiles: Individual Concentration versus Actual Time in Linear Scale (for Total T3 Values)  
(Safety Population)

Subject ID/Random Number:



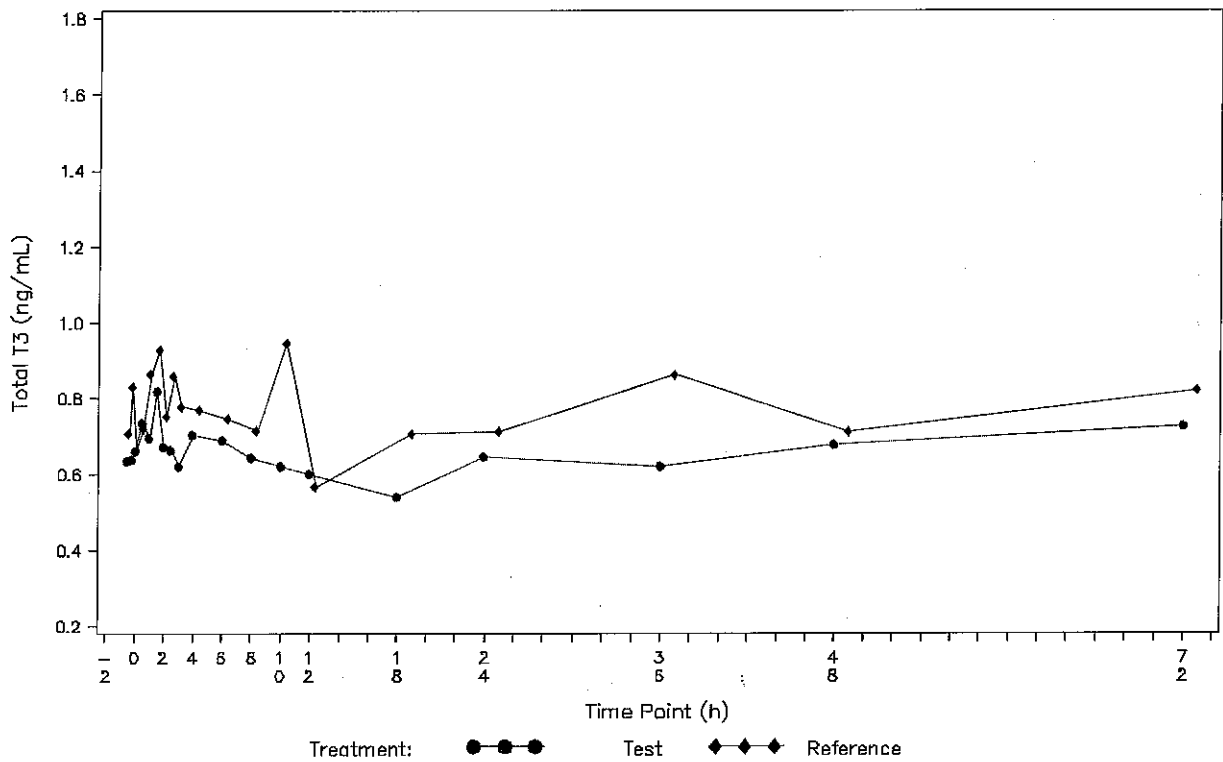
@:Subjects excluded from PK Population;  
Test: 600 µg (3\*200 µg tablets) levothyroxine new formulation.  
Reference: 600 µg (3\*200 µg tablets) levothyroxine old formulation.  
Source: Table 16.2.5.3

/project24/ep/blinded/e210899\_merc/stats/versioncontrol/primary/scripts/program/main/TFL programs/figures/figure  
15.4.2.11.sas



Figure 15.4.2.11 Concentration-Time Profiles: Individual Concentration versus Actual Time in Linear Scale (for Total T3 Values) (Safety Population)

Subject ID/Random Number:



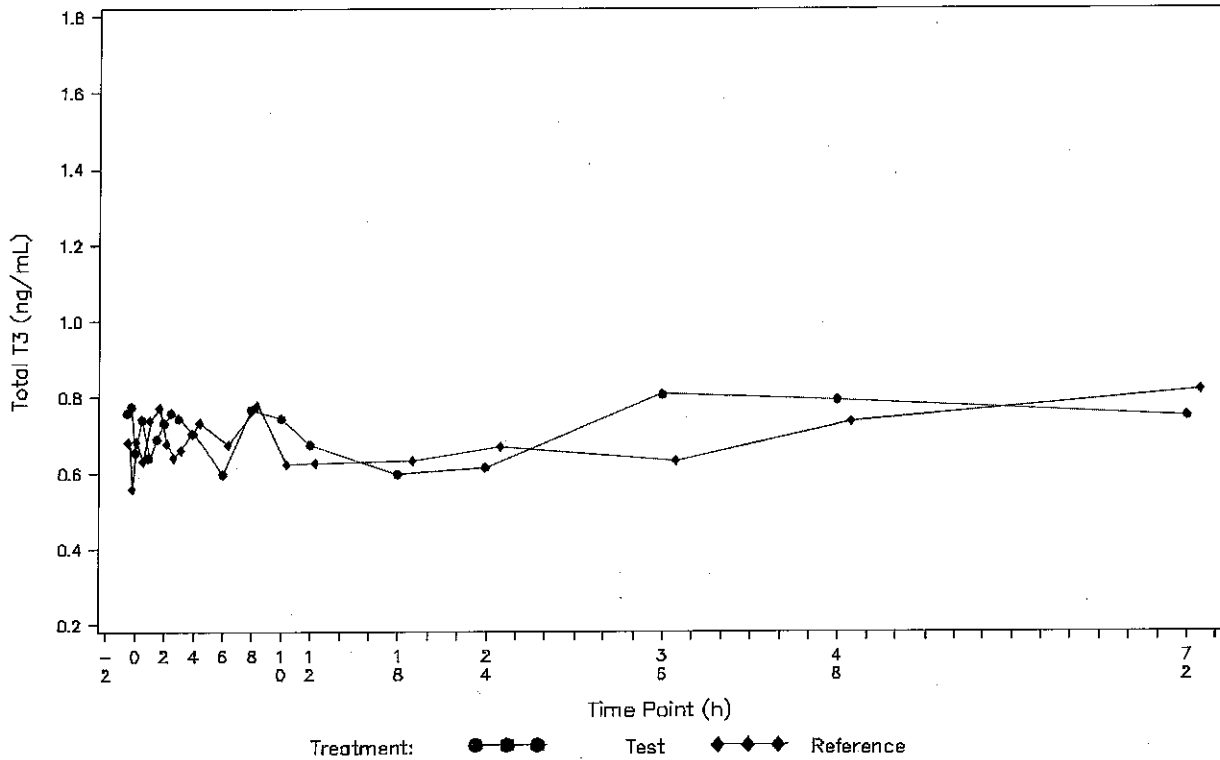
@:Subjects excluded from PK Population;  
Test: 600 µg (3\*200 µg tablets) levothyroxine new formulation.  
Reference: 600 µg (3\*200 µg tablets) levothyroxine old formulation.  
Source: Table 16.2.5.3

/project24/ep/blinded/e210899\_merc/stats/versioncontrol/primary/scripts/program/main/TFL programs/figures/figure  
15.4.2.11.sas



Merck Serono  
EMR 200125-001  
Figure 15.4.2.11 Concentration-Time Profiles: Individual Concentration versus Actual Time in Linear Scale (for Total T3 Values)  
(Safety Population)

Subject ID/Random Number:



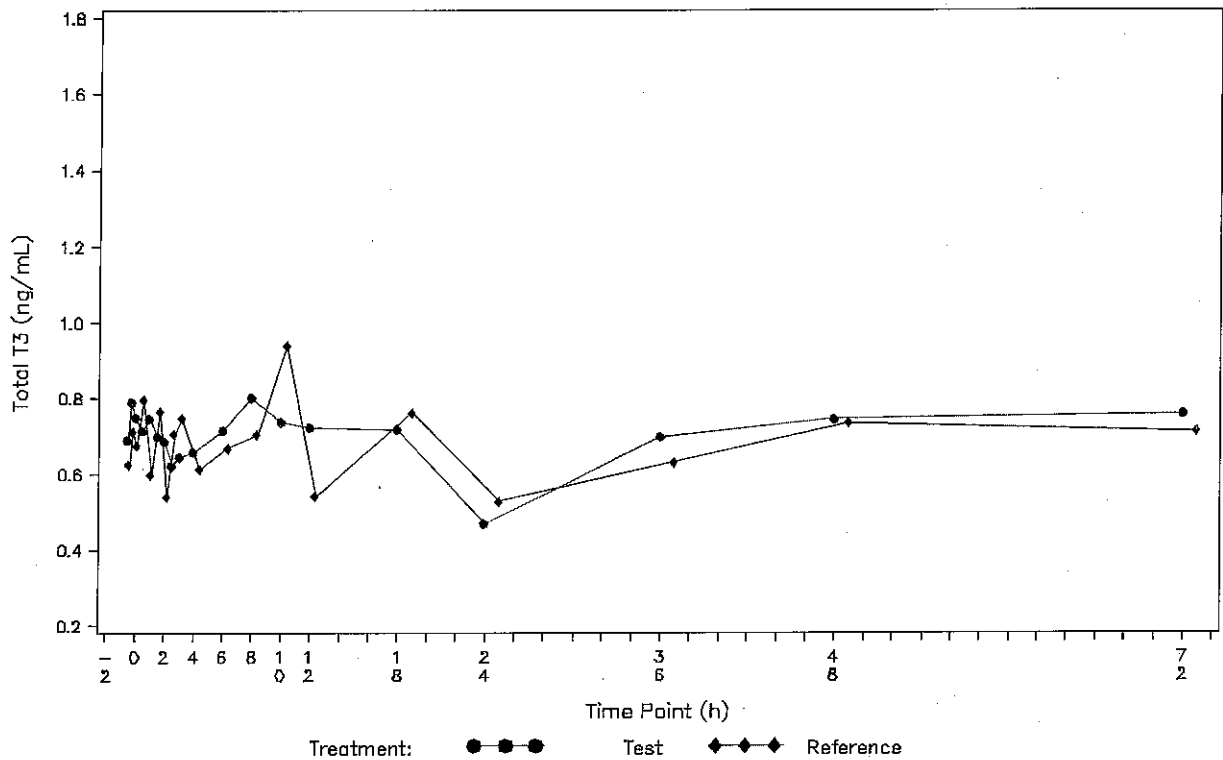
@:Subjects excluded from PK Population;  
Test: 600 µg (3\*200 µg tablets) levothyroxine new formulation.  
Reference: 600 µg (3\*200 µg tablets) levothyroxine old formulation.  
Source: Table 16.2.5.3

/project24/ep/blinded/e210899\_merc/stats/versioncontrol/primary/scripts/program/main/TFL programs/figures/Figure 15.4.2.11.sas



Figure 15.4.2.11 Concentration-Time Profiles: Individual Concentration versus Actual Time in Linear Scale (for Total T3 Values)  
(Safety Population)

Subject ID/Random Number: 071000



@:Subjects excluded from PK Population;  
Test: 600 µg (3\*200 µg tablets) levothyroxine new formulation.  
Reference: 600 µg (3\*200 µg tablets) levothyroxine old formulation.  
Source: Table 16.2.5.3

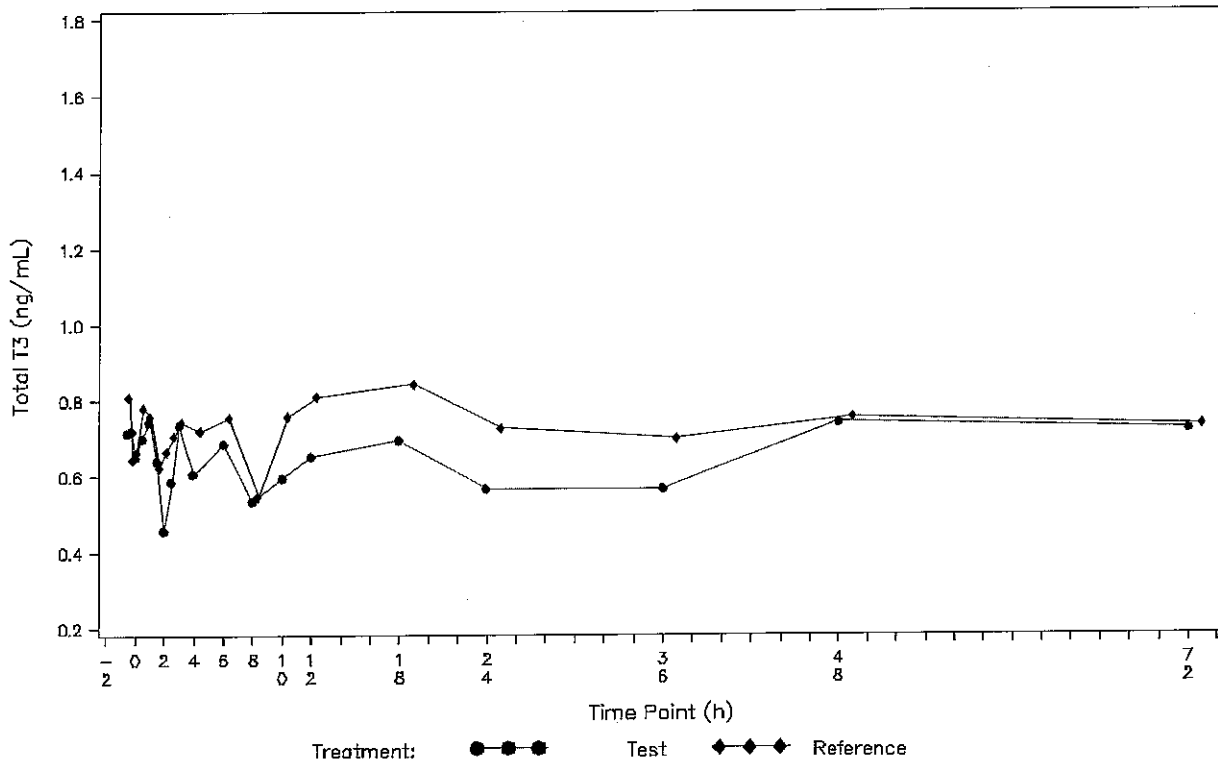
/project24/ep/blinded/e210899\_merc/stats/versioncontrol/primary/scripts/program/main/TFL programs/figures/figure  
15.4.2.11.sas



Merck Serono  
EMR 200125-001

Figure 15.4.2.11 Concentration-Time Profiles: Individual Concentration versus Actual Time in Linear Scale (for Total T3 Values)  
(Safety Population)

Subject ID/Random Number:



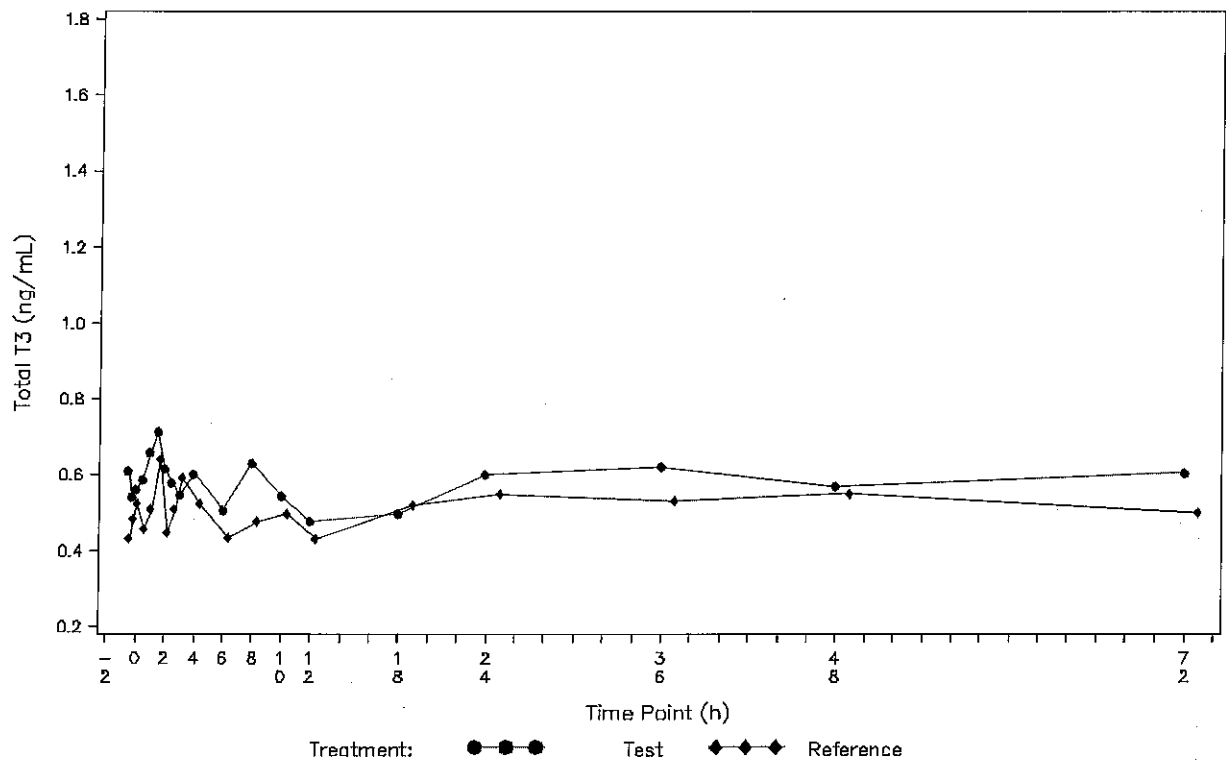
@:Subjects excluded from PK Population;  
Test: 600 µg (3\*200 µg tablets) levothyroxine new formulation.  
Reference: 600 µg (3\*200 µg tablets) levothyroxine old formulation.  
Source: Table 16.2.5.3

/project24/ep/blinded/e210899\_merc/stats/versioncontrol/primary/scripts/program/main/TFL programs/figures/figure  
15.4.2.11.sas



Figure 15.4.2.11 Concentration-Time Profiles: Individual Concentration versus Actual Time in Linear Scale (for Total T3 Values)  
(Safety Population)

Subject ID/Random Number:



@:Subjects excluded from PK Population;  
Test: 600 µg (3\*200 µg tablets) levothyroxine new formulation.  
Reference: 600 µg (3\*200 µg tablets) levothyroxine old formulation.  
Source: Table 16.2.5.3

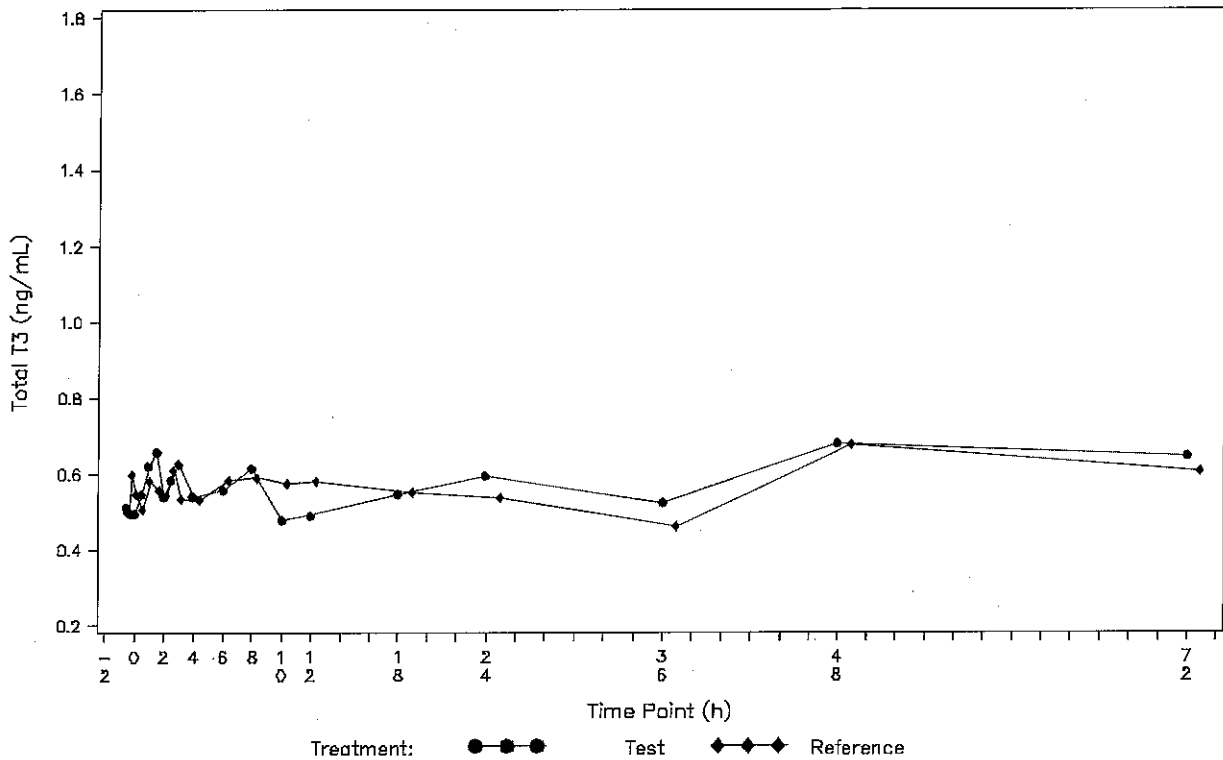
/project24/ep/blinded/e210899\_merc/stats/versioncontrol/primary/scripts/program/main/TFL programs/figures/figure  
15.4.2.11.sas





Figure 15.4.2.11 Concentration-Time Profiles: Individual Concentration versus Actual Time in Linear Scale (for Total T3 Values)  
(Safety Population)

Subject ID/Random Number:



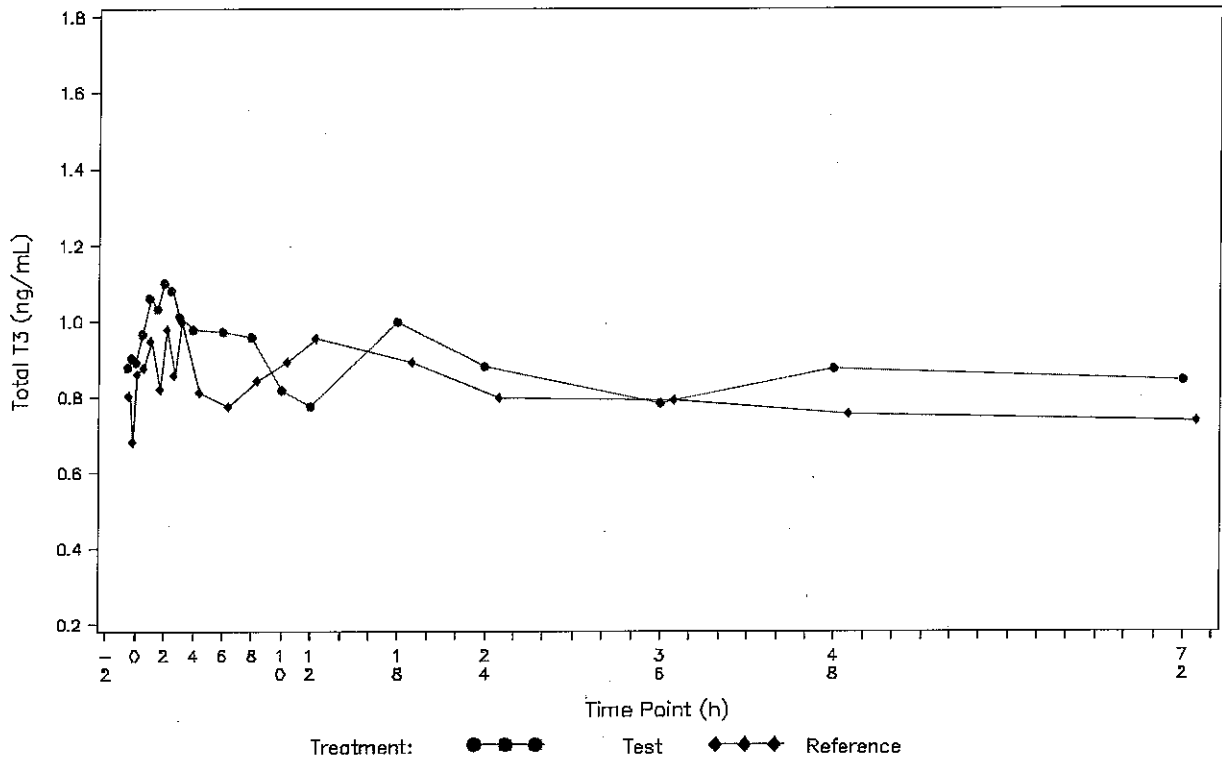
@:Subjects excluded from PK Population;  
Test: 600 µg (3\*200 µg tablets) levothyroxine new formulation.  
Reference: 600 µg (3\*200 µg tablets) levothyroxine old formulation.  
Source: Table 16.2.5.3

/project24/ep/blinded/e210899\_merc/stats/versioncontrol/primary/scripts/program/main/TFL programs/figures/figure  
15.4.2.11.sas



Figure 15.4.2.11 Concentration-Time Profiles: Individual Concentration versus Actual Time in Linear Scale (for Total T3 Values) (Safety Population)

Subject ID/Random Number:



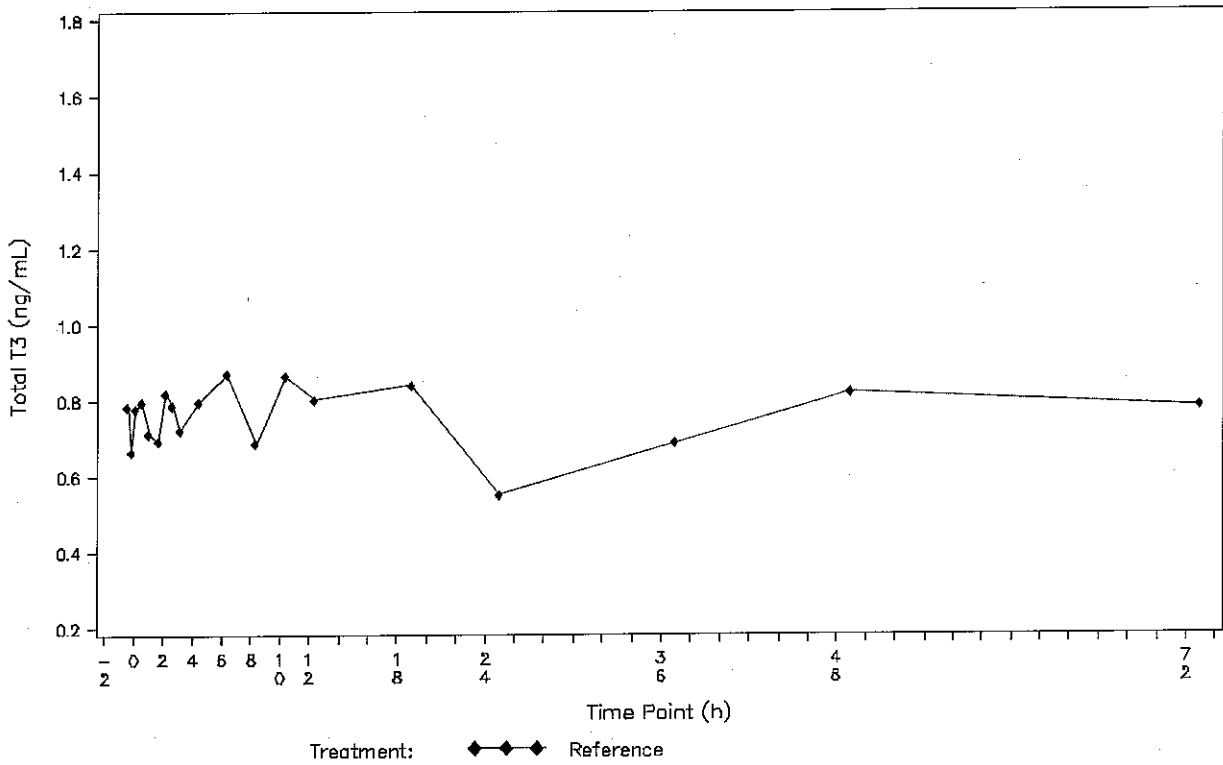
@:Subjects excluded from PK Population;  
Test: 600 µg (3\*200 µg tablets) levothyroxine new formulation.  
Reference: 600 µg (3\*200 µg tablets) levothyroxine old formulation.  
Source: Table 16.2.5.3

/project24/ep/blinded/e210899\_merc/stats/versioncontrol/primary/scripts/program/main/TFL programs/figures/figure  
15.4.2.11.sas



Merck Serono  
EMR 200125-001  
Figure 15.4.2.11 Concentration-Time Profiles: Individual Concentration versus Actual Time in Linear Scale (for Total T3 Values)  
(Safety Population)

Subject ID/Random Number:



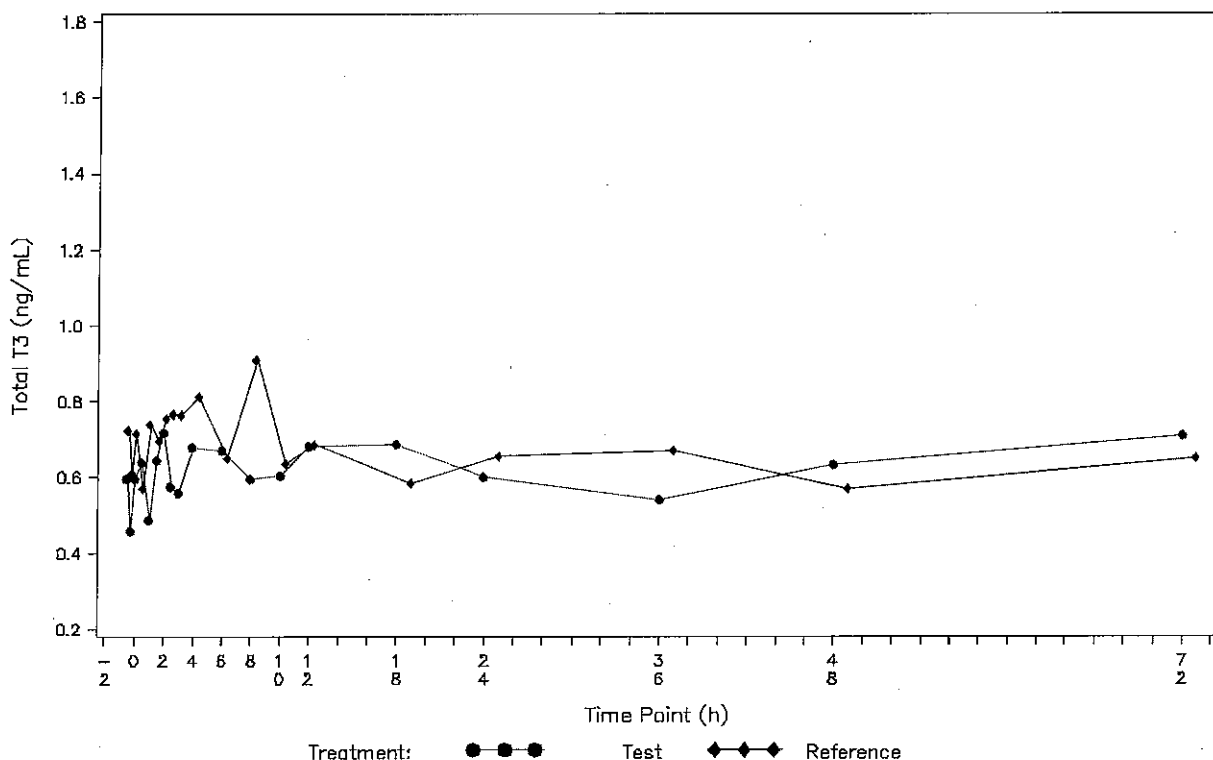
@:Subjects excluded from PK Population;  
Test: 600 µg (3\*200 µg tablets) levothyroxine new formulation.  
Reference: 600 µg (3\*200 µg tablets) levothyroxine old formulation.  
Source: Table 16.2.5.3

/project24/ep/blinded/e210899\_merc/stats/versioncontrol/primary/scripts/program/main/TFL programs/Figures/Figure  
15.4.2.11.sas



Figure 15.4.2.11 Concentration-Time Profiles: Individual Concentration versus Actual Time in Linear Scale (for Total T3 Values) (Safety Population)

Subject ID/Random Number: .



@:Subjects excluded from PK Population;  
Test: 600 µg (3\*200 µg tablets) levothyroxine new formulation.  
Reference: 600 µg (3\*200 µg tablets) levothyroxine old formulation.  
Source: Table 16.2.5.3

/project24/ep/blinded/e210899\_merc/stats/versioncontrol/primary/scripts/program/main/TFL programs/figures/figure  
15.4.2.11.sas

