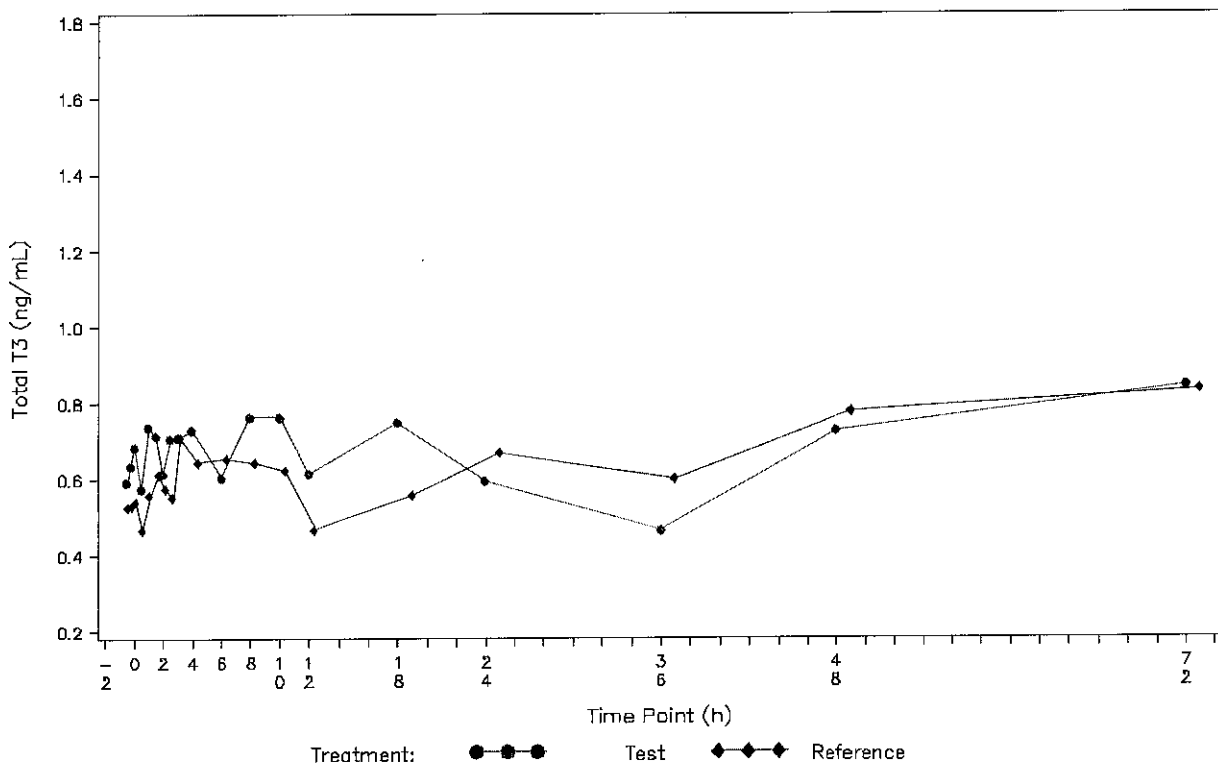


Merck Serono
EMR 200125-001
Figure 15.4.2.11 Concentration-Time Profiles: Individual Concentration versus Actual Time in Linear Scale (for Total T3 Values)
(Safety Population)

Subject ID/Random Number: .

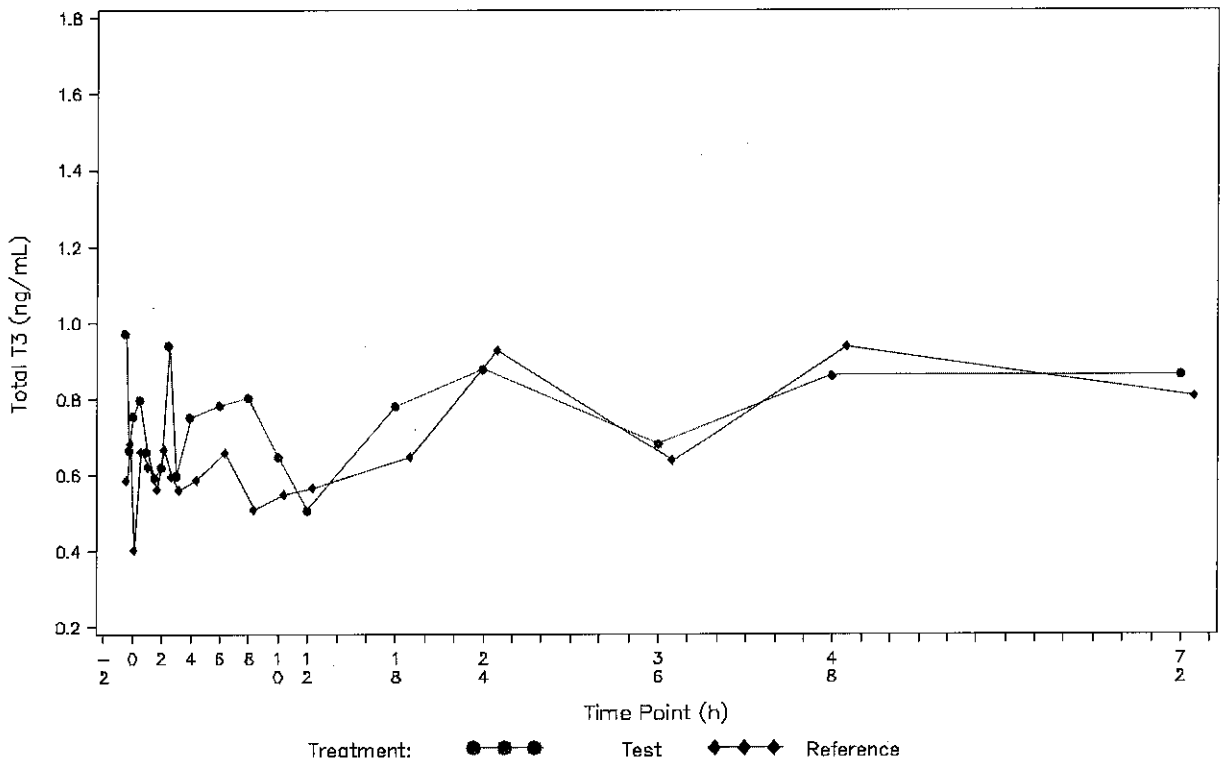


@:Subjects excluded from PK Population;
Test: 600 µg (3*200 µg tablets) levothyroxine new formulation.
Reference: 600 µg (3*200 µg tablets) levothyroxine old formulation.
Source: Table 16.2.5.3

/project24/ep/blinded/e210899_merc/stats/versioncontrol/primary/scripts/program/main/TFL programs/figures/figure
15.4.2.11.sas

Figure 15.4.2.11 Concentration-Time Profiles: Individual Concentration versus Actual Time in Linear Scale (for Total T3 Values) (Safety Population)

Subject ID/Random Number:



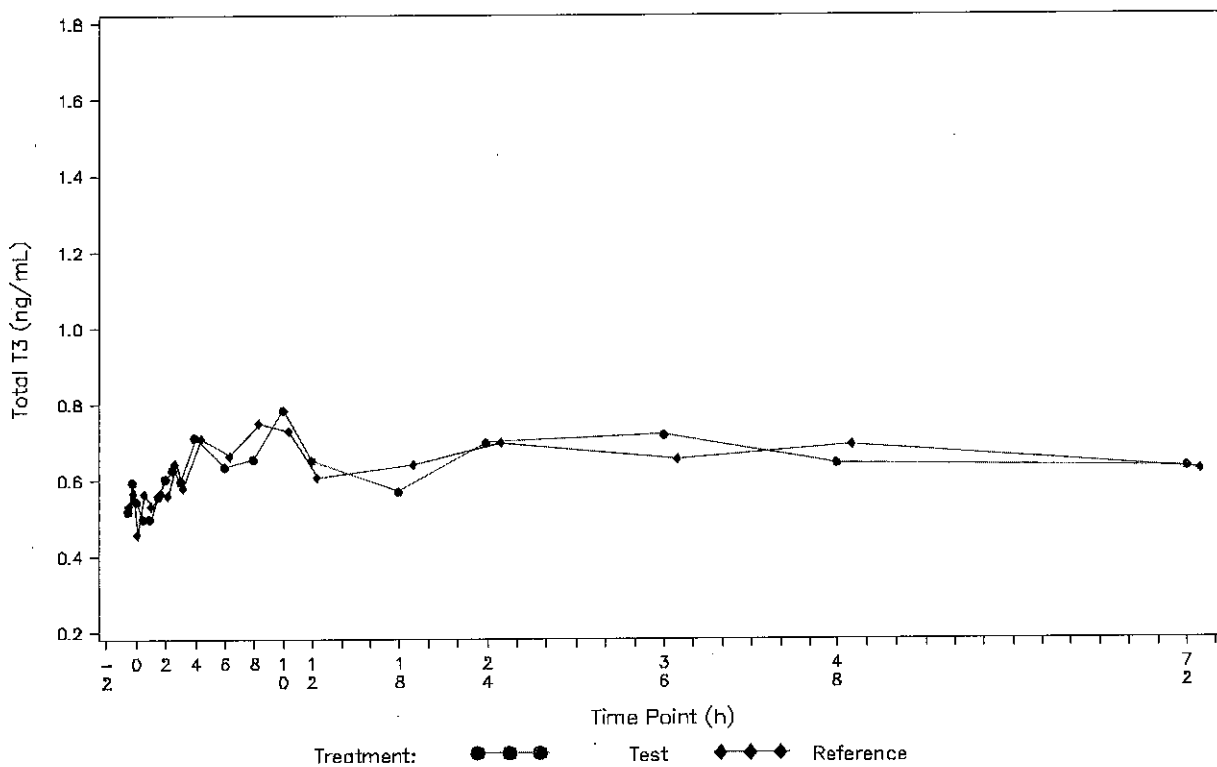
@:Subjects excluded from PK Population;
Test: 600 µg (3*200 µg tablets) levothyroxine new formulation.
Reference: 600 µg (3*200 µg tablets) levothyroxine old formulation.
Source: Table 16.2.5.3

/project24/ep/blinded/e210899_merc/stats/versioncontrol/primary/scripts/program/main/TFL programs/figures/figure
15.4.2.11.sas



Merck Serono
EMR 200125-001
Figure 15.4.2.11 Concentration-Time Profiles: Individual Concentration versus Actual Time in Linear Scale (for Total T3 Values)
(Safety Population)

Subject ID/Random Number:

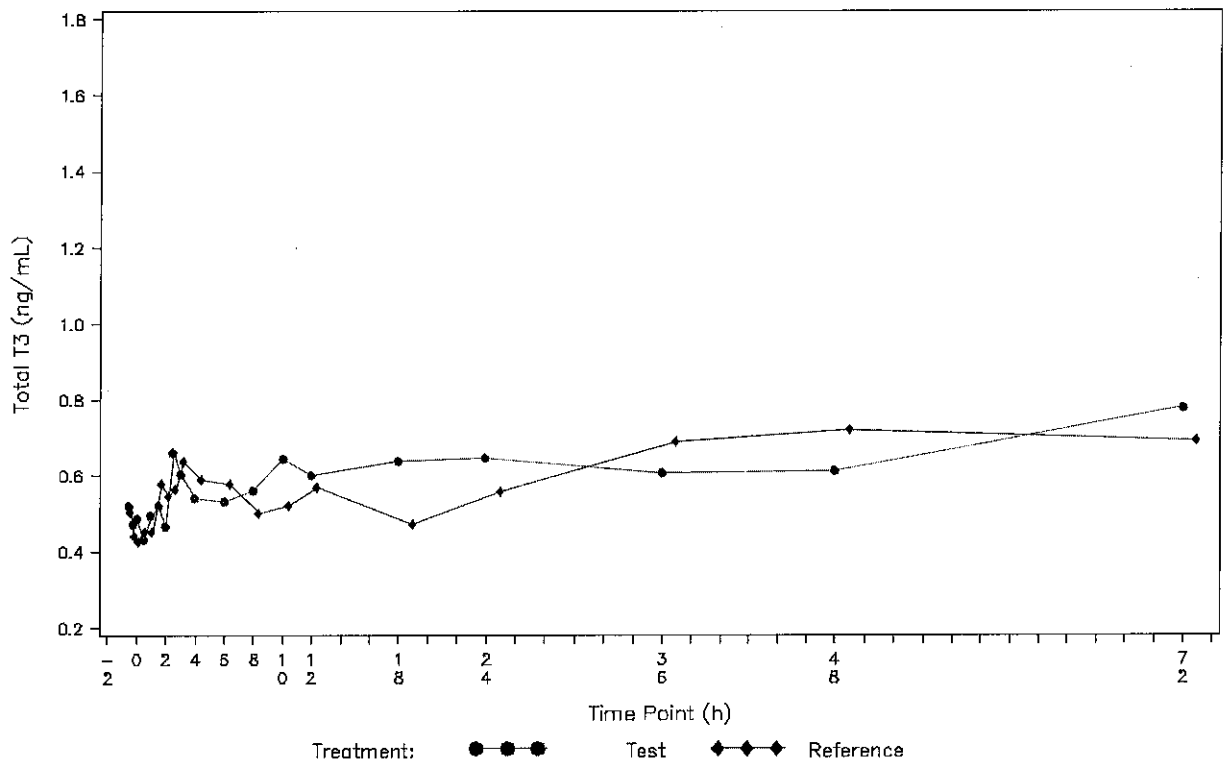


@:Subjects excluded from PK Population;
Test: 600 µg (3*200 µg tablets) levothyroxine new formulation.
Reference: 600 µg (3*200 µg tablets) levothyroxine old formulation.
Source: Table 16.2.5.3

/project24/ep/blinded/e210899_merc/stats/versioncontrol/primary/scripts/program/main/TFL programs/figures/figure
15.4.2.11.sas

Figure 15.4.2.11 Concentration-Time Profiles: Individual Concentration versus Actual Time in Linear Scale (for Total T3 Values) (Safety Population)

Subject ID/Random Number:



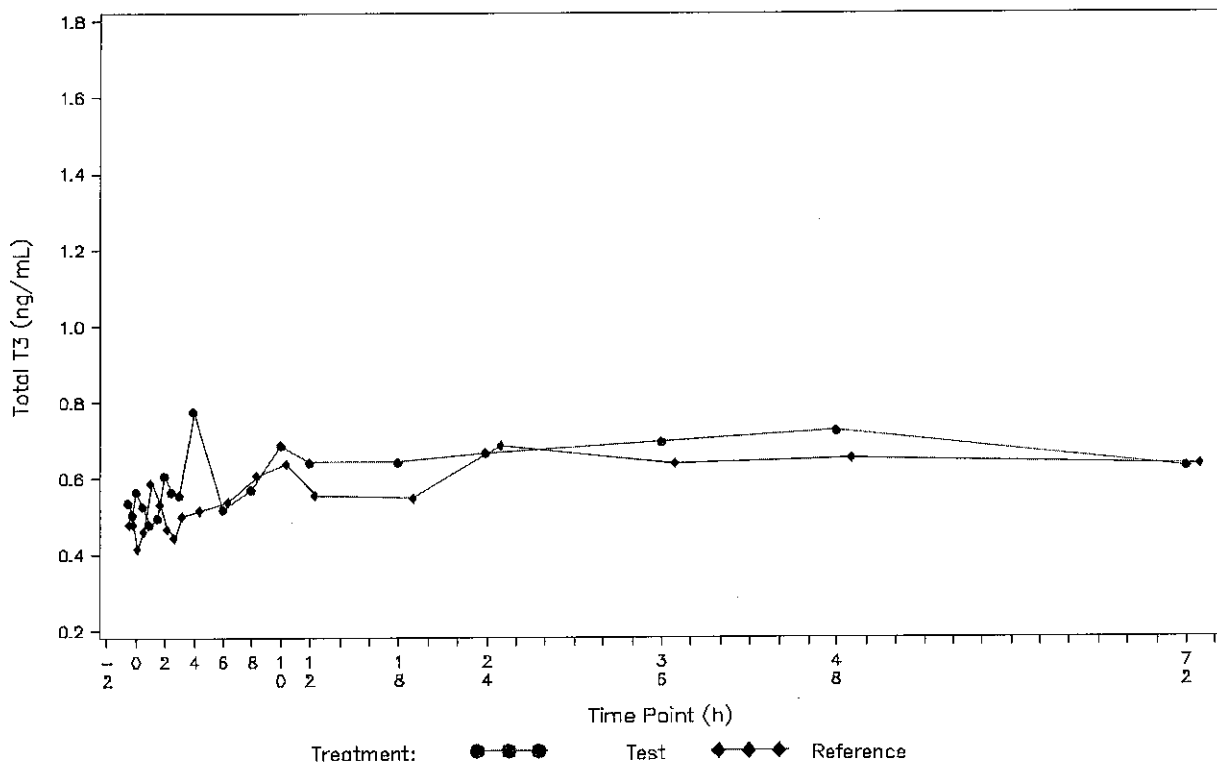
@:Subjects excluded from PK Population;
Test: 600 µg (3*200 µg tablets) levothyroxine new formulation.
Reference: 600 µg (3*200 µg tablets) levothyroxine old formulation.
Source: Table 16.2.5.3

/project24/ep/blinded/e210899_merc/stats/versioncontrol/primary/scripts/program/main/TFL programs/figures/figure
15.4.2.11.sas



Figure 15.4.2.11 Concentration-Time Profiles: Individual Concentration versus Actual Time in Linear Scale (for Total T3 Values)
(Safety Population)

Subject ID/Random Number:



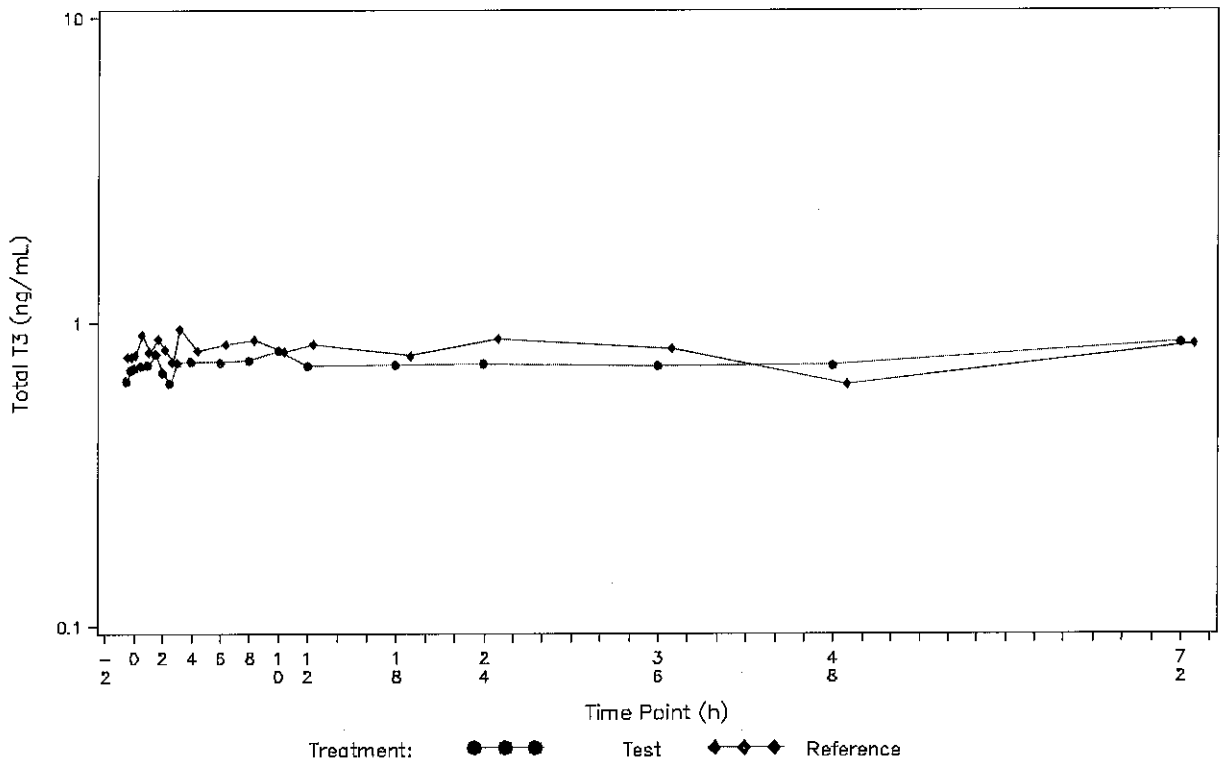
@:Subjects excluded from PK Population;
Test: 600 µg (3*200 µg tablets) levothyroxine new formulation.
Reference: 600 µg (3*200 µg tablets) levothyroxine old formulation.
Source: Table 16.2.5.3

/project24/ep/blinded/e210899_merc/stats/versioncontrol/primary/scripts/program/main/TFL programs/figures/figure
15.4.2.11.sas



Figure 15.4.2.12 Concentration-Time Profiles: Individual Concentration versus Actual Time in Semi-Logarithmic Scale (For Total T3 values) (Safety Population)

Subject ID/Random Number

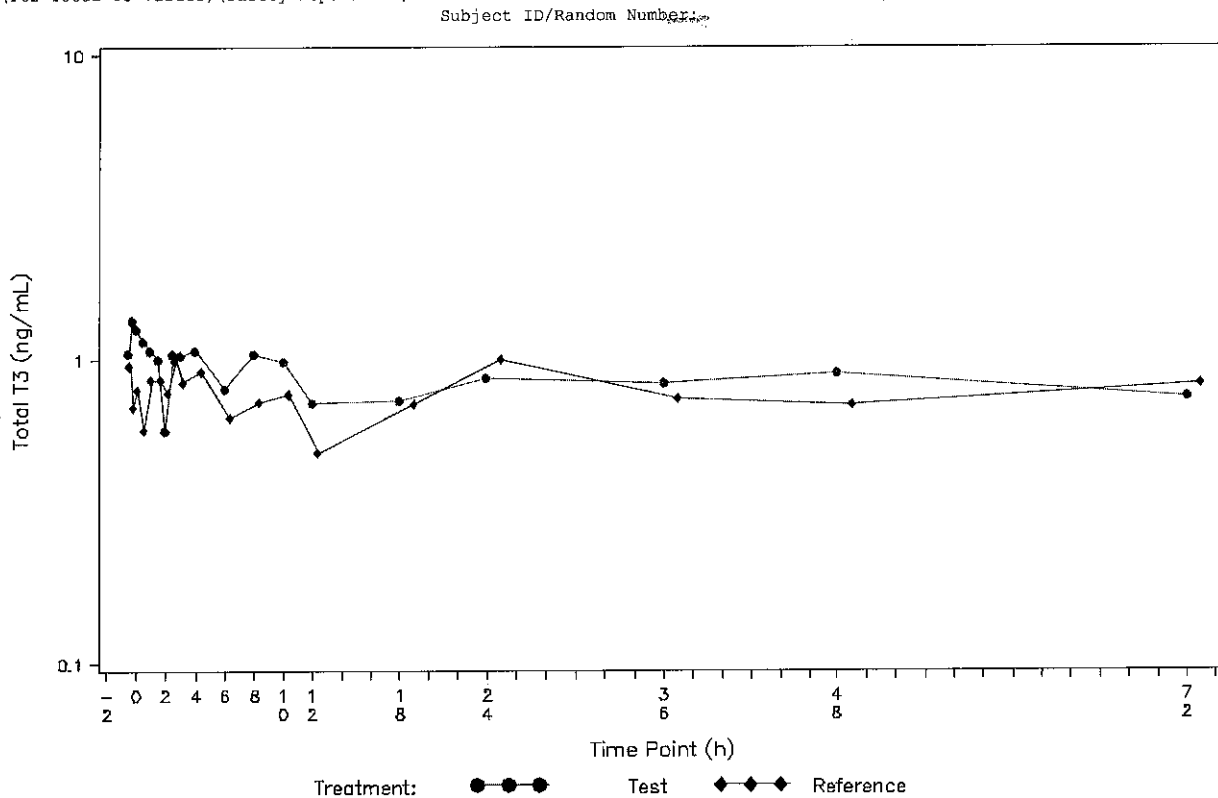


@:Subjects excluded from PK Population;
Test: 600 µg (3*200 µg tablets) levothyroxine new formulation.
Reference: 600 µg (3*200 µg tablets) levothyroxine old formulation.
Source: Table 16.2.5.3

/project24/ep/blinded/e210899_merc/stats/versioncontrol/primary/scripts/program/main/TFL programs/figures/figure
15.4.2.12.sas



Figure 15.4.2.12 Concentration-Time Profiles: Individual Concentration versus Actual Time in Semi-Logarithmic Scale (For Total T3 values) (Safety Population)

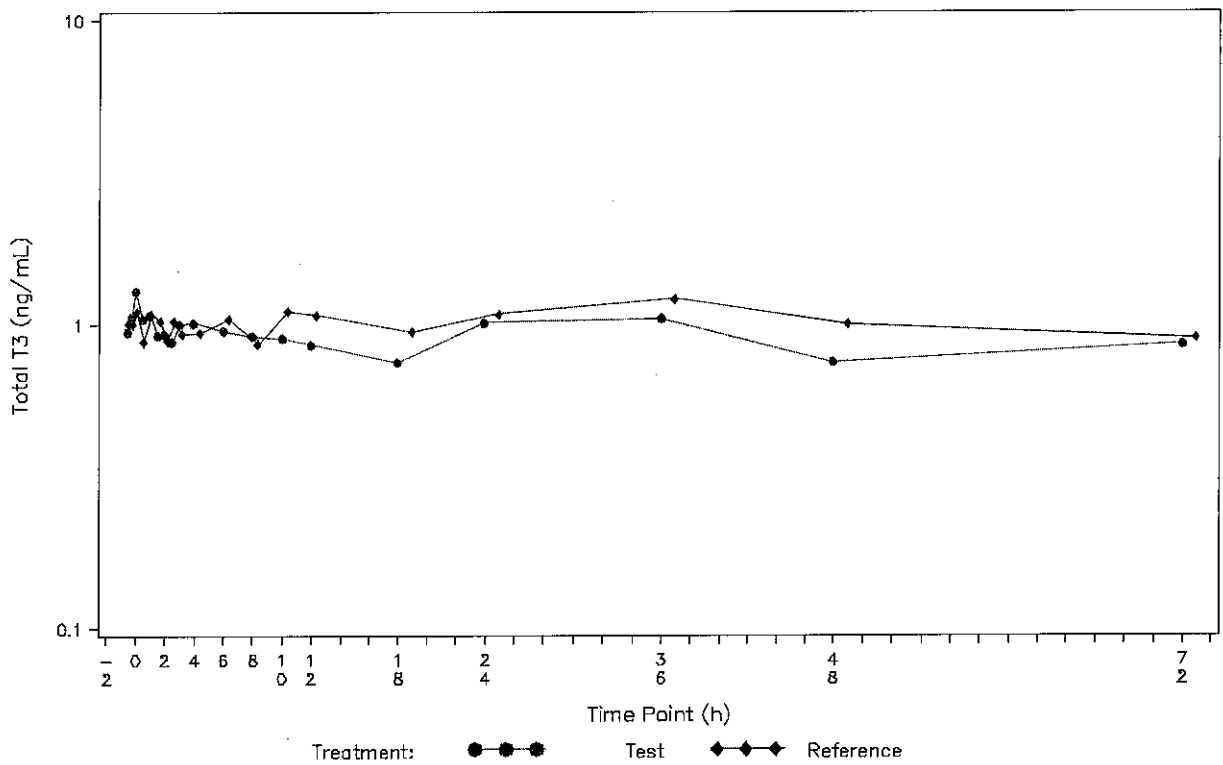


@:Subjects excluded from PK Population;
Test: 600 µg (3*200 µg tablets) levothyroxine new formulation.
Reference: 600 µg (3*200 µg tablets) levothyroxine old formulation.
Source: Table 16.2.5.3

/project24/ep/blinded/e210899_merc/stats/versioncontrol/primary/scripts/program/main/TFL programs/figures/figure
15.4.2.12.sas

Figure 15.4.2.12 Concentration-Time Profiles: Individual Concentration versus Actual Time in Semi-Logarithmic Scale (For Total T3 values) (Safety Population)

Subject ID/Random Number:



§: Subjects excluded from PK Population;
Test: 600 µg (3*200 µg tablets) levothyroxine new formulation.
Reference: 600 µg (3*200 µg tablets) levothyroxine old formulation.
Source: Table 16.2.5.3

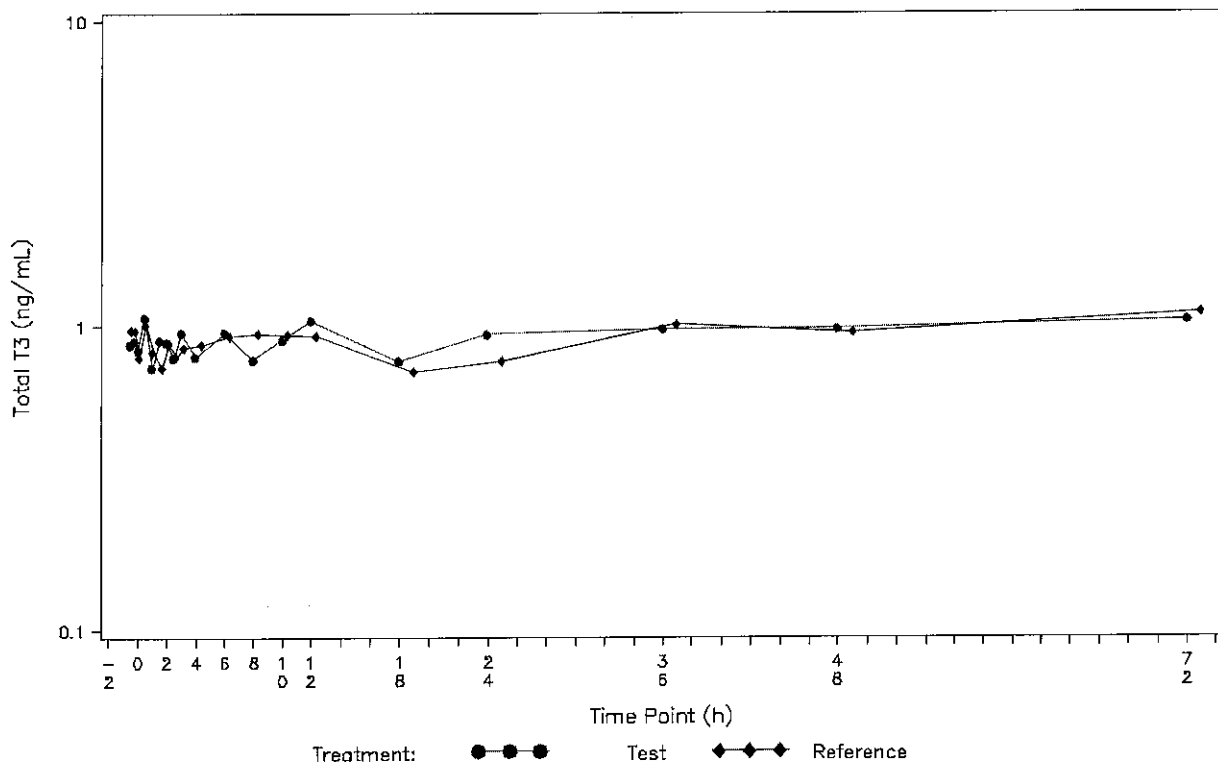
/project24/ep/blinded/e210899_merc/stats/versioncontrol/primary/scripts/program/main/TFL programs/figures/figure
15.4.2.12.sas



Merck Serono
EMR 200125-001

Figure 15.4.2.12 Concentration-Time Profiles: Individual Concentration versus Actual Time in Semi-Logarithmic Scale
(For Total T3 values) (Safety Population)

Subject ID/Random Number:



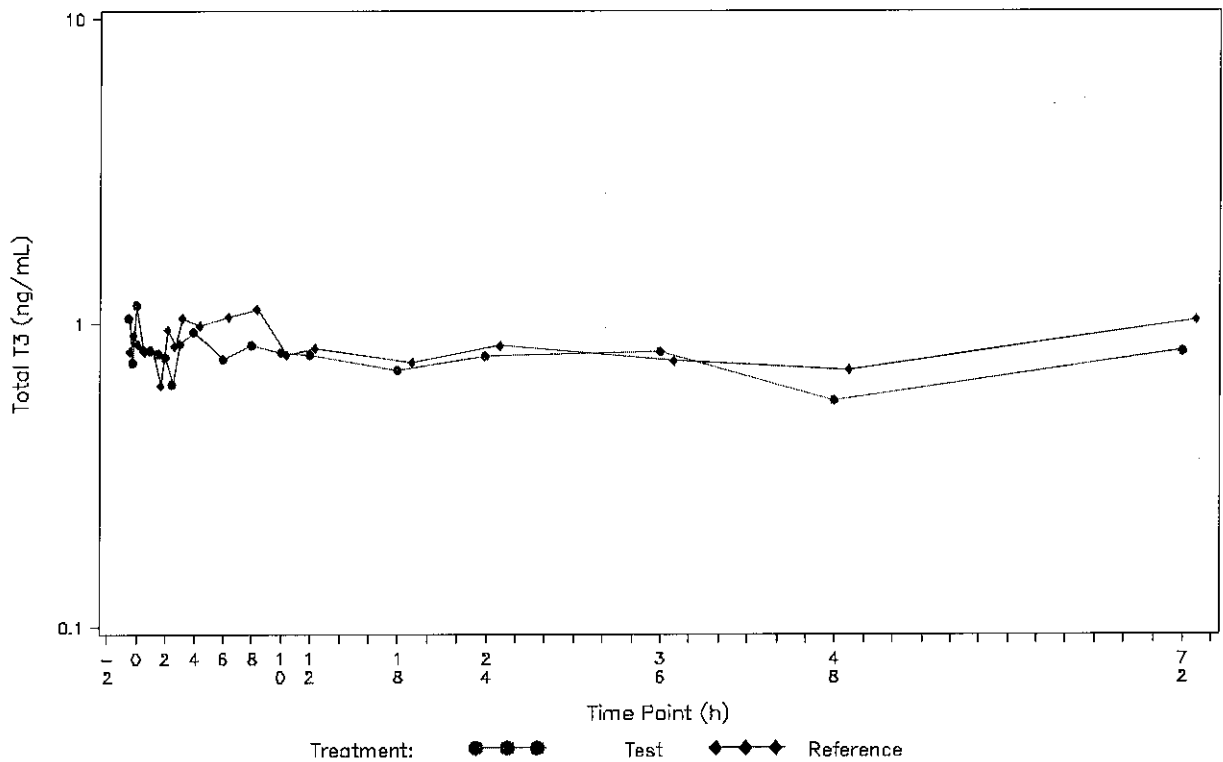
@:Subjects excluded from PK Population;
Test: 600 µg (3*200 µg tablets) levothyroxine new formulation.
Reference: 600 µg (3*200 µg tablets) levothyroxine old formulation.
Source: Table 16.2.5.3

/project24/ep/blinded/e210899_merc/stats/versioncontrol/primary/scripts/program/main/TFL programs/Figures/Figure
15.4.2.12.sas



Figure 15.4.2.12 Concentration-Time Profiles: Individual Concentration versus Actual Time in Semi-Logarithmic Scale (For Total T3 values) (Safety Population)

Subject ID/Random Number: --



0: Subjects excluded from PK Population;
Test: 600 µg (3*200 µg tablets) levothyroxine new formulation.
Reference: 600 µg (3*200 µg tablets) levothyroxine old formulation.
Source: Table 16.2.5.3

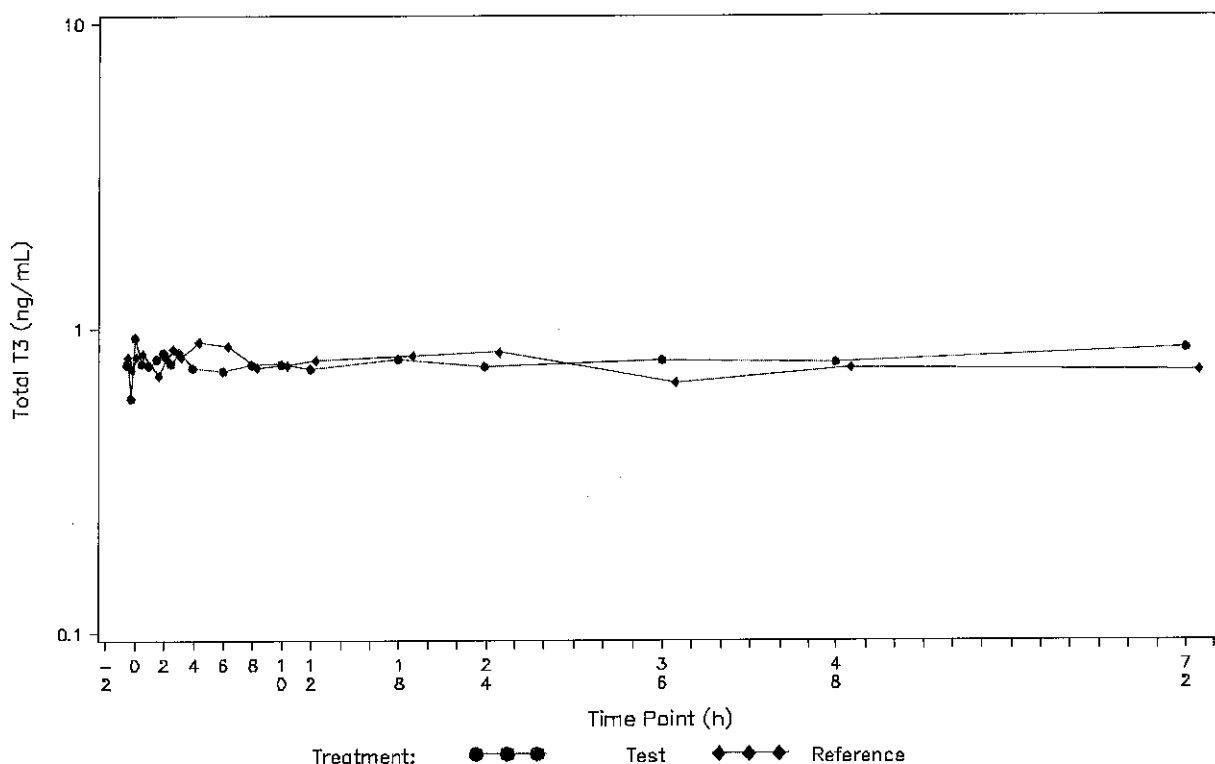
/project24/ep/blinded/e210899_merc/stats/versioncontrol/primary/scripts/program/main/TFL programs/figures/figure
15.4.2.12.sas



Merck Serono
EMR 200125-001

Figure 15.4.2.12 Concentration-Time Profiles: Individual Concentration versus Actual Time in Semi-Logarithmic Scale
(For Total T3 values) (Safety Population)

Subject ID/Random Number:



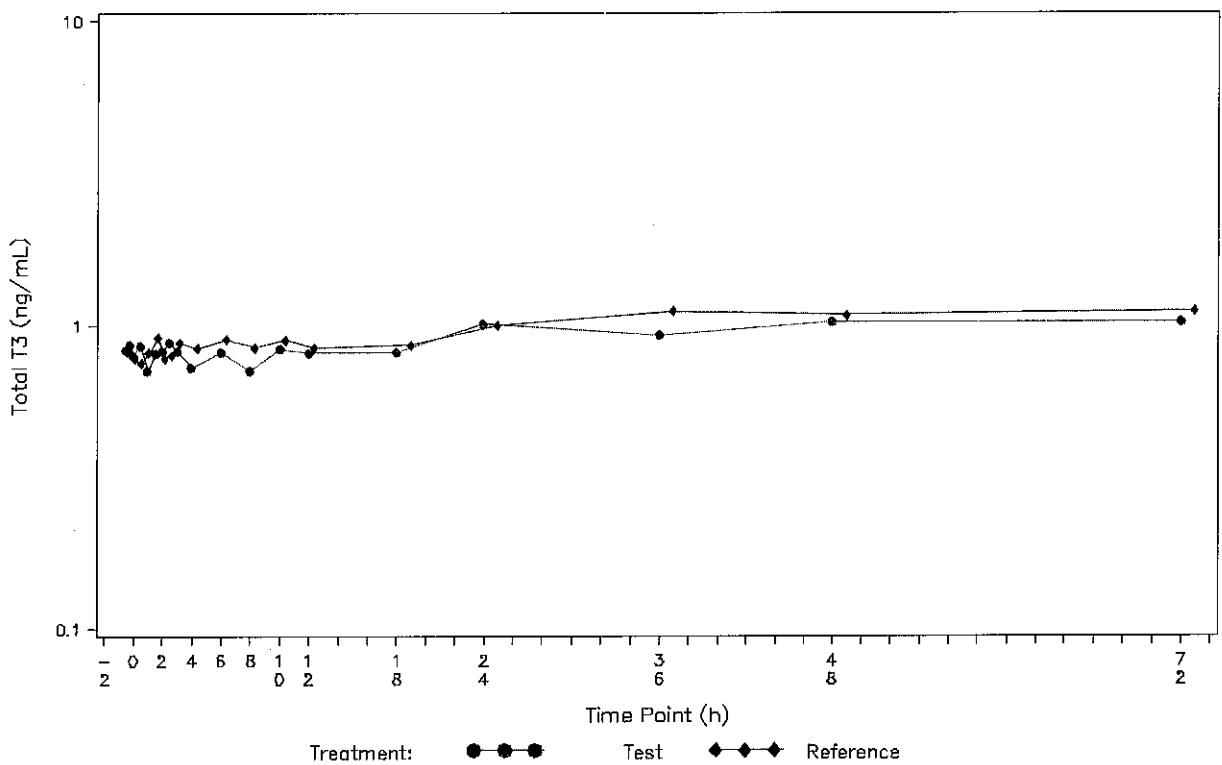
@:Subjects excluded from PK Population;
Test: 600 µg (3*200 µg tablets) levothyroxine new formulation.
Reference: 600 µg (3*200 µg tablets) levothyroxine old formulation.
Source: Table 16.2.5.3

/project24/ep/blinded/e210899_merc/stats/versioncontrol/primary/scripts/program/main/TFL programs/figures/figure
15.4.2.12.sas



Figure 15.4.2.12 Concentration-Time Profiles: Individual Concentration versus Actual Time in Semi-Logarithmic Scale (For Total T3 values) (Safety Population)

Subject ID/Random Number:



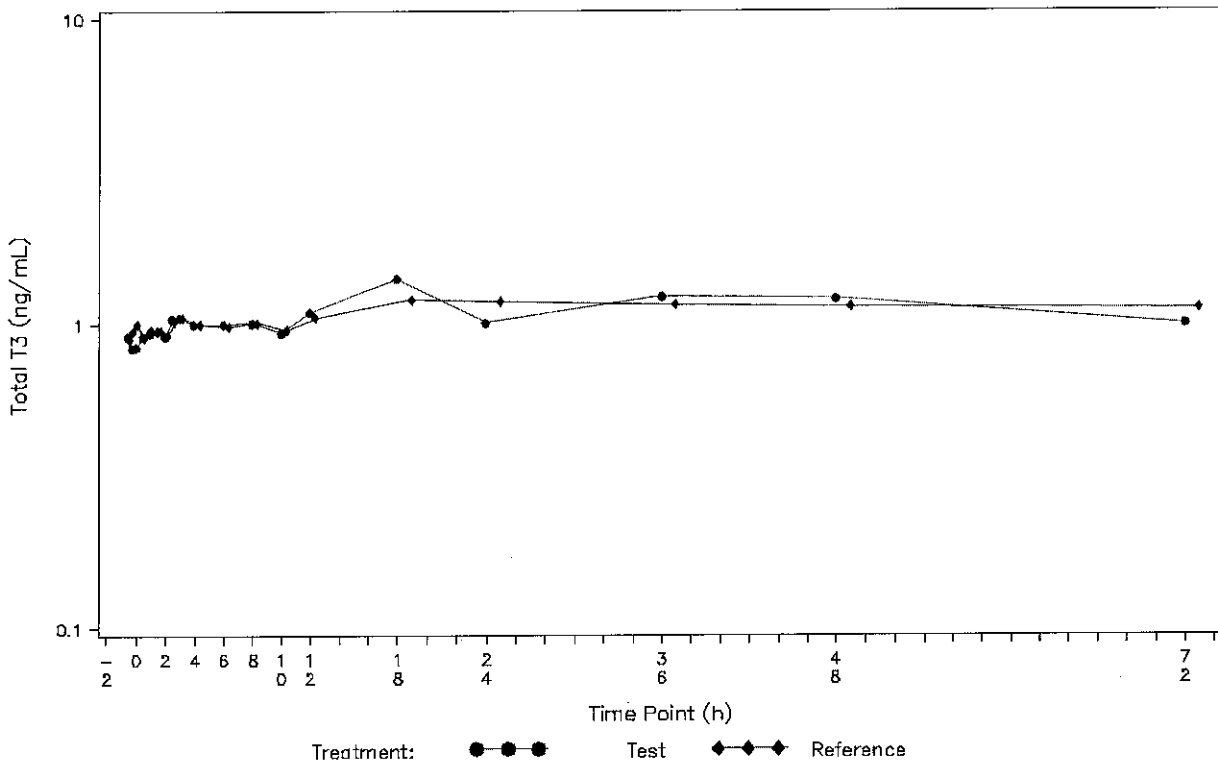
@:Subjects excluded from PK Population;
Test: 600 µg (3*200 µg tablets) levothyroxine new formulation.
Reference: 600 µg (3*200 µg tablets) levothyroxine old formulation.
Source: Table 16.2.5.3

/project24/ep/blinded/e210899_merc/stats/versioncontrol/primary/scripts/program/main/TFL programs/figures/figure
15.4.2.12.sas



Figure 15.4.2.12 Concentration-Time Profiles: Individual Concentration versus Actual Time in Semi-Logarithmic Scale (For Total T3 values) (Safety Population)

Subject ID/Random Number:



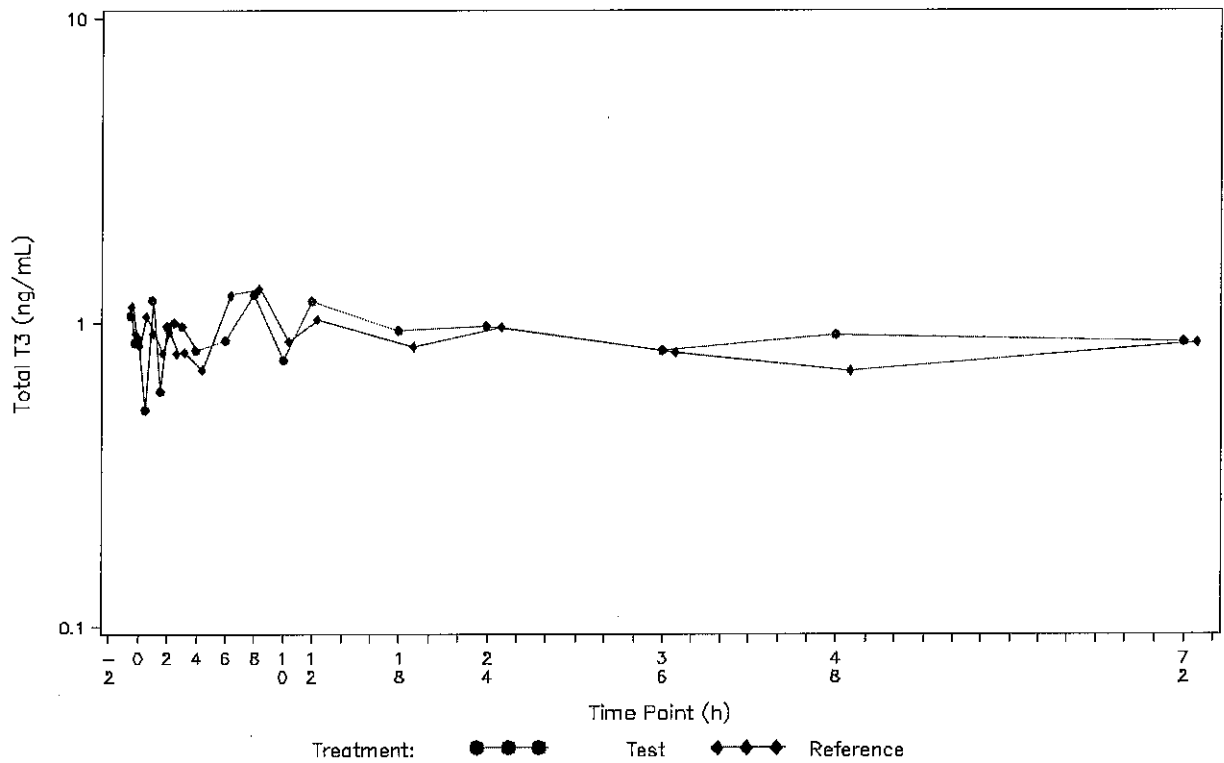
@:Subjects excluded from PK Population;
Test: 600 µg (3*200 µg tablets) levothyroxine new formulation.
Reference: 600 µg (3*200 µg tablets) levothyroxine old formulation.
Source: Table 16.2.5.3

/project24/ep/blinded/e210899_merc/stats/versioncontrol/primary/scripts/program/main/TFL programs/figures/figure
15.4.2.12.sas



Figure 15.4.2.12 Concentration-Time Profiles: Individual Concentration versus Actual Time in Semi-Logarithmic Scale (For Total T3 values) (Safety Population)

Subject ID/Random Number:

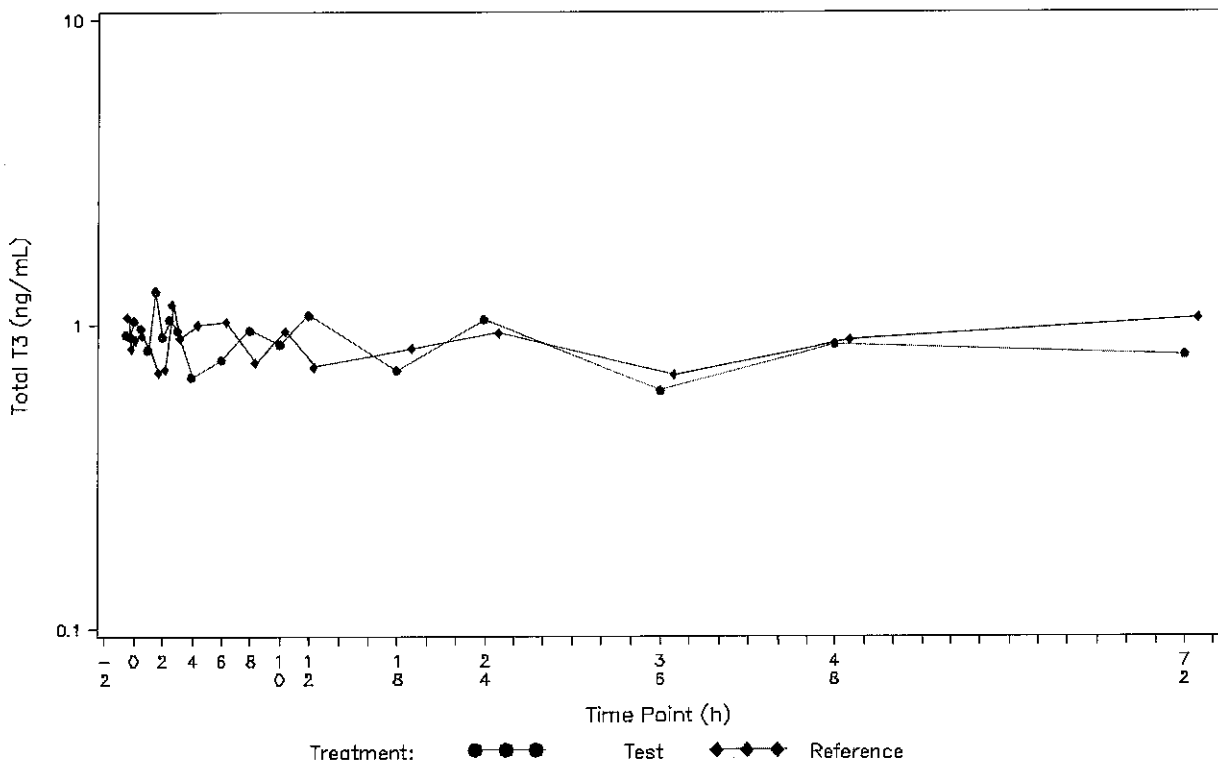


0: Subjects excluded from PK Population;
Test: 600 µg (3*200 µg tablets) levothyroxine new formulation.
Reference: 600 µg (3*200 µg tablets) levothyroxine old formulation.
Source: Table 16.2.5.3

/project24/ep/blinded/e210899_merc/stats/versioncontrol/primary/scripts/program/main/TFL programs/figures/figure
15.4.2.12.sas

Figure 15.4.2.12 Concentration-Time Profiles: Individual Concentration versus Actual Time in Semi-Logarithmic Scale (For Total T3 values) (Safety Population)

Subject ID/Random Number:



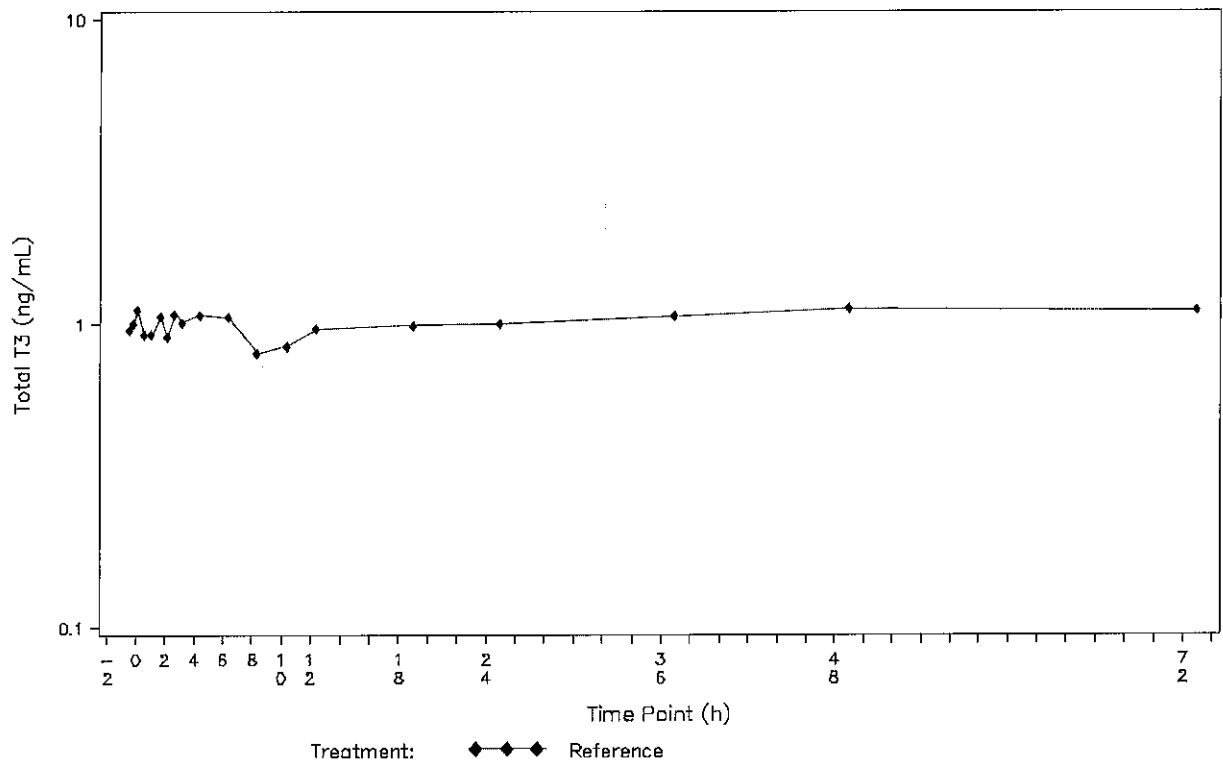
@:Subjects excluded from PK Population;
Test: 600 µg (3*200 µg tablets) levothyroxine new formulation.
Reference: 600 µg (3*200 µg tablets) levothyroxine old formulation.
Source: Table 16.2.5.3

/project24/ep/blinded/e210899_merc/stats/versioncontrol/primary/scripts/program/main/TPL programs/figures/figure
15.4.2.12.sas



Figure 15.4.2.12 Concentration-Time Profiles: Individual Concentration versus Actual Time in Semi-Logarithmic Scale (For Total T3 values) (Safety Population)

Subject ID/Random Number:



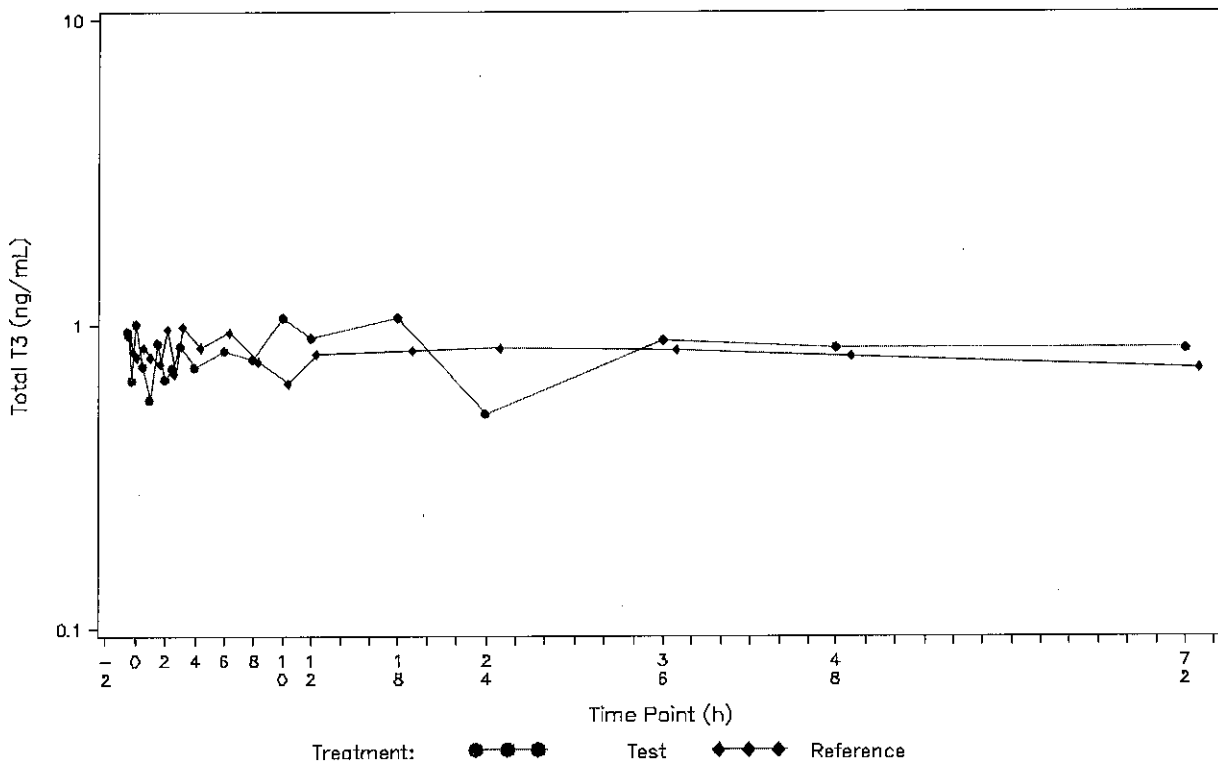
0: Subjects excluded from PK Population;
Test: 600 µg (3*200 µg tablets) levothyroxine new formulation.
Reference: 600 µg (3*200 µg tablets) levothyroxine old formulation.
Source: Table 16.2.5.3

/project24/ep/blinded/e210899_merc/stats/versioncontrol/primary/scripts/program/main/TFL programs/figures/figure
15.4.2.12.sas



Figure 15.4.2.12 Concentration-Time Profiles: Individual Concentration versus Actual Time in Semi-Logarithmic Scale (For Total T3 values) (Safety Population)

Subject ID/Random Number:



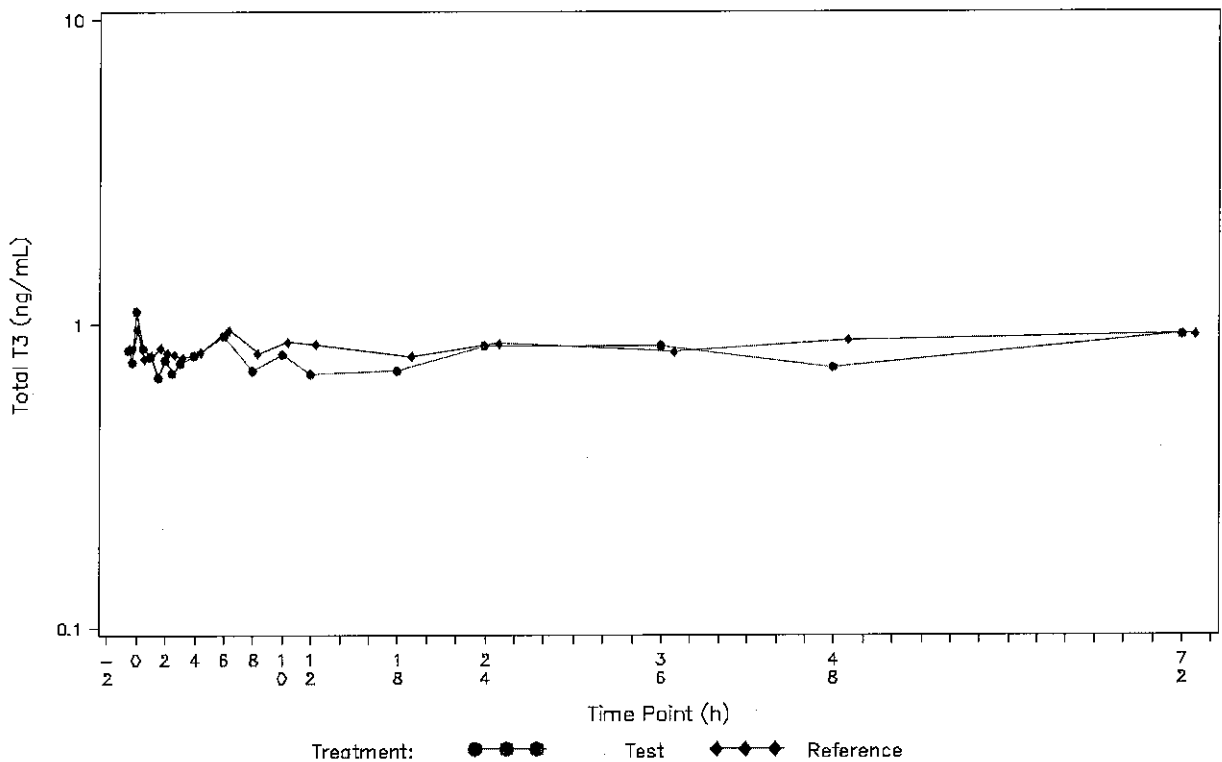
@:Subjects excluded from PK Population;
Test: 600 µg (3*200 µg tablets) levothyroxine new formulation.
Reference: 600 µg (3*200 µg tablets) levothyroxine old formulation.
Source: Table 16.2.5.3

/project24/ep/blinded/e210899_merc/stats/versioncontrol/primary/scripts/program/main/TFL programs/figures/figure
15.4.2.12.sas



Figure 15.4.2.12 Concentration-Time Profiles: Individual Concentration versus Actual Time in Semi-Logarithmic Scale
(For Total T3 values) (Safety Population)

Subject ID/Random Number: 1



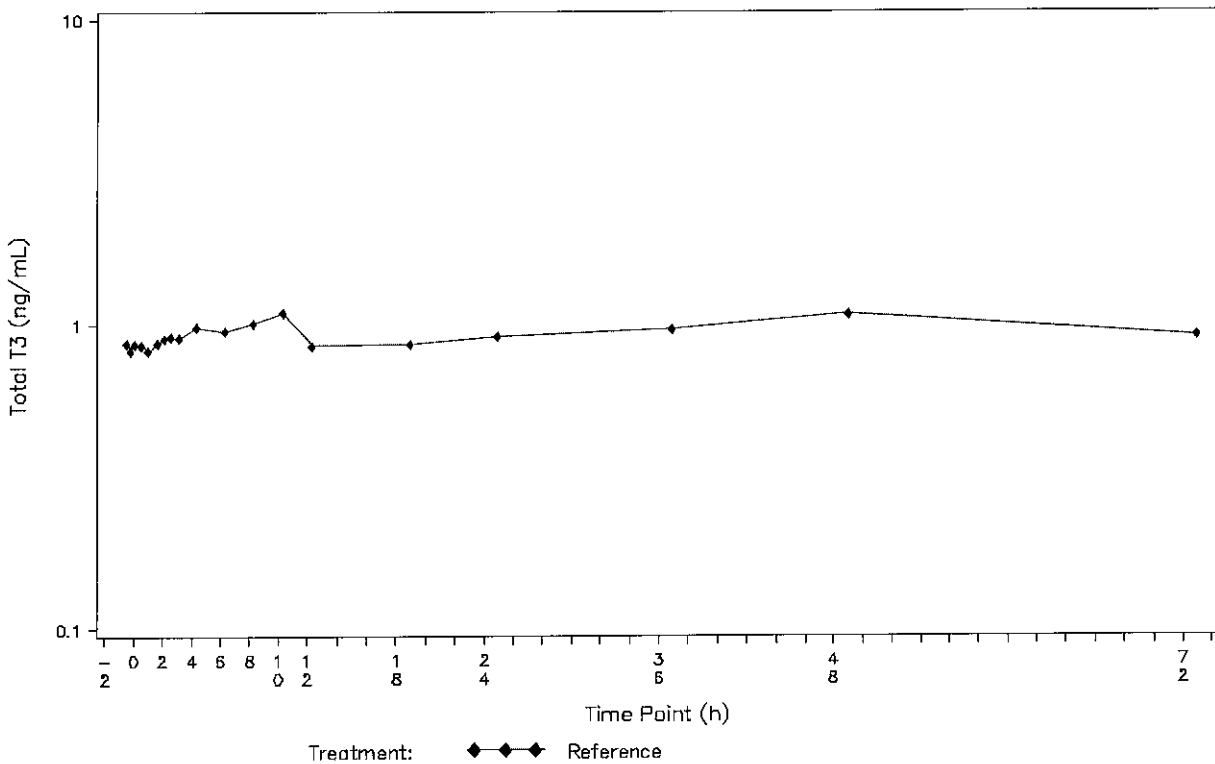
@:Subjects excluded from PK Population;
Test: 600 µg (3*200 µg tablets) levothyroxine new formulation.
Reference: 600 µg (3*200 µg tablets) levothyroxine old formulation.
Source: Table 16.2.5.3

/project24/ep/blinded/e210899_merc/stats/versioncontrol/primary/scripts/program/main/TFL programs/figures/figure
15.4.2.12.sas

Merck Serono
EMR 200125-001

Figure 15.4.2.12 Concentration-Time Profiles: Individual Concentration versus Actual Time in Semi-Logarithmic Scale
(For Total T3 values) (Safety Population)

Subject ID/Random Number:



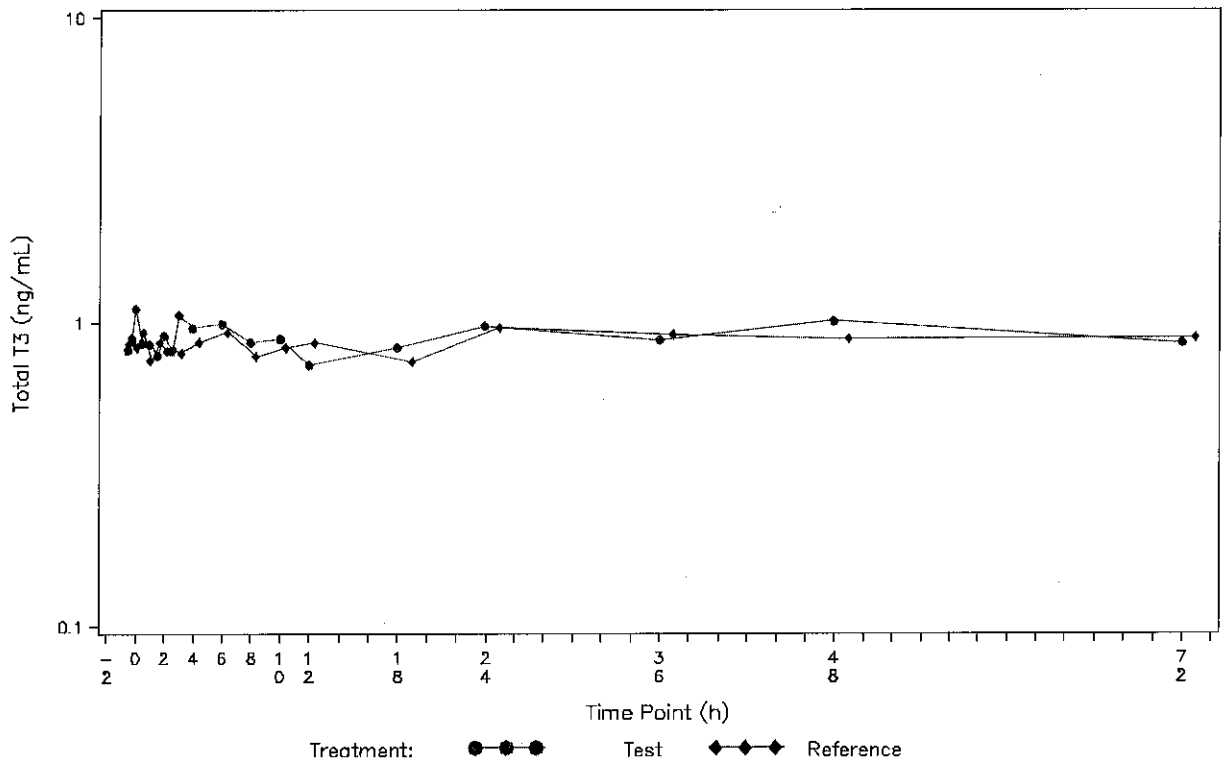
@:Subjects excluded from PK Population;
Test: 600 µg (3*200 µg tablets) levothyroxine new formulation.
Reference: 600 µg (3*200 µg tablets) levothyroxine old formulation.
Source: Table 16.2.5.3

/project24/ep/blinded/e210899_merc/stats/versioncontrol/primary/scripts/program/main/TFL programs/figures/figure
15.4.2.12.sas



Figure 15.4.2.12 Concentration-Time Profiles: Individual Concentration versus Actual Time in Semi-Logarithmic Scale (For Total T3 values) (Safety Population)

Subject ID/Random Number:

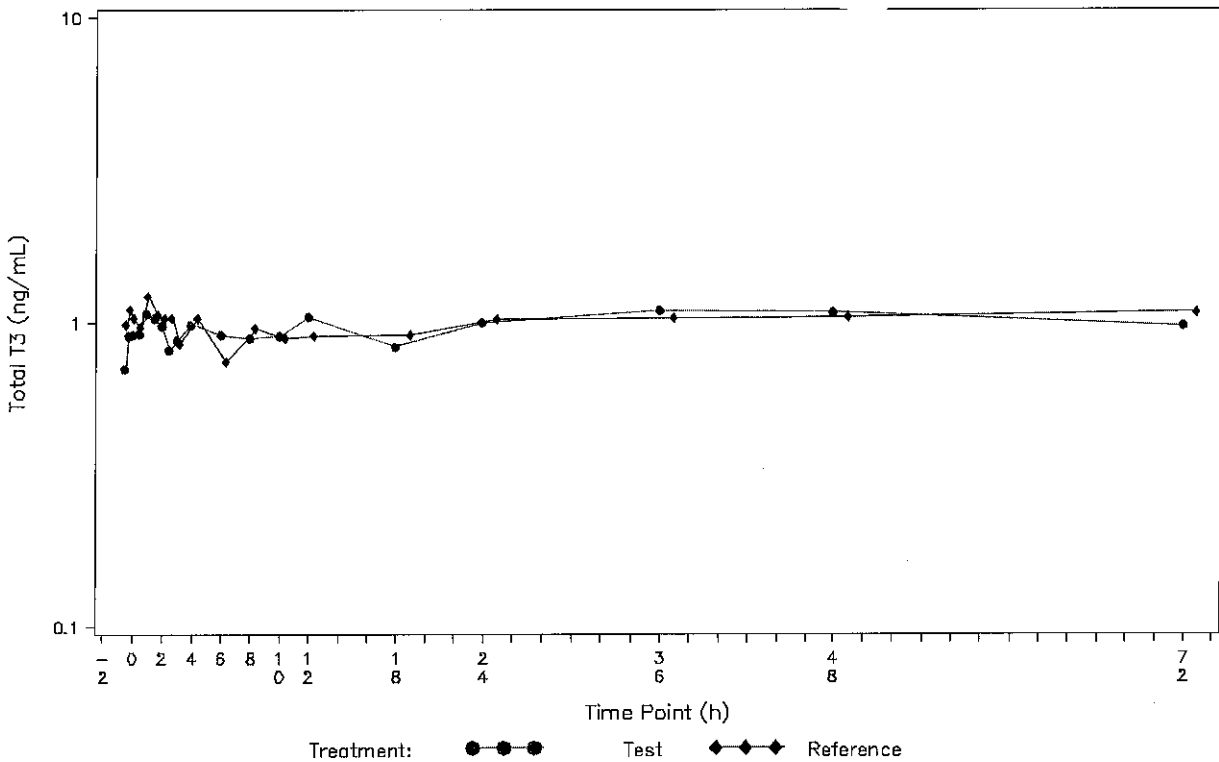


⊖: Subjects excluded from PK Population;
Test: 600 µg (3*200 µg tablets) levothyroxine new formulation.
Reference: 600 µg (3*200 µg tablets) levothyroxine old formulation.
Source: Table 16.2.5.3

/project24/ep/blinded/e210899_merc/stats/versioncontrol/primary/scripts/program/main/TFL programs/figures/Figure 15.4.2.12.sas

Figure 15.4.2.12 Concentration-Time Profiles: Individual Concentration versus Actual Time in Semi-Logarithmic Scale
(For Total T3 values) (Safety Population)

Subject ID/Random Number:



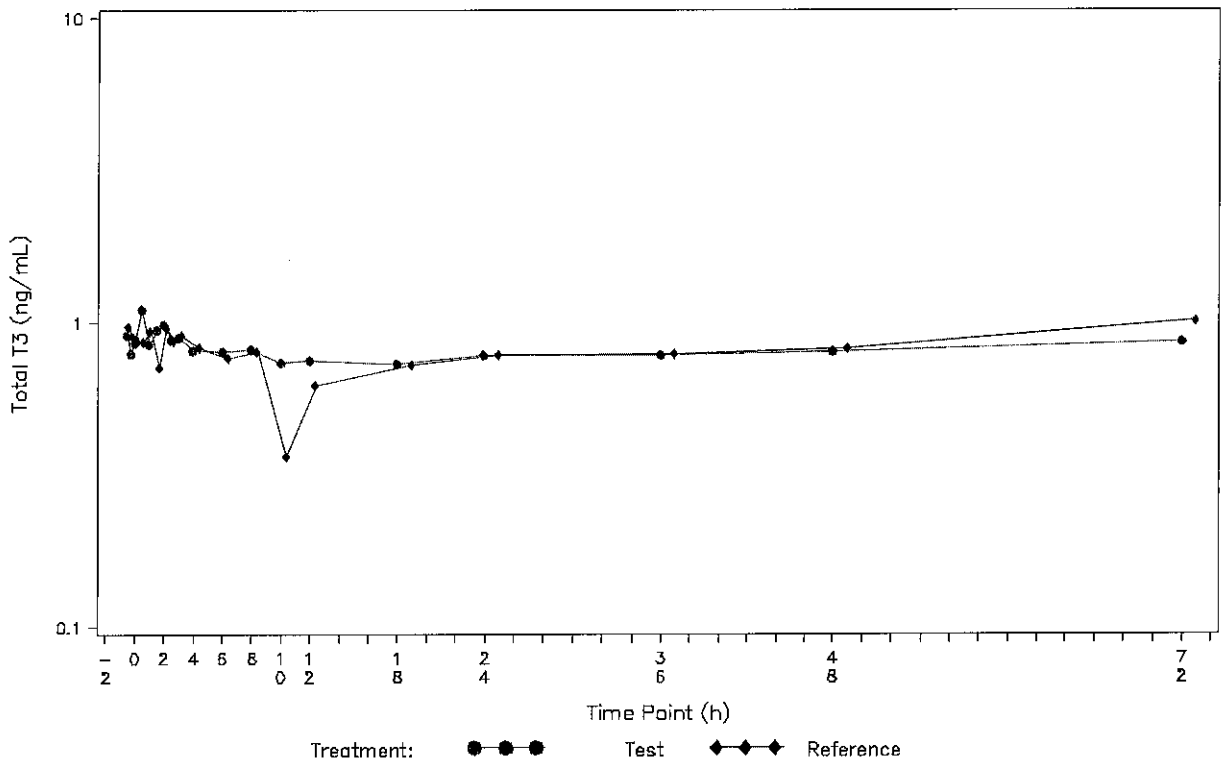
@:Subjects excluded from PK Population;
Test: 600 µg (3*200 µg tablets) levothyroxine new formulation.
Reference: 600 µg (3*200 µg tablets) levothyroxine old formulation.
Source: Table 16.2.5.3

/project24/ep/blinded/e210899_merc/stats/versioncontrol/primary/scripts/program/main/TFL programs/figures/figure
15.4.2.12.sas



Figure 15.4.2.12 Concentration-Time Profiles: Individual Concentration versus Actual Time in Semi-Logarithmic Scale (For Total T3 values) (Safety Population)

Subject ID/Random Number:



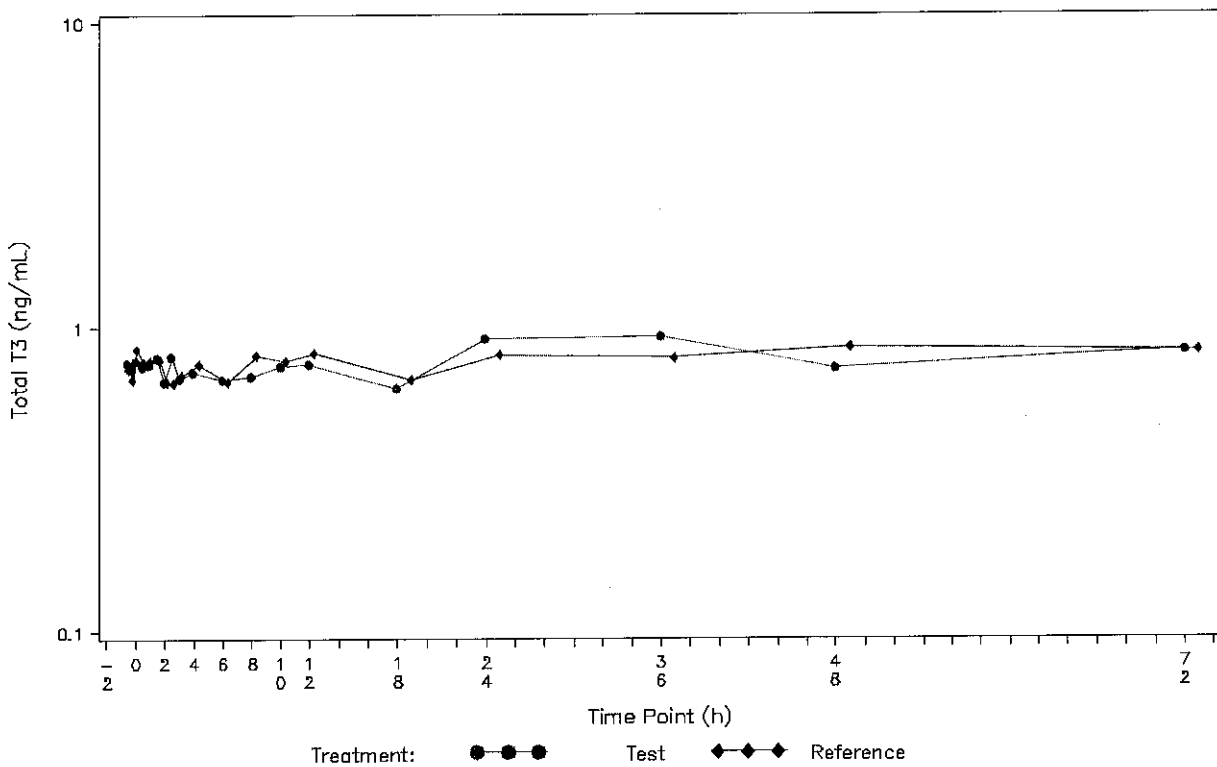
@:Subjects excluded from PK Population;
Test: 600 µg (3*200 µg tablets) levothyroxine new formulation.
Reference: 600 µg (3*200 µg tablets) levothyroxine old formulation.
Source: Table 16.2.5.3

/project24/ep/blinded/e210899_merc/stats/versioncontrol/primary/scripts/program/main/TFL programs/figures/figure
15.4.2.12.sas



Merck Serono
EMR 200125-001
Figure 15.4.2.12 Concentration-Time Profiles: Individual Concentration versus Actual Time in Semi-Logarithmic Scale
(For Total T3 values) (Safety Population)

Subject ID/Random Number: .



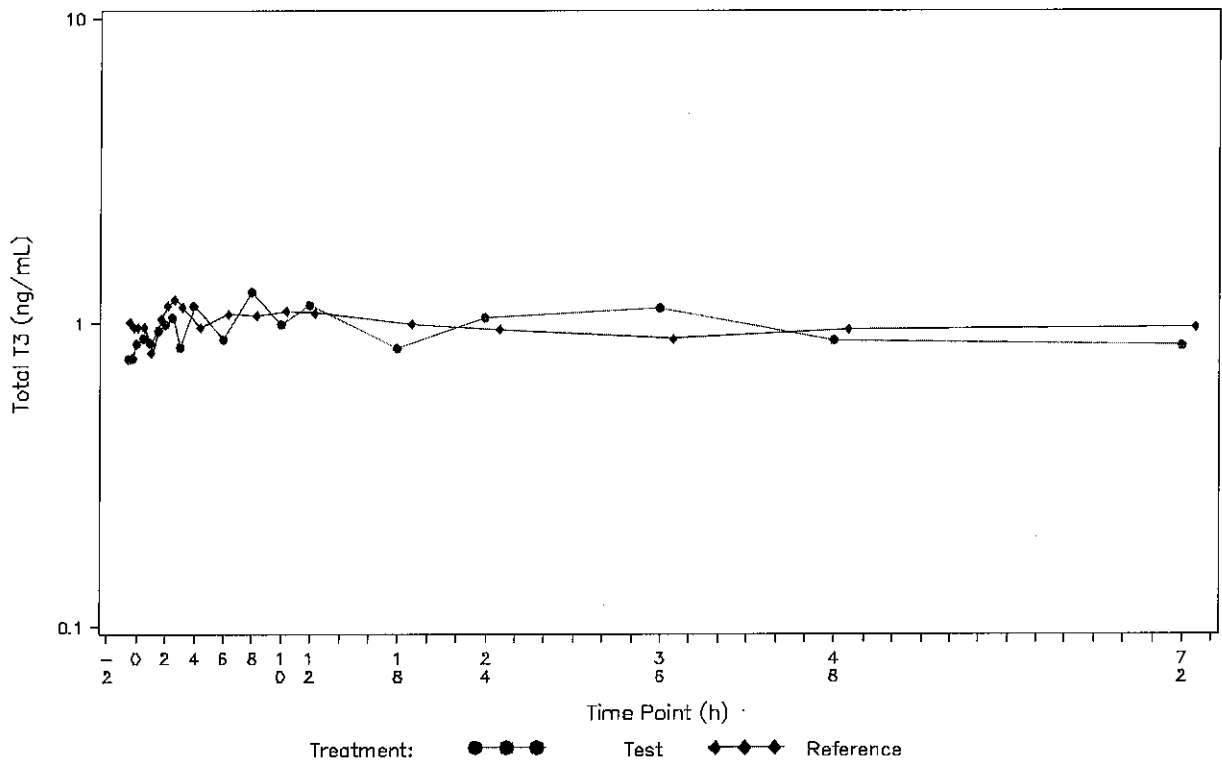
@:Subjects excluded from PK Population;
Test: 600 µg (3*200 µg tablets) levothyroxine new formulation.
Reference: 600 µg (3*200 µg tablets) levothyroxine old formulation.
Source: Table 16.2.5.3

/project24/ep/blinded/e210899_merc/stats/versioncontrol/primary/scripts/program/main/TFL programs/figures/figure
15.4.2.12.sas



Figure 15.4.2.12 Concentration-Time Profiles: Individual Concentration versus Actual Time in Semi-Logarithmic Scale (For Total T3 values) (Safety Population)

Subject ID/Random Number:



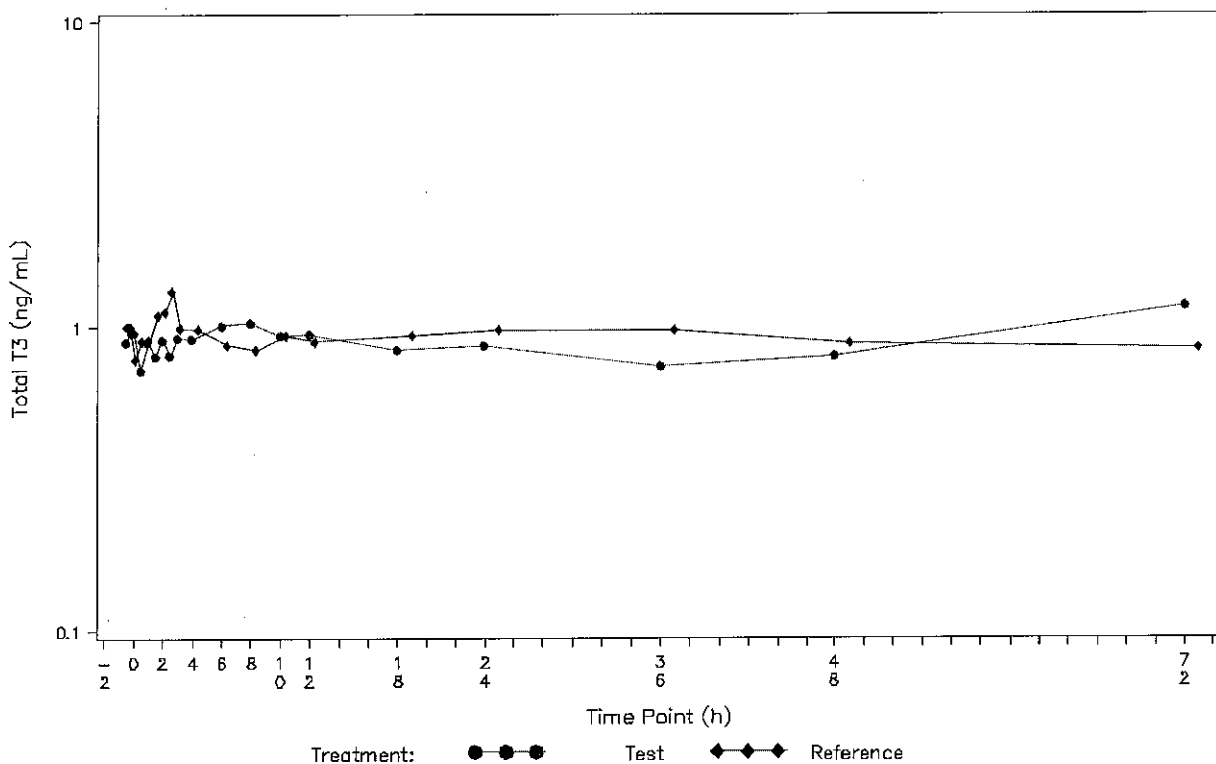
@:Subjects excluded from PK Population;
Test: 600 µg (3*200 µg tablets) levothyroxine new formulation.
Reference: 600 µg (3*200 µg tablets) levothyroxine old formulation.
Source: Table 16.2.5.3

/project24/ep/blinded/e210899_merc/stats/versioncontrol/primary/scripts/program/main/TFL programs/figures/figure
15.4.2.12.sas

Merck Serono
EMR 200125-001

Figure 15.4.2.12 Concentration-Time Profiles: Individual Concentration versus Actual Time in Semi-Logarithmic Scale
(For Total T3 values) (Safety Population)

Subject ID/Random Number:

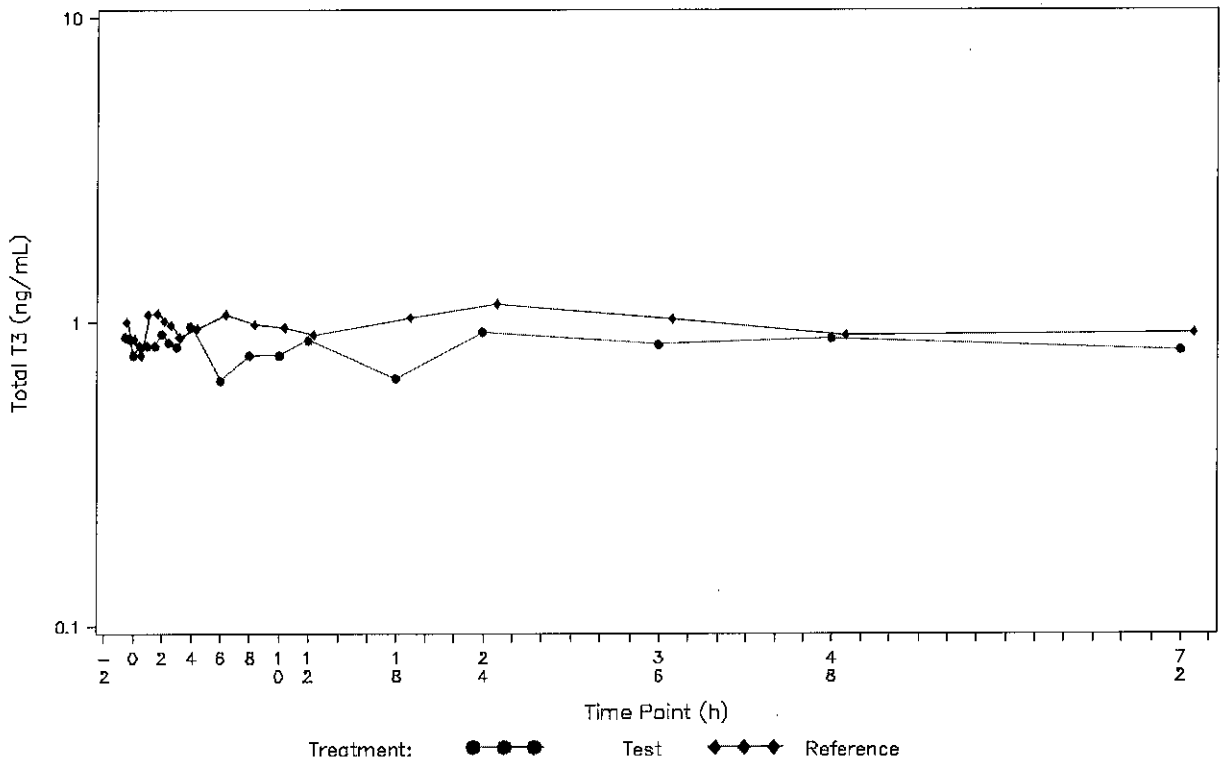


@:Subjects excluded from PK Population;
Test: 600 µg (3*200 µg tablets) levothyroxine new formulation.
Reference: 600 µg (3*200 µg tablets) levothyroxine old formulation.
Source: Table 16.2.5.3

/project24/ep/blinded/e210899_merc/stats/versioncontrol/primary/scripts/program/main/TFL programs/figures/figure
15.4.2.12.sas

Figure 15.4.2.12 Concentration-Time Profiles: Individual Concentration versus Actual Time in Semi-Logarithmic Scale (For Total T3 values) (Safety Population)

Subject ID/Random Number: -----



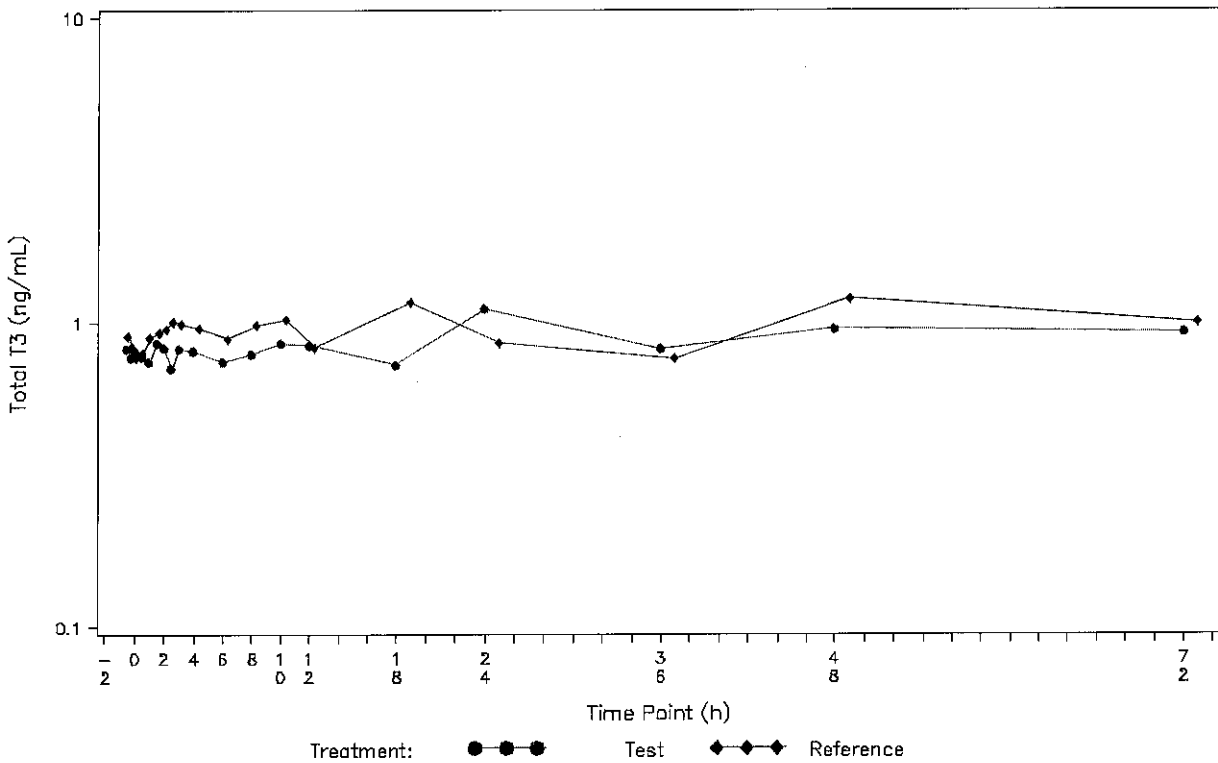
@:Subjects excluded from PK Population;
Test: 600 µg (3*200 µg tablets) levothyroxine new formulation.
Reference: 600 µg (3*200 µg tablets) levothyroxine old formulation.
Source: Table 16.2.5.3

/project24/ep/blinded/e210899_merc/stats/versioncontrol/primary/scripts/program/main/TFL programs/figures/figure
15.4.2.12.sas



Figure 15.4.2.12 Concentration-Time Profiles: Individual Concentration versus Actual Time in Semi-Logarithmic Scale (For Total T3 values) (Safety Population)

Subject ID/Random Number: .



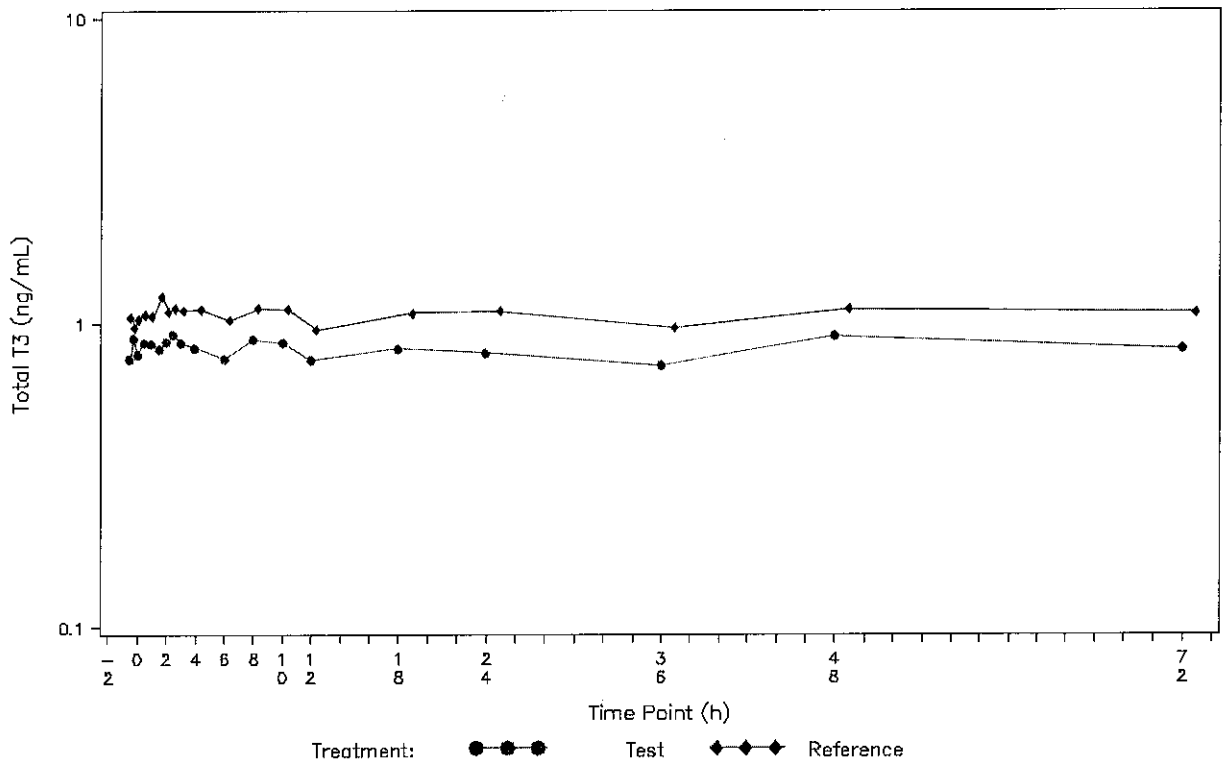
@:Subjects excluded from PK Population;
Test: 600 µg (3*200 µg tablets) levothyroxine new formulation.
Reference: 600 µg (3*200 µg tablets) levothyroxine old formulation.
Source: Table 16.2.5.3

/project24/ep/blinded/e210899_merc/stats/versioncontrol/primary/scripts/program/main/TFL programs/figures/figure
15.4.2.12.sas



Figure 15.4.2.12 Concentration-Time Profiles: Individual Concentration versus Actual Time in Semi-Logarithmic Scale
(For Total T3 values) (Safety Population)

Subject ID/Random Number:



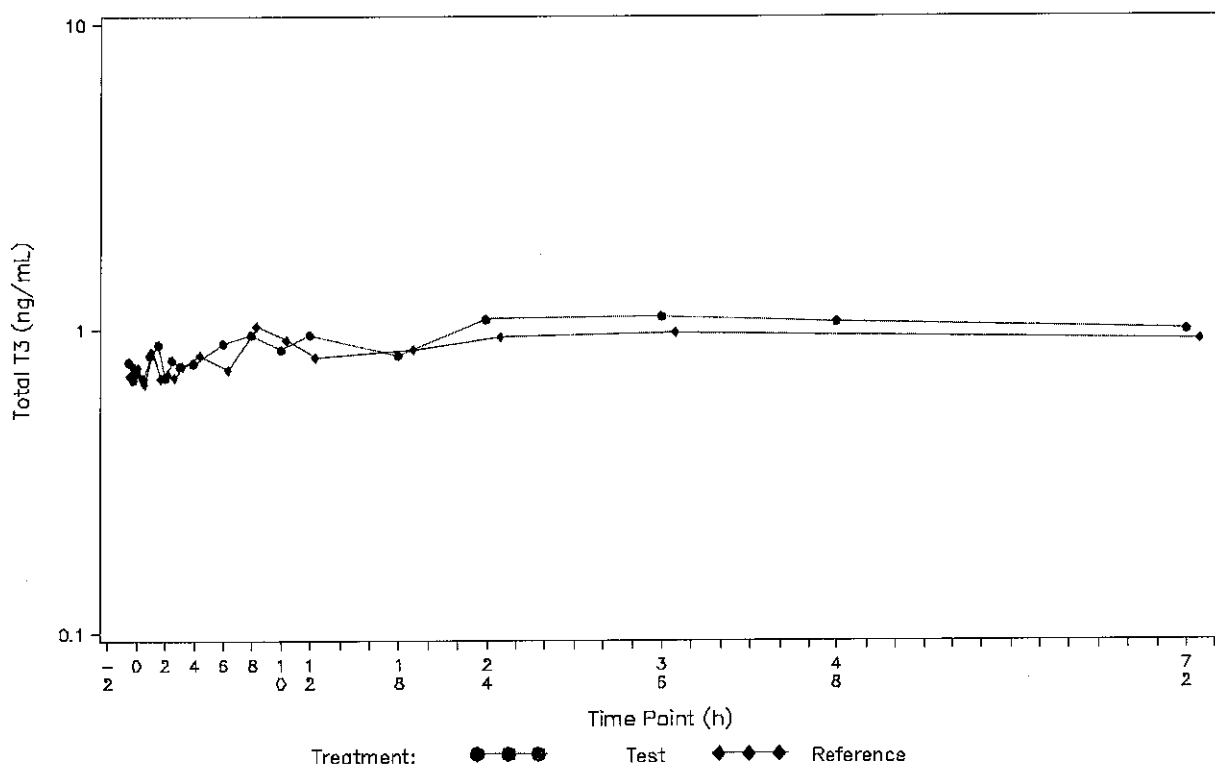
0: Subjects excluded from PK Population;
Test: 600 µg (3*200 µg tablets) levothyroxine new formulation.
Reference: 600 µg (3*200 µg tablets) levothyroxine old formulation.
Source: Table 16.2.5.3

/project24/ep/blinded/e210899_merc/stats/versioncontrol/primary/scripts/program/main/TFL programs/figures/figure
15.4.2.12.sas



Merck Serono
EMR 200125-001
Figure 15.4.2.12 Concentration-Time Profiles: Individual Concentration versus Actual Time in Semi-Logarithmic Scale
(For Total T3 values) (Safety Population)

Subject ID/Random Number:



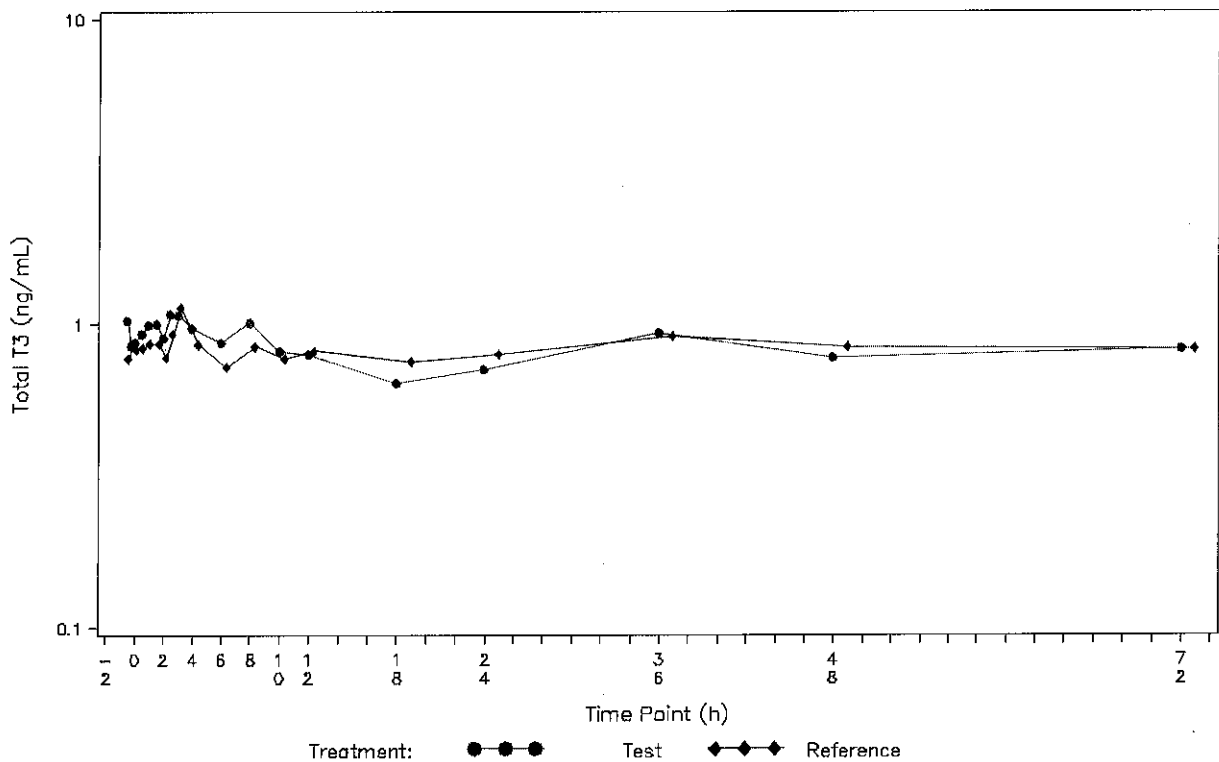
@:Subjects excluded from PK Population;
Test: 600 µg (3*200 µg tablets) levothyroxine new formulation.
Reference: 600 µg (3*200 µg tablets) levothyroxine old formulation.
Source: Table 16.2.5.3

/project24/ep/blinded/e210899_merc/stats/versioncontrol/primary/scripts/program/main/TFL programs/figures/figure
15.4.2.12.sas



Figure 15.4.2.12 Concentration-Time Profiles: Individual Concentration versus Actual Time in Semi-Logarithmic Scale
(For Total T3 values) (Safety Population)

Subject ID/Random Number:



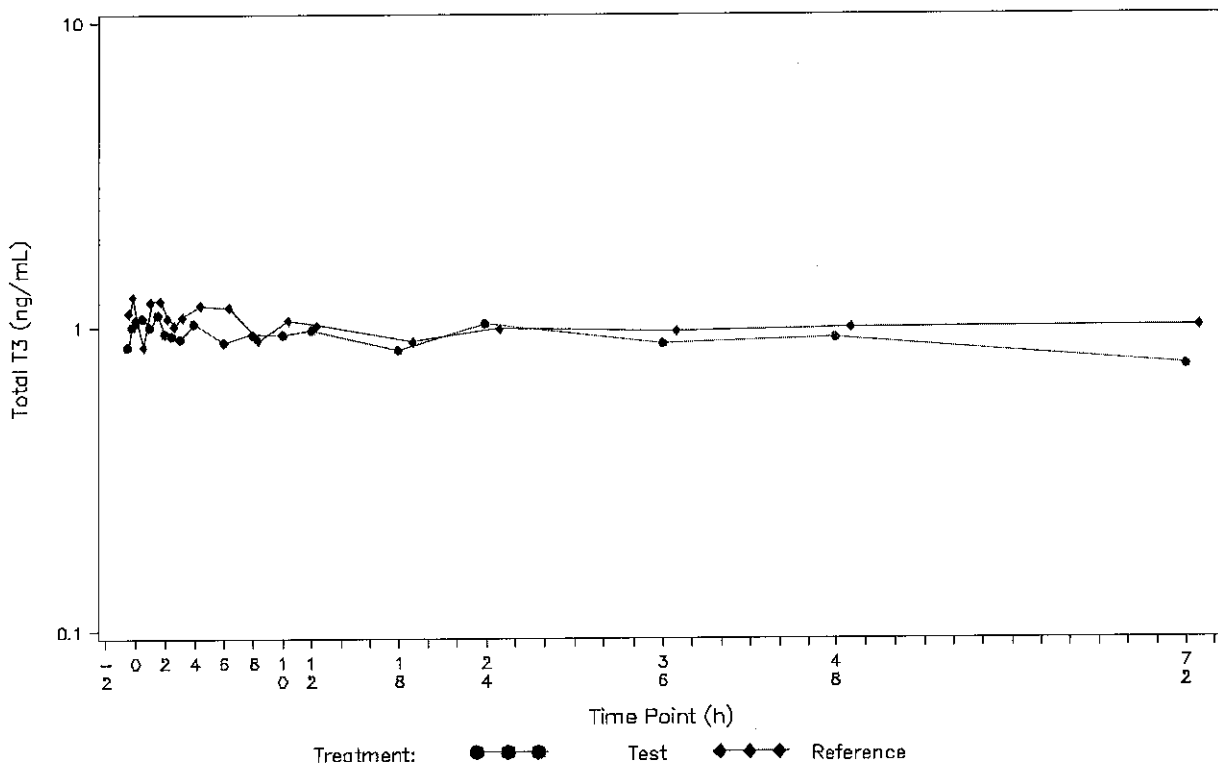
@:Subjects excluded from PK Population:
Test: 600 µg (3*200 µg tablets) levothyroxine new formulation.
Reference: 600 µg (3*200 µg tablets) levothyroxine old formulation.
Source: Table 16.2.5.3

/project24/ep/blinded/e210899_merc/stats/versioncontrol/primary/scripts/program/main/TFL programs/Figures/Figure
15.4.2.12.sas



Merck Serono
EMR 200125-001
Figure 15.4.2.12 Concentration-Time Profiles: Individual Concentration versus Actual Time in Semi-Logarithmic Scale
(For Total T3 values) (Safety Population)

Subject ID/Random Number:

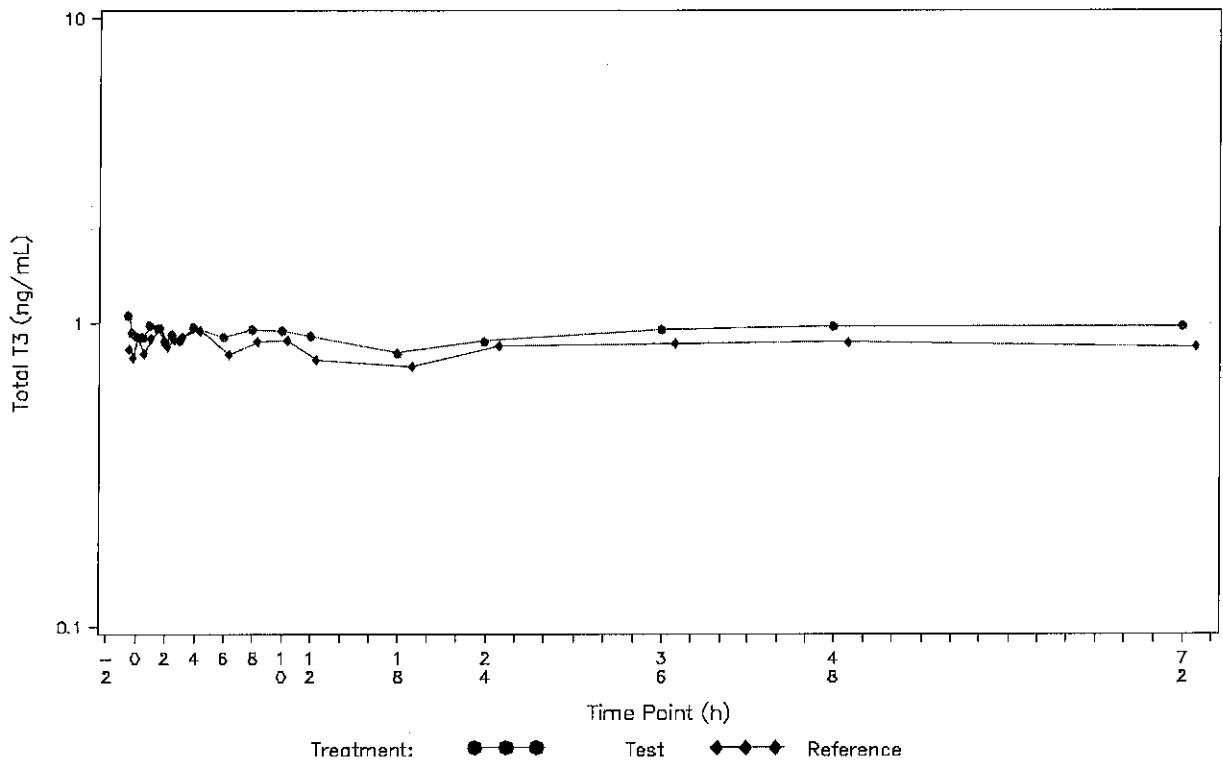


@:Subjects excluded from PK Population;
Test: 600 µg (3*200 µg tablets) levothyroxine new formulation.
Reference: 600 µg (3*200 µg tablets) levothyroxine old formulation.
Source: Table 16.2.5.3

/project24/ep/blinded/e210899_merc/stats/versioncontrol/primary/scripts/program/main/TFL programs/figures/figure
15.4.2.12.sas

Figure 15.4.2.12 Concentration-Time Profiles: Individual Concentration versus Actual Time in Semi-Logarithmic Scale (For Total T3 values) (Safety Population)

Subject ID/Random Number: .



@:Subjects excluded from PK Population;
Test: 600 µg (3*200 µg tablets) levothyroxine new formulation.
Reference: 600 µg (3*200 µg tablets) levothyroxine old formulation.
Source: Table 16.2.5.3

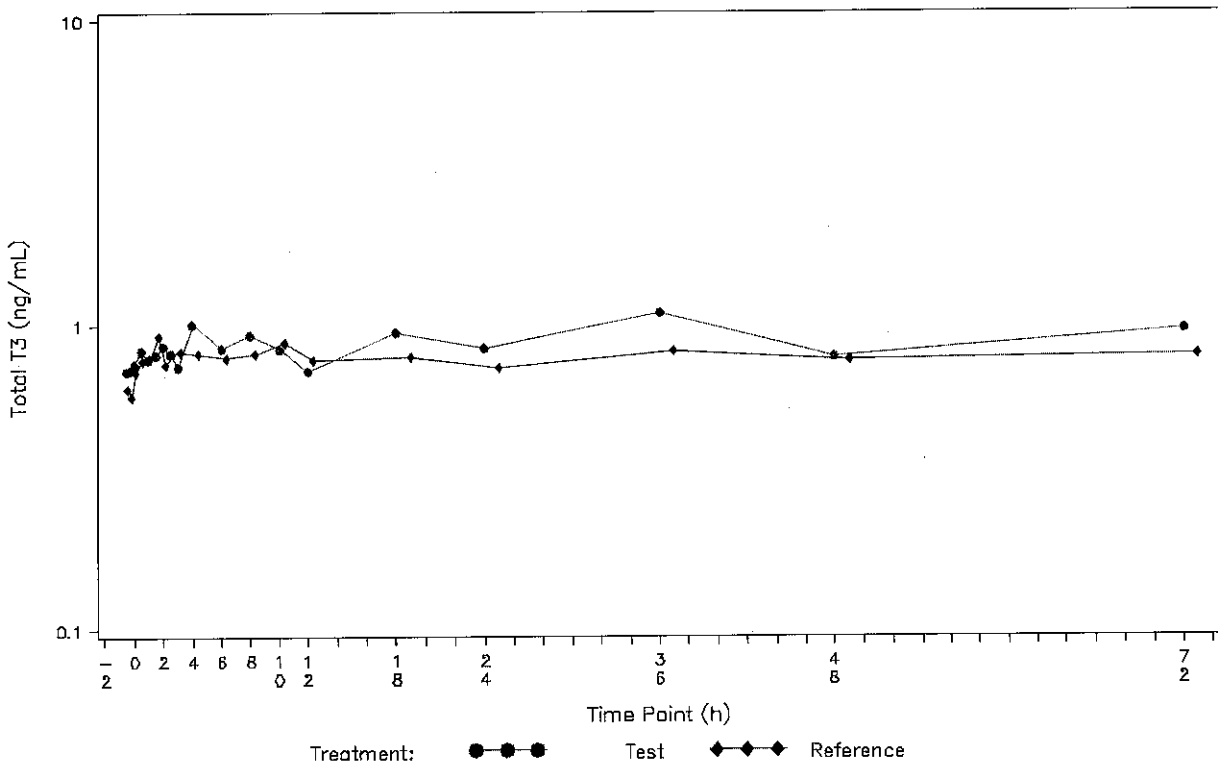
/project24/ep/blinded/e210899_merc/stats/versioncontrol/primary/scripts/program/main/TFL programs/figures/figure
15.4.2.12.sas



Merck Serono
EMR 200125-001

Figure 15.4.2.12 Concentration-Time Profiles: Individual Concentration versus Actual Time in Semi-Logarithmic Scale
(For Total T3 values) (Safety Population)

Subject ID/Random Number:



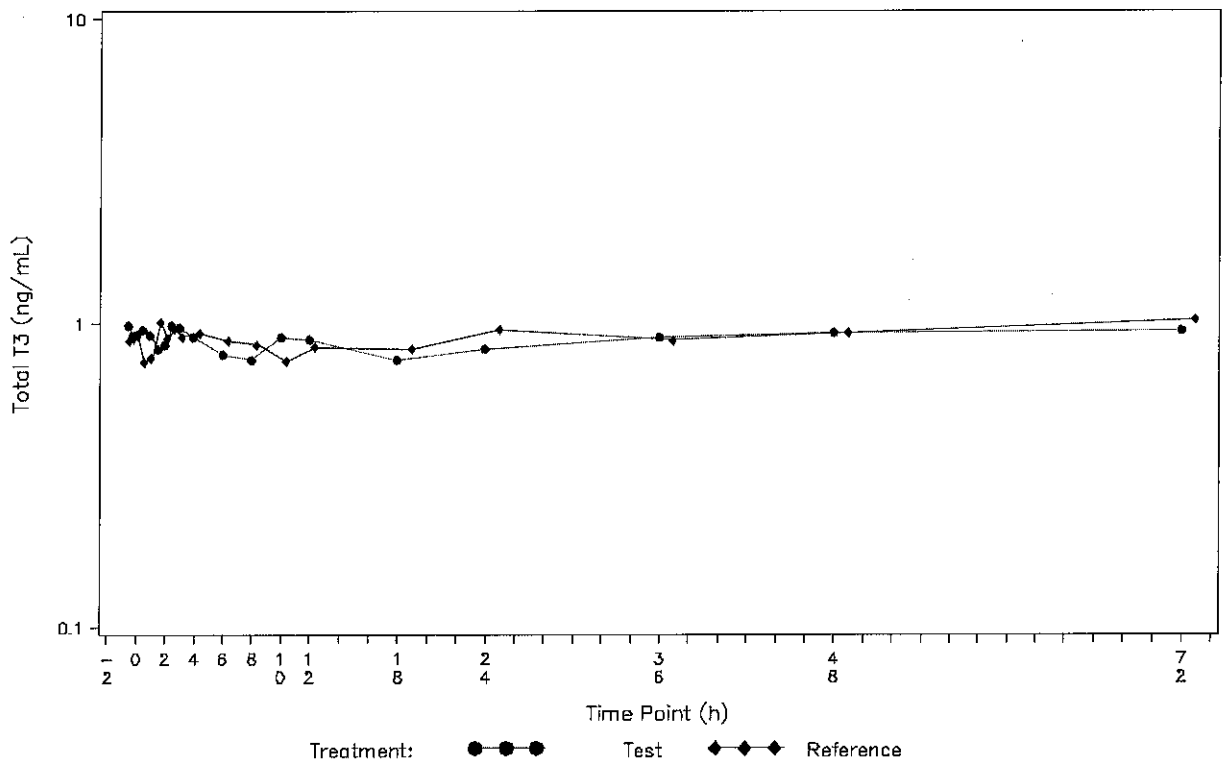
@:Subjects excluded from PK Population;
Test: 600 µg (3*200 µg tablets) levothyroxine new formulation.
Reference: 600 µg (3*200 µg tablets) levothyroxine old formulation.
Source: Table 16.2.5.3

/project24/ep/blinded/e210899_merc/stats/versioncontrol/primary/scripts/program/main/TFL programs/figures/figure
15.4.2.12.sas



Figure 15.4.2.12 Concentration-Time Profiles: Individual Concentration versus Actual Time in Semi-Logarithmic Scale (For Total T3 values) (Safety Population)

Subject ID/Random Number:

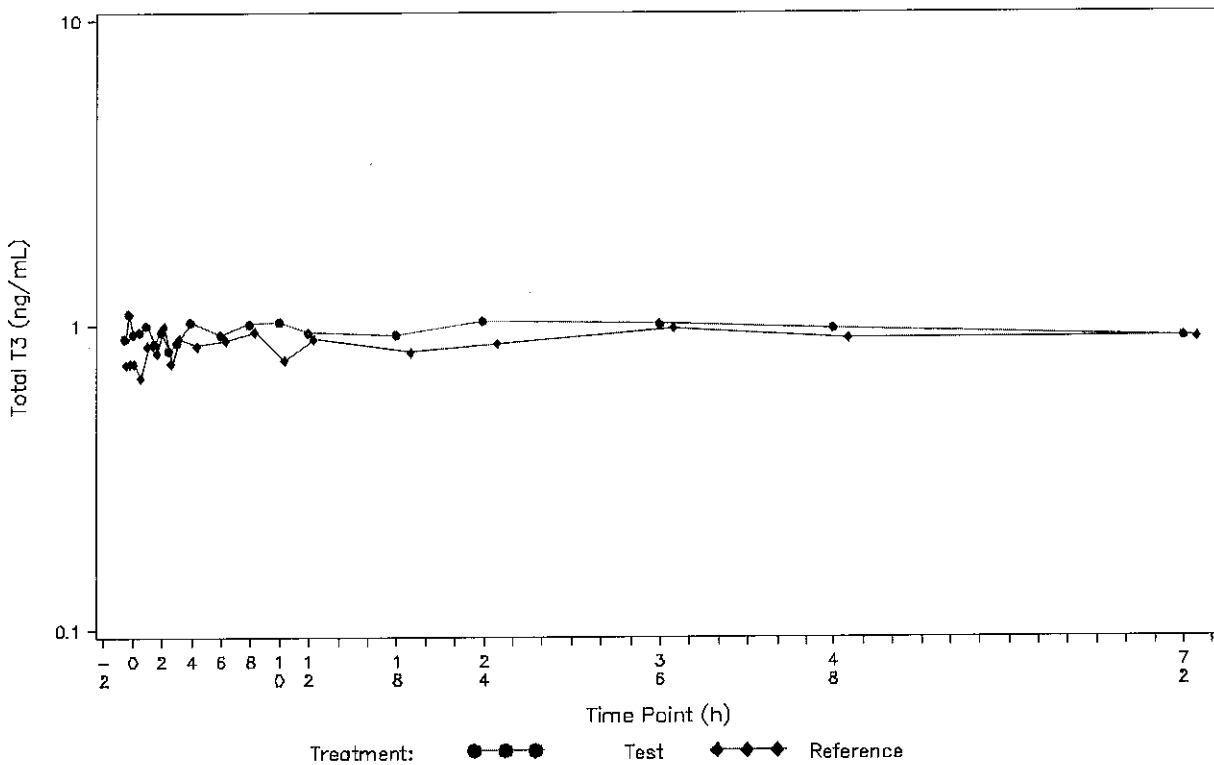


@:Subjects excluded from PK Population;
Test: 600 µg (3*200 µg tablets) levothyroxine new formulation.
Reference: 600 µg (3*200 µg tablets) levothyroxine old formulation.
Source: Table 16.2.5.3

/project24/ep/blinded/e210899_merc/stats/versioncontrol/primary/scripts/program/main/TFL programs/figures/figure
15.4.2.12.sas

Figure 15.4.2.12 Concentration-Time Profiles: Individual Concentration versus Actual Time in Semi-Logarithmic Scale
(For Total T3 values) (Safety Population)

Subject ID/Random Number:

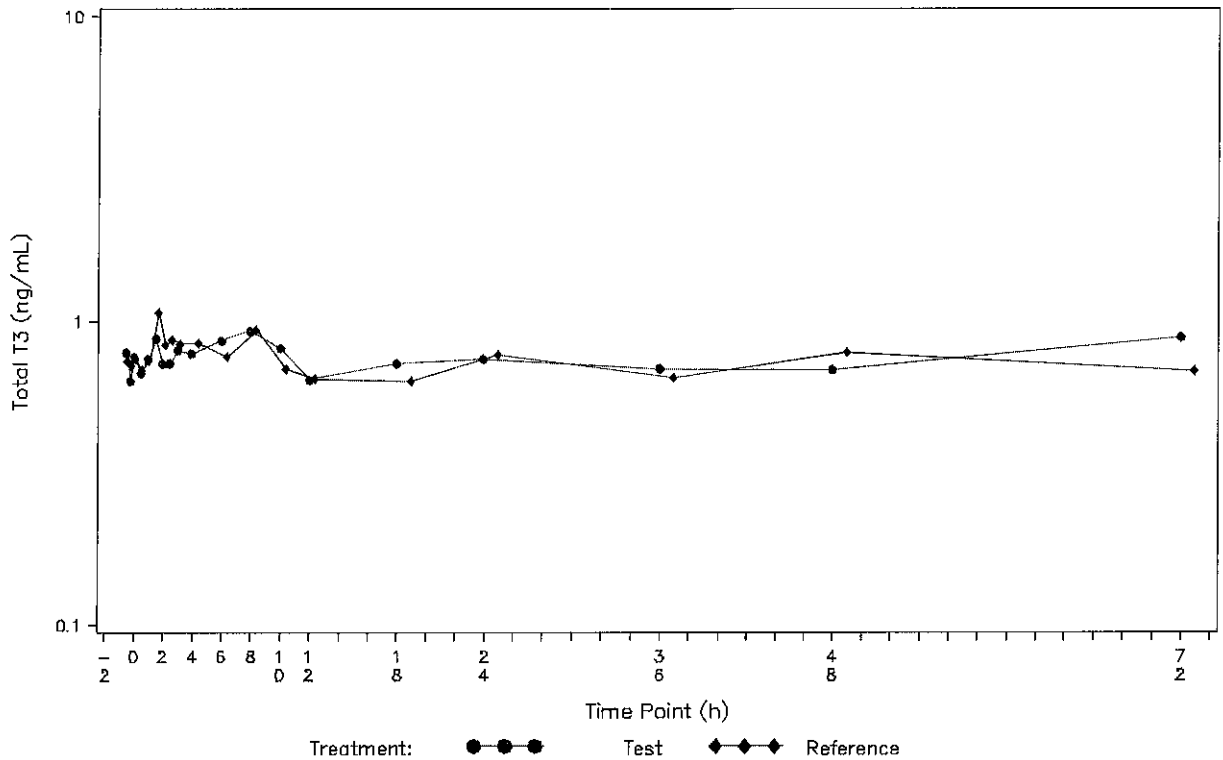


@:Subjects excluded from PK Population;
Test: 600 µg (3*200 µg tablets) levothyroxine new formulation.
Reference: 600 µg (3*200 µg tablets) levothyroxine old formulation.
Source: Table 16.2.5.3

/project24/ep/blinded/e210899_merc/stats/versioncontrol/primary/scripts/program/main/TFL programs/figures/figure
15.4.2.12.sas

Figure 15.4.2.12 Concentration-Time Profiles: Individual Concentration versus Actual Time in Semi-Logarithmic Scale
(For Total T3 values) (Safety Population)

Subject ID/Random Number:



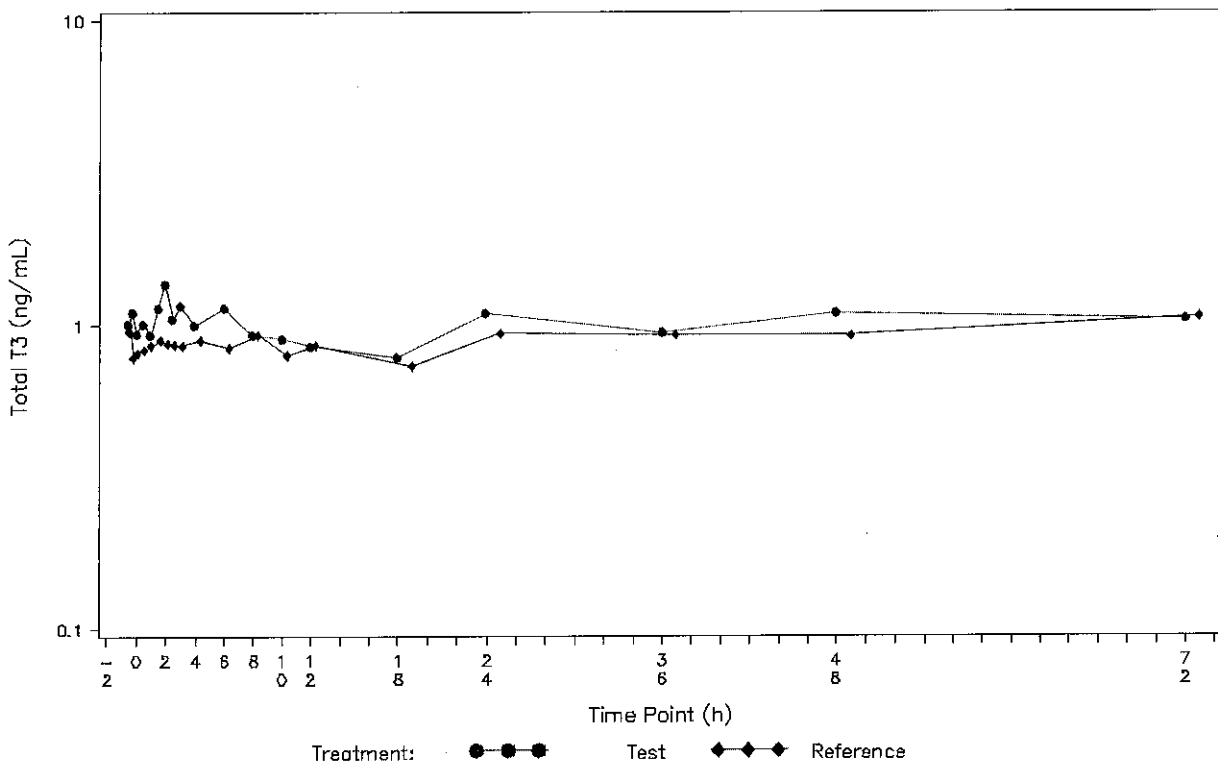
@:Subjects excluded from PK Population;
Test: 600 µg (3*200 µg tablets) levothyroxine new formulation.
Reference: 600 µg (3*200 µg tablets) levothyroxine old formulation.
Source: Table 16.C.5.3

/project24/ep/blinded/e210899_merc/stats/versioncontrol/primary/scripts/program/main/TFL programs/figures/figure
15.4.2.12.sas



Figure 15.4.2.12 Concentration-Time Profiles: Individual Concentration versus Actual Time in Semi-Logarithmic Scale (For Total T3 values) (Safety Population)

Subject ID/Random Number:



@:Subjects excluded from PK Population;
Test: 600 µg (3*200 µg tablets) levothyroxine new formulation.
Reference: 600 µg (3*200 µg tablets) levothyroxine old formulation.
Source: Table 16.2.5.3

/project24/ep/blinded/e210899_merc/stats/versioncontrol/primary/scripts/program/main/TFL programs/figures/figure
15.4.2.12.sas



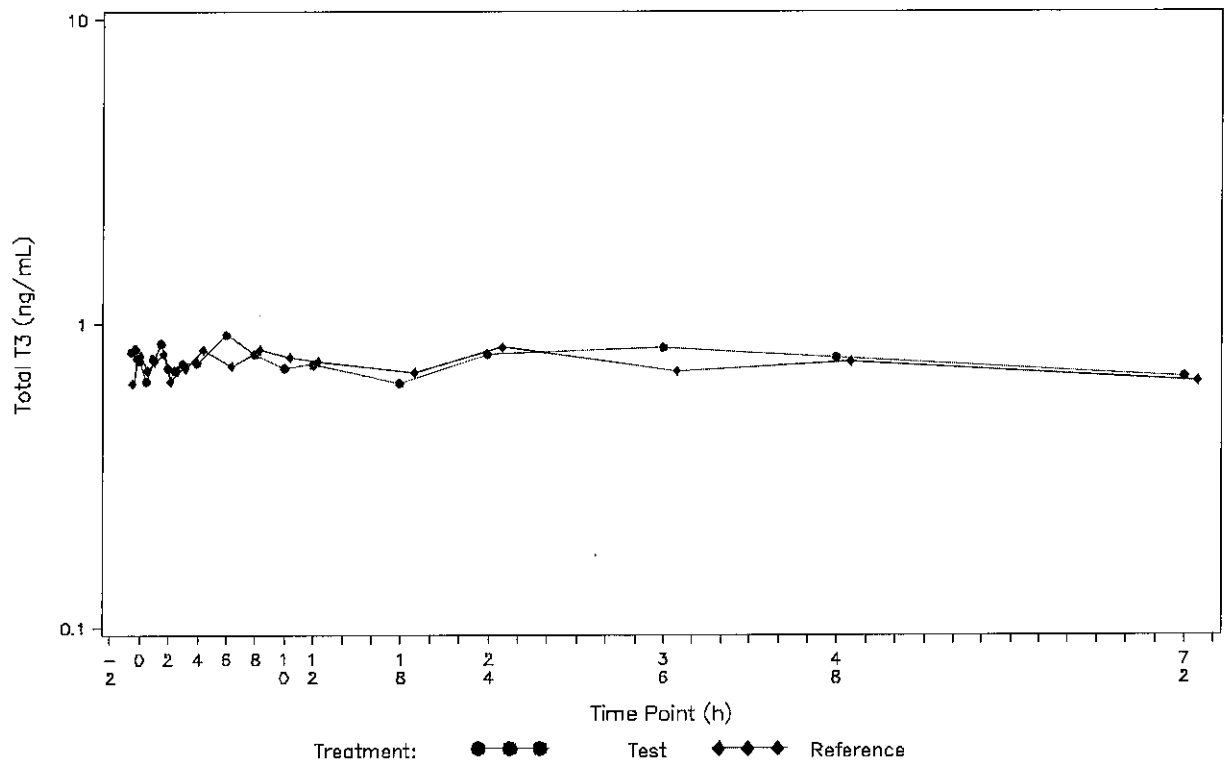
**Levothyroxine
EMR 200125-001**

Merck Serono
EMR 200125-001

Confidential

Figure 15.4.2.12 Concentration-Time Profiles: Individual Concentration versus Actual Time in Semi-Logarithmic Scale (For Total T3 values) (Safety Population)

Subject ID/Random Number:



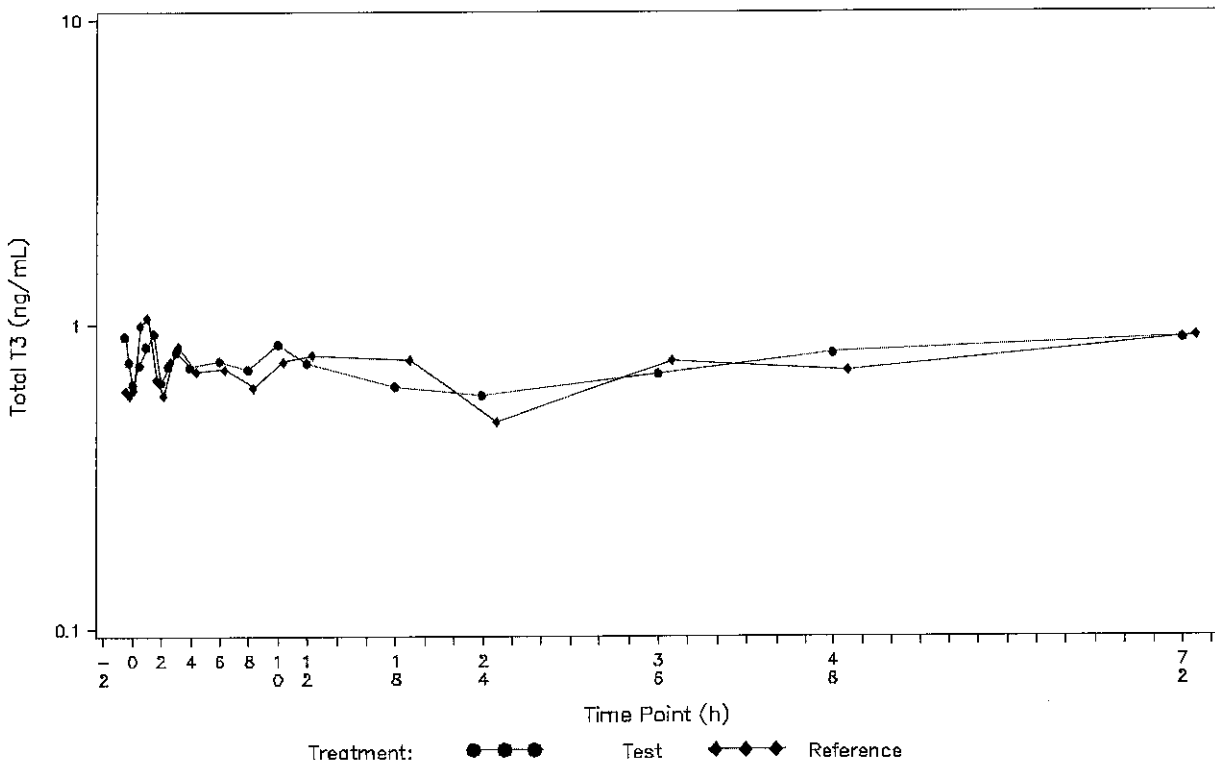
@:Subjects excluded from PK Population;
 Test: 600 µg (3*200 µg tablets) levothyroxine new formulation.
 Reference: 600 µg (3*200 µg tablets) levothyroxine old formulation.
 Source: Table 16.2.5.3

/project24/ep/blinded/e210899_merc/stats/versioncontrol/primary/scripts/program/main/TFL programs/figures/figure
 15.4.2.12.sas



Figure 15.4.2.12 Concentration-Time Profiles: Individual Concentration versus Actual Time in Semi-Logarithmic Scale (For Total T3 values) (Safety Population)

Subject ID/Random Number:



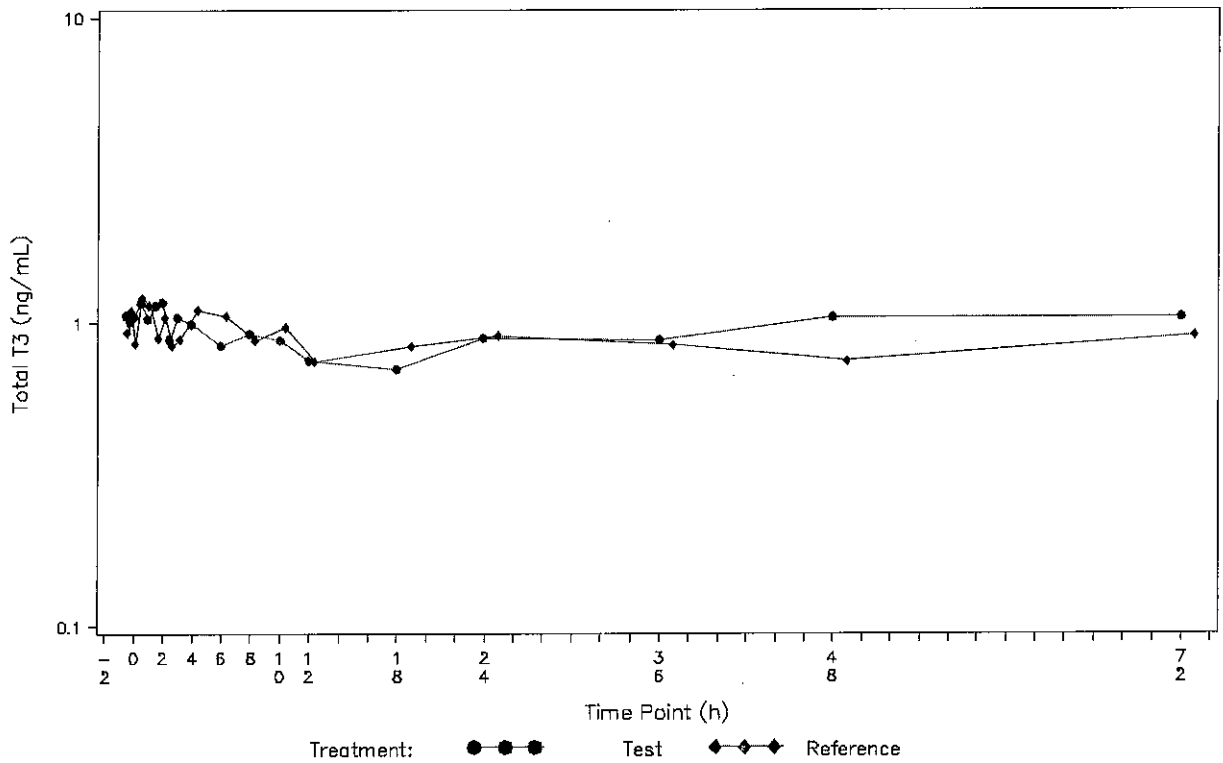
@:Subjects excluded from PK Population;
Test: 600 µg (3*200 µg tablets) levothyroxine new formulation.
Reference: 600 µg (3*200 µg tablets) levothyroxine old formulation.
Source: Table 16.2.5.3

/project24/ep/blinded/e210899_merc/stats/versioncontrol/primary/scripts/program/main/TFL programs/figures/figure
15.4.2.12.sas



Figure 15.4.2.12 Concentration-Time Profiles: Individual Concentration versus Actual Time in Semi-Logarithmic Scale
(For Total T3 values) (Safety Population)

Subject ID/Random Number:

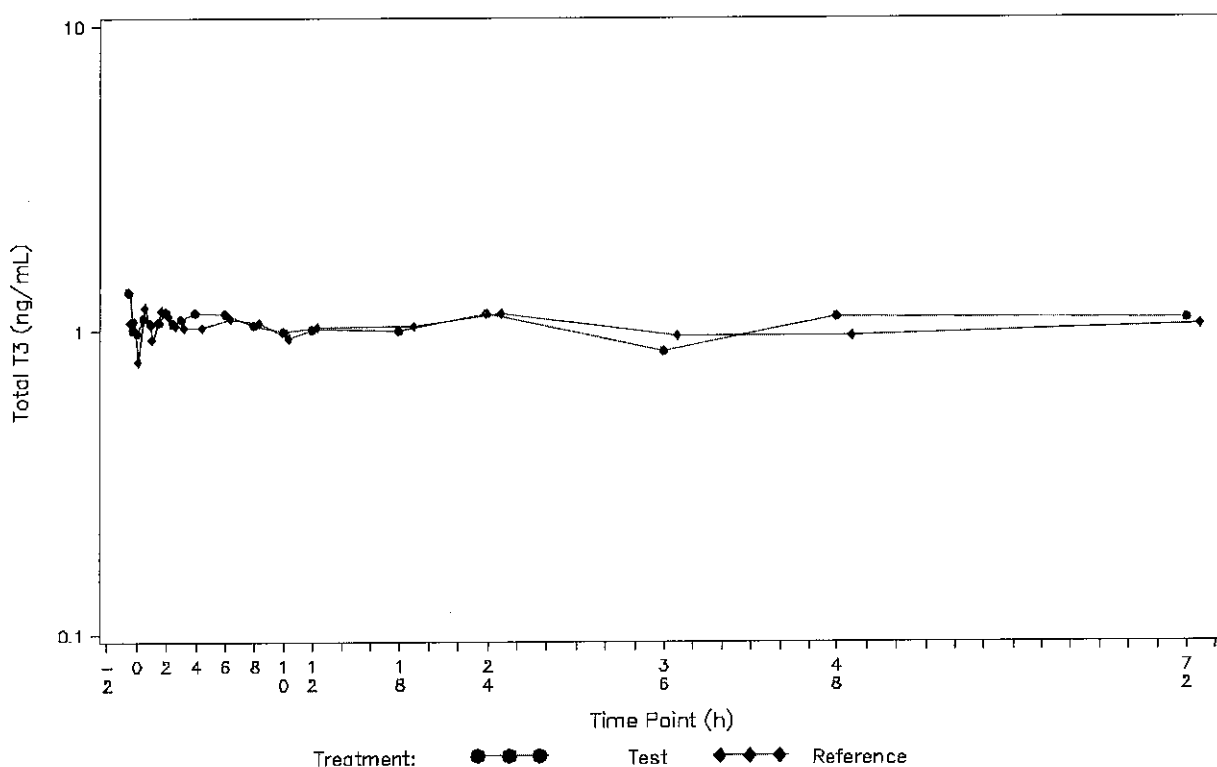


0: Subjects excluded from PK Population;
Test: 600 µg (3*200 µg tablets) levothyroxine new formulation.
Reference: 600 µg (3*200 µg tablets) levothyroxine old formulation.
Source: Table 16.2.5.3

/project24/ep/blinded/e210899_merc/stats/versioncontrol/primary/scripts/program/main/TFL programs/Figures/Figure
15.4.2.12.sas

Figure 15.4.2.12 Concentration-Time Profiles: Individual Concentration versus Actual Time in Semi-Logarithmic Scale (For Total T3 values) (Safety Population)

Subject ID/Random Number:



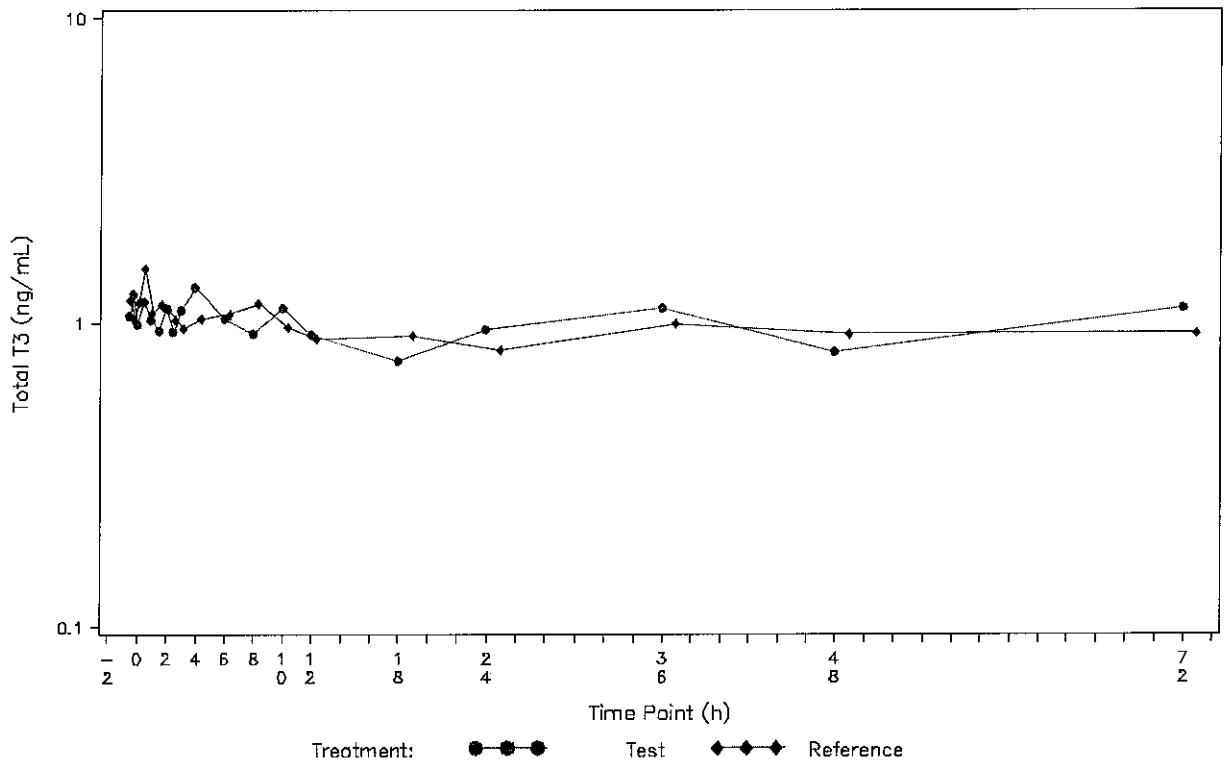
@:Subjects excluded from PK Population;
Test: 600 µg (3*200 µg tablets) levothyroxine new formulation.
Reference: 600 µg (3*200 µg tablets) levothyroxine old formulation.
Source: Table 16.2.5.3

/project24/ep/blinded/e210899_merc/stats/versioncontrol/primary/scripts/program/main/TFL programs/figures/figure
15.4.2.12.sas



Figure 15.4.2.12 Concentration-Time Profiles: Individual Concentration versus Actual Time in Semi-Logarithmic Scale (For Total T3 values) (Safety Population)

Subject ID/Random Number:



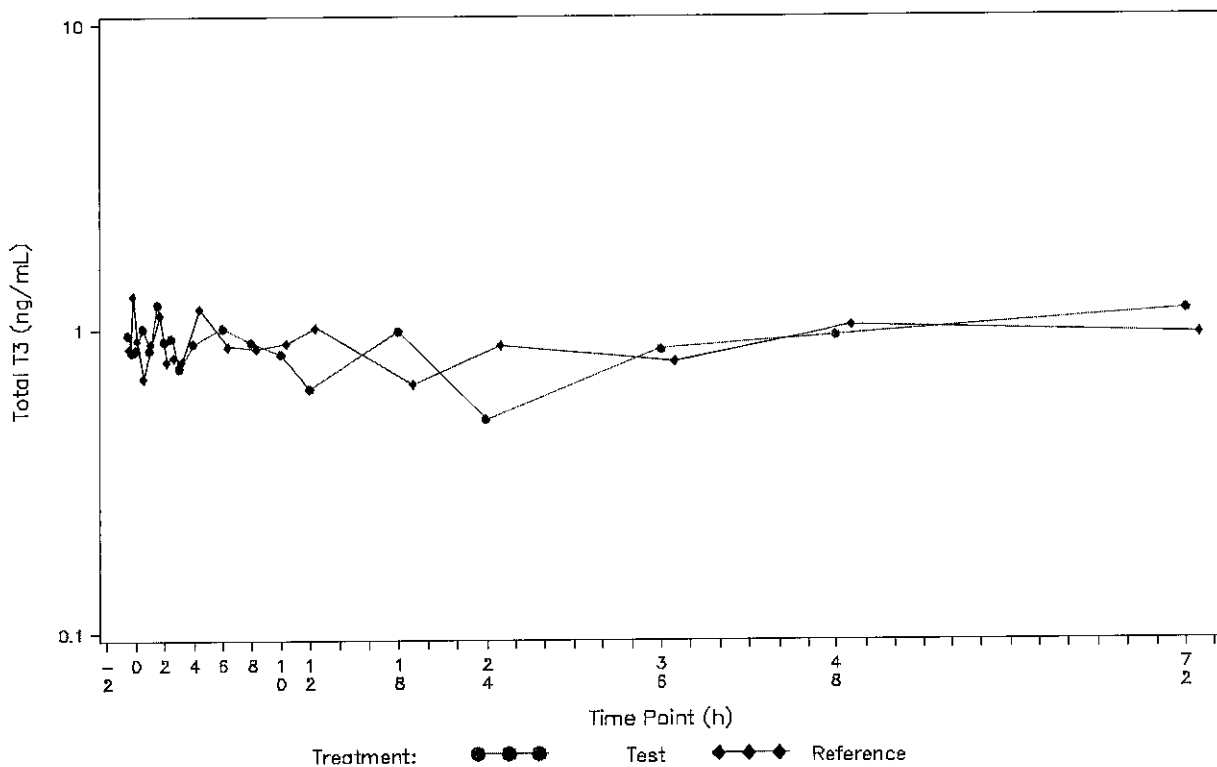
@:Subjects excluded from PK Population;
Test: 600 µg (3*200 µg tablets) levothyroxine new formulation.
Reference: 600 µg (3*200 µg tablets) levothyroxine old formulation.
Source: Table 16.2.5.3

/project24/ep/blinded/e210899_merc/stats/versioncontrol/primary/scripts/program/main/TFL programs/figures/figure
15.4.2.12.sas



Merck Serono
EMR 200125-001
Figure 15.4.2.12 Concentration-Time Profiles: Individual Concentration versus Actual Time in Semi-Logarithmic Scale
(For Total T3 values) (Safety Population)

Subject ID/Random Number:

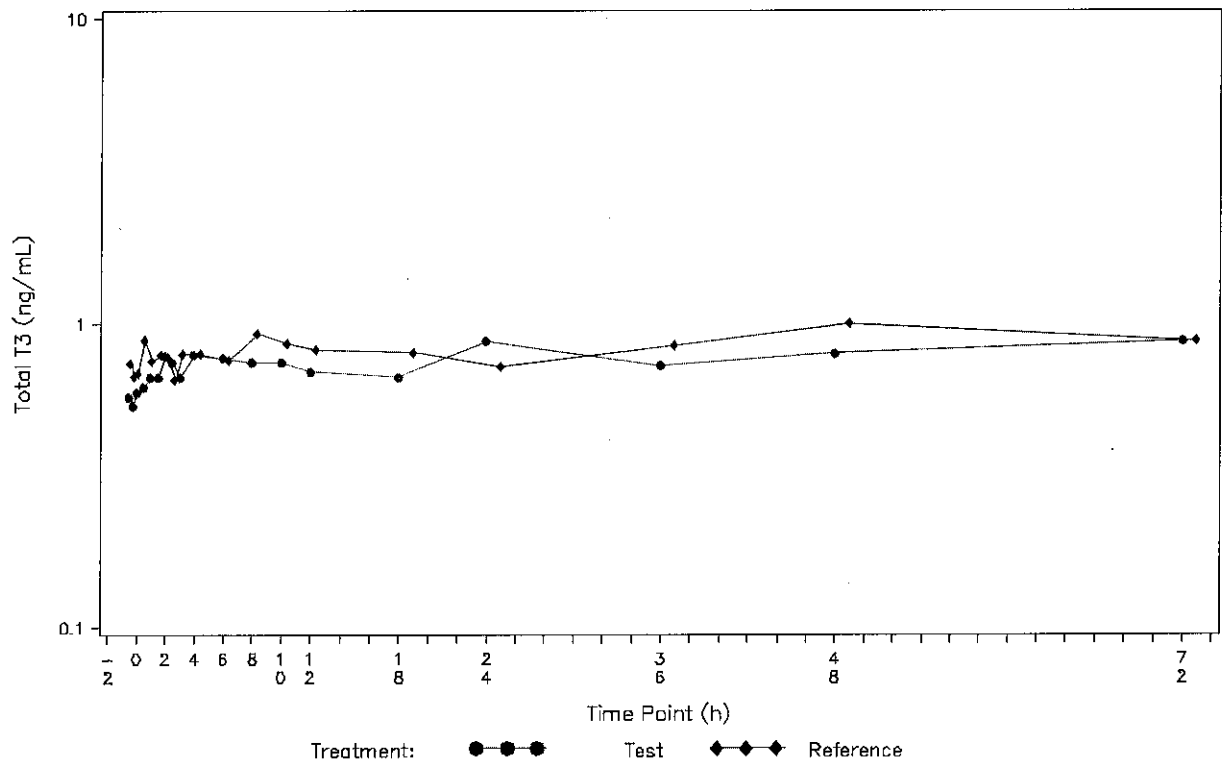


@:Subjects excluded from PK Population;
Test: 600 µg (3*200 µg tablets) levothyroxine new formulation.
Reference: 600 µg (3*200 µg tablets) levothyroxine old formulation.
Source: Table 16.2.5.3

/project24/ep/blinded/e210899_merc/stats/versioncontrol/primary/scripts/program/main/TFL programs/figures/figure
15.4.2.12.sas

Figure 15.4.2.12 Concentration-Time Profiles: Individual Concentration versus Actual Time in Semi-Logarithmic Scale (For Total T3 values) (Safety Population)

Subject ID/Random Number:



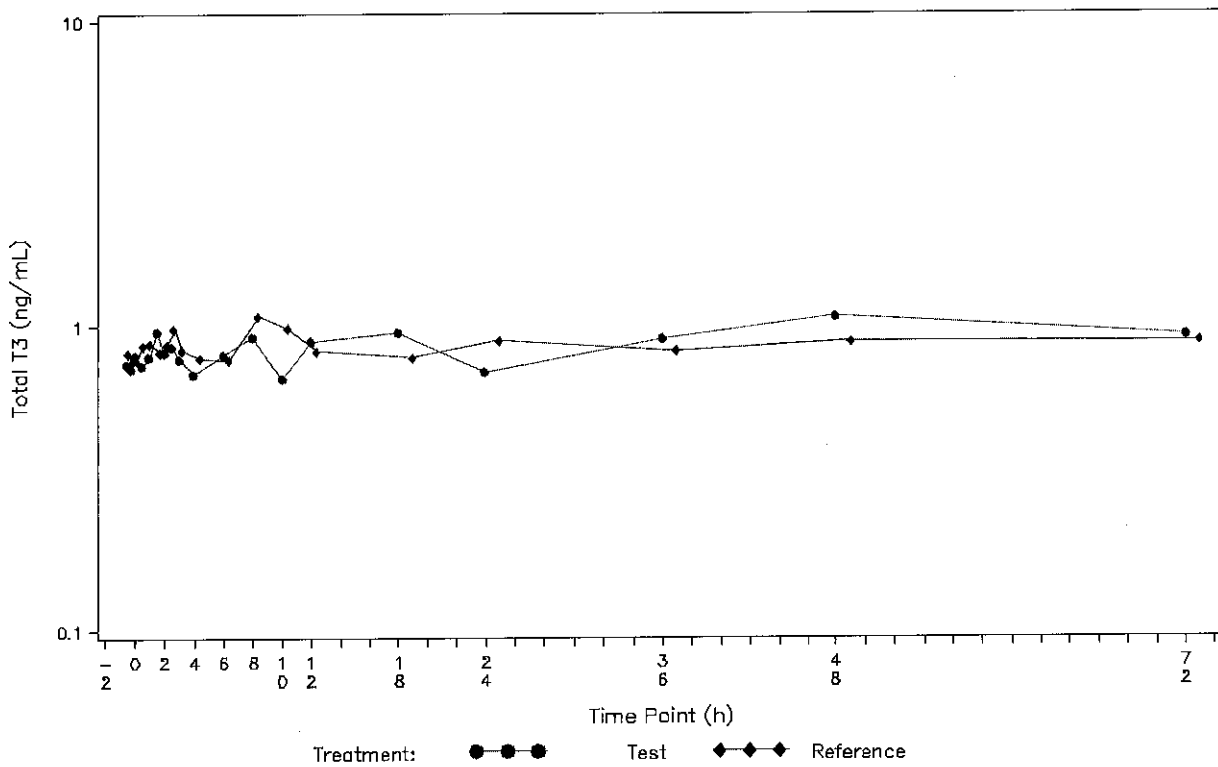
@:Subjects excluded from PK Population;
Test: 600 µg (3*200 µg tablets) levothyroxine new formulation.
Reference: 600 µg (3*200 µg tablets) levothyroxine old formulation.
Source: Table 16.2.5.3

/project24/ep/blinded/e210899_merc/stats/versioncontrol/primary/scripts/program/main/TFL programs/figures/figure
15.4.2.12.sas



Figure 15.4.2.12 Concentration-Time Profiles: Individual Concentration versus Actual Time in Semi-Logarithmic Scale
(For Total T3 values) (Safety Population)

Subject ID/Random Number: .

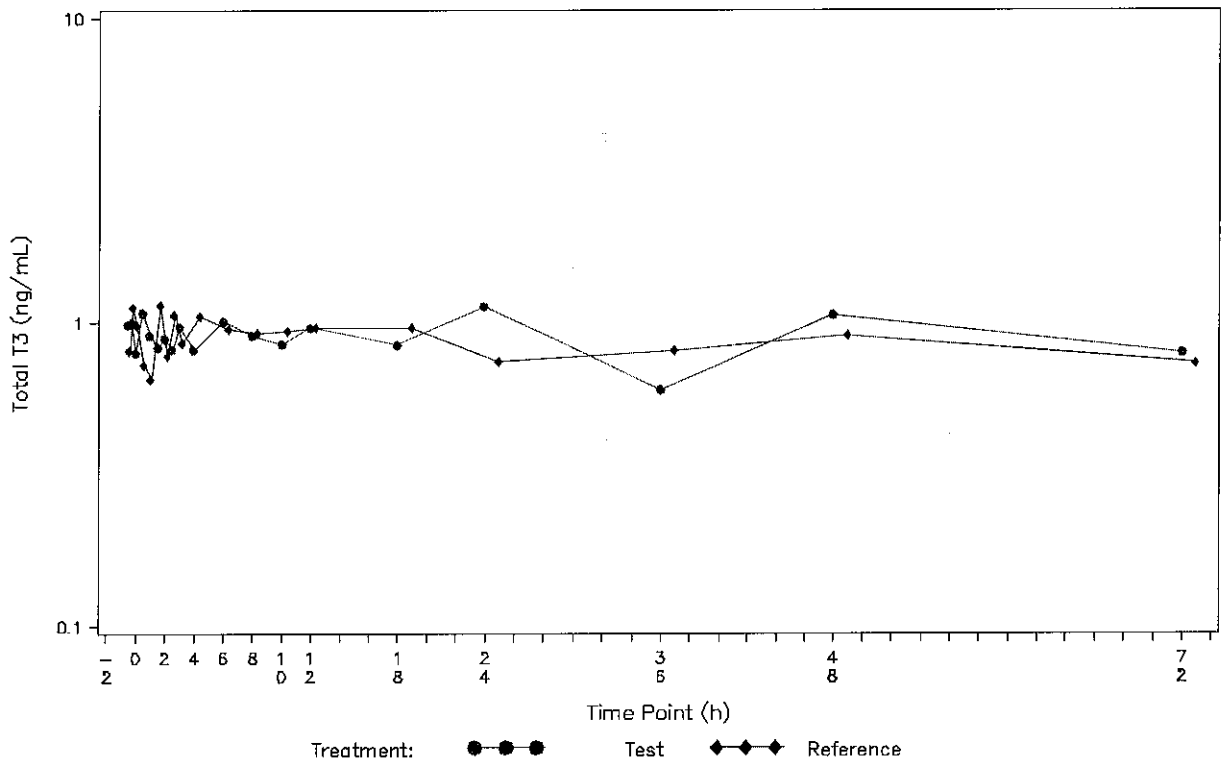


@:Subjects excluded from PK Population;
Test: 600 µg (3*200 µg tablets) levothyroxine new formulation.
Reference: 600 µg (3*200 µg tablets) levothyroxine old formulation.
Source: Table 16.2.5.3

/project24/ep/blinded/e210899_merc/stats/versioncontrol/primary/scripts/program/main/TFL programs/figures/figure
15.4.2.12.sas

Figure 15.4.2.12 Concentration-Time Profiles: Individual Concentration versus Actual Time in Semi-Logarithmic Scale (For Total T3 values) (Safety Population)

Subject ID/Random Number: .

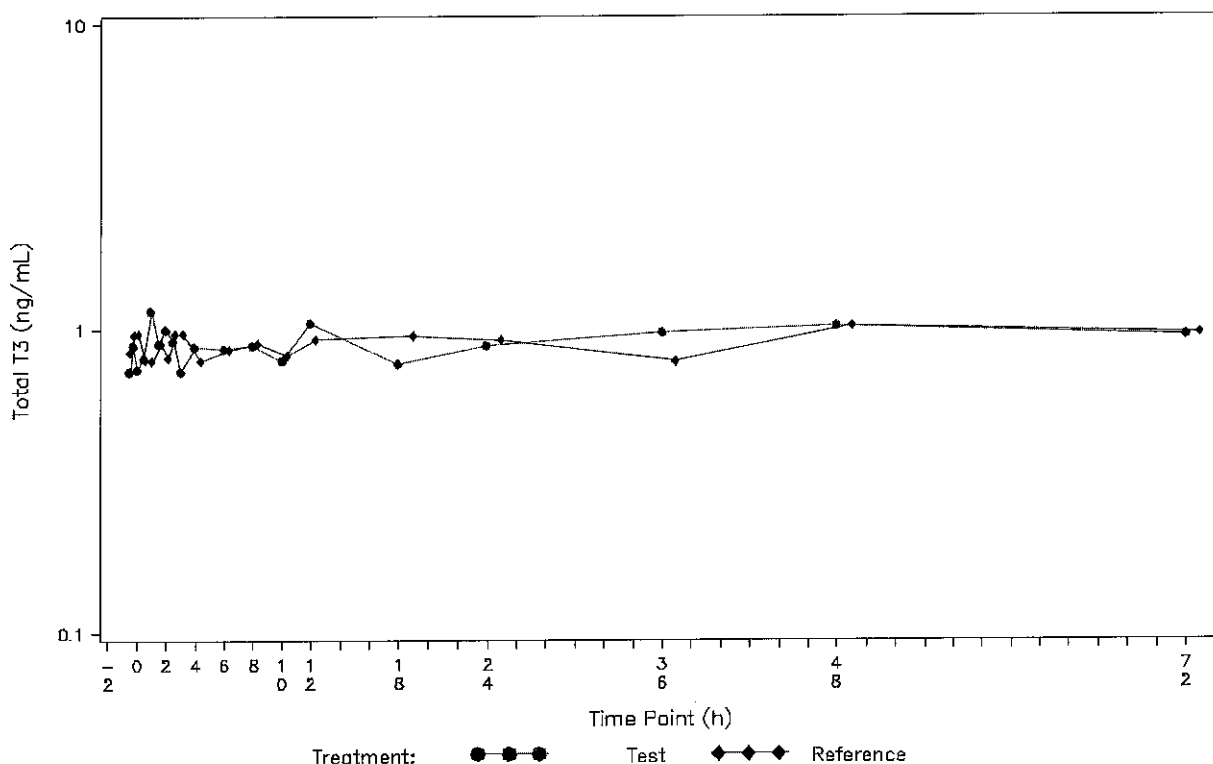


@:Subjects excluded from PK Population;
Test: 600 µg (3*200 µg tablets) levothyroxine new formulation.
Reference: 600 µg (3*200 µg tablets) levothyroxine old formulation.
Source: Table 16.2.5.3

/project24/ep/blinded/e210899_merc/stats/versioncontrol/primary/scripts/program/main/TFL programs/figures/figure
15.4.2.12.sas

Figure 15.4.2.12 Concentration-Time Profiles: Individual Concentration versus Actual Time in Semi-Logarithmic Scale (For Total T3 values) (Safety Population)

Subject ID/Random Number:



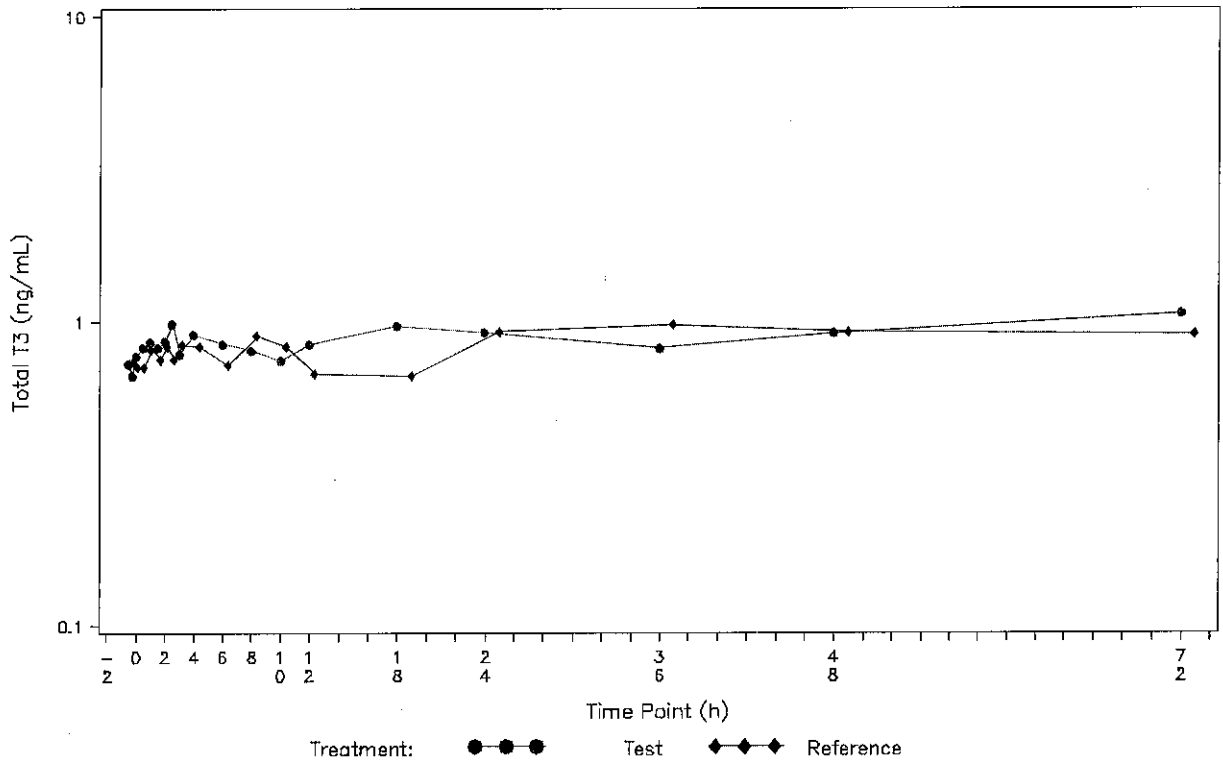
@:Subjects excluded from PK Population;
Test: 600 µg (3*200 µg tablets) levothyroxine new formulation.
Reference: 600 µg (3*200 µg tablets) levothyroxine old formulation.
Source: Table 16.2.5.3

/project24/ep/blinded/e210899_merc/stats/versioncontrol/primary/scripts/program/main/TEL programs/figures/figure
15.4.2.12.sas



Figure 15.4.2.12 Concentration-Time Profiles: Individual Concentration versus Actual Time in Semi-Logarithmic Scale (For Total T3 values) (Safety Population)

Subject ID/Random Number:



@:Subjects excluded from PK Population;
Test: 600 µg (3*200 µg tablets) levothyroxine new formulation.
Reference: 600 µg (3*200 µg tablets) levothyroxine old formulation.
Source: Table 15.2.5.3

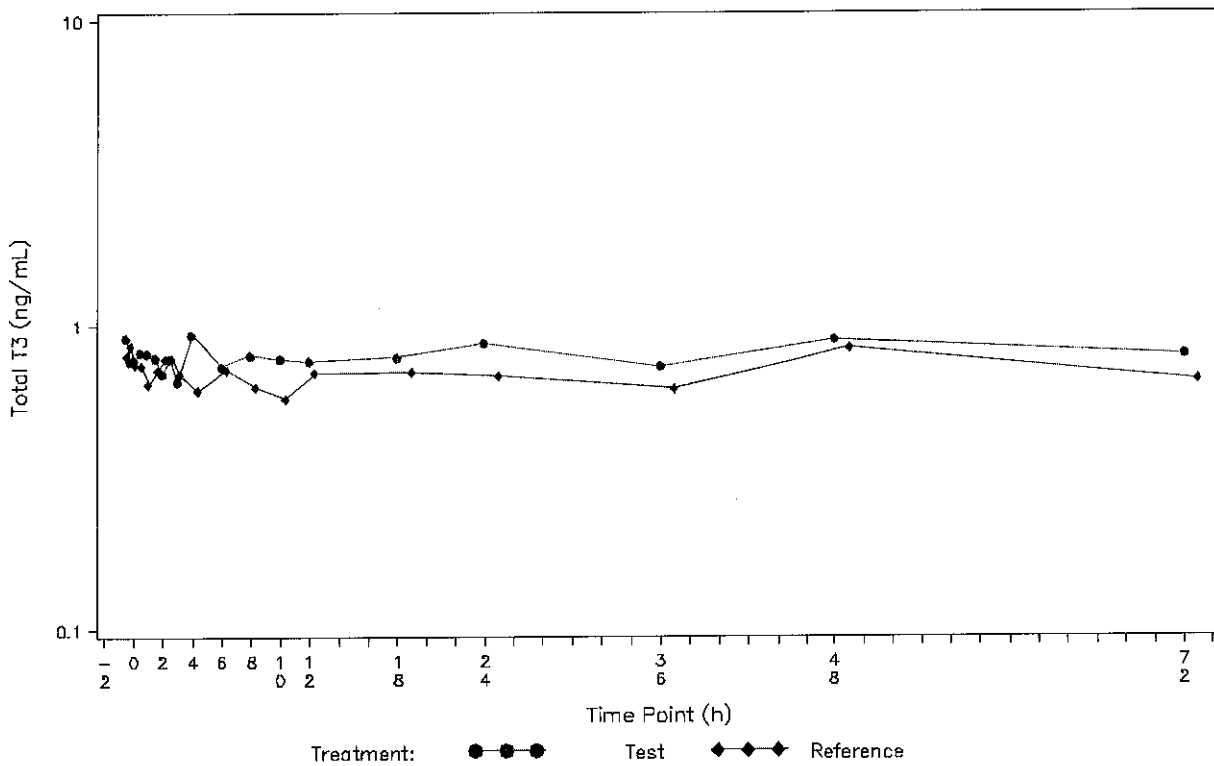
/project24/ep/blinded/e210899_merc/stats/versioncontrol/primary/scripts/program/main/TFL programs/figures/Figure 15.4.2.12.sas



Merck Serono
EMR 200125-001

Figure 15.4.2.12 Concentration-Time Profiles: Individual Concentration versus Actual Time in Semi-Logarithmic Scale
(For Total T3 values) (Safety Population)

Subject ID/Random Number:



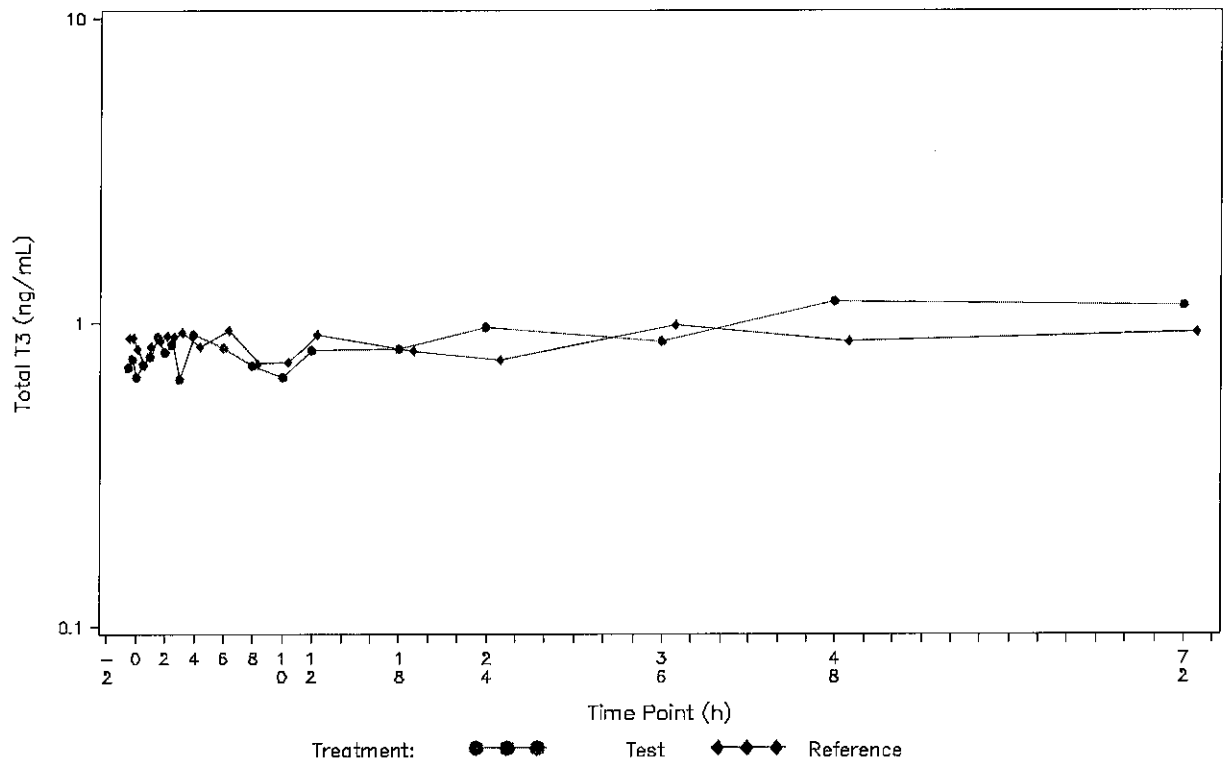
@:Subjects excluded from PK Population;
Test: 600 µg (3*200 µg tablets) levothyroxine new formulation.
Reference: 600 µg (3*200 µg tablets) levothyroxine old formulation.
Source: Table 16.2.5.3

/project24/ep/blinded/e210899_merc/stats/versioncontrol/primary/scripts/program/main/TFL programs/figures/figure
15.4.2.12.sas



Figure 15.4.2.12 Concentration-Time Profiles: Individual Concentration versus Actual Time in Semi-Logarithmic Scale (For Total T3 values) (Safety Population)

Subject ID/Random Number: .



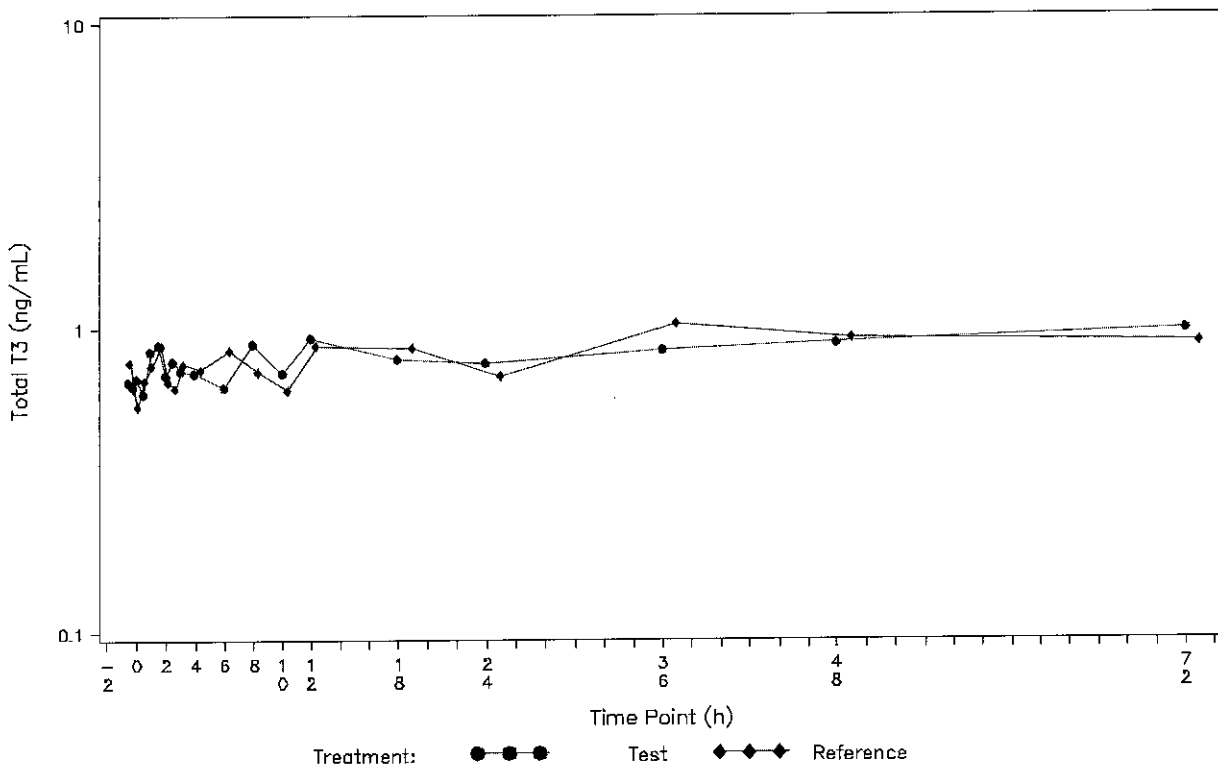
@:Subjects excluded from PK Population;
Test: 600 µg (3*200 µg tablets) levothyroxine new formulation.
Reference: 600 µg (3*200 µg tablets) levothyroxine old formulation.
Source: Table 16.2.5.3

/project24/ep/blinded/e210899_merc/stats/versioncontrol/primary/scripts/program/main/TFL programs/figures/figure
15.4.2.12.sas

Merck Serono
EMR 200125-001

Figure 15.4.2.12 Concentration-Time Profiles: Individual Concentration versus Actual Time in Semi-Logarithmic Scale
(For Total T3 values) (Safety Population)

Subject ID/Random Number:



@:Subjects excluded from PK Population;
Test: 600 µg (3*200 µg tablets) levothyroxine new formulation.
Reference: 600 µg (3*200 µg tablets) levothyroxine old formulation.
Source: Table 16.2.5.3

/project24/ep/blinded/e210899_merc/stats/versioncontrol/primary/scripts/program/main/TFL programs/figures/figure
15.4.2.12.sas



Levothyroxine
EMR 200125-001

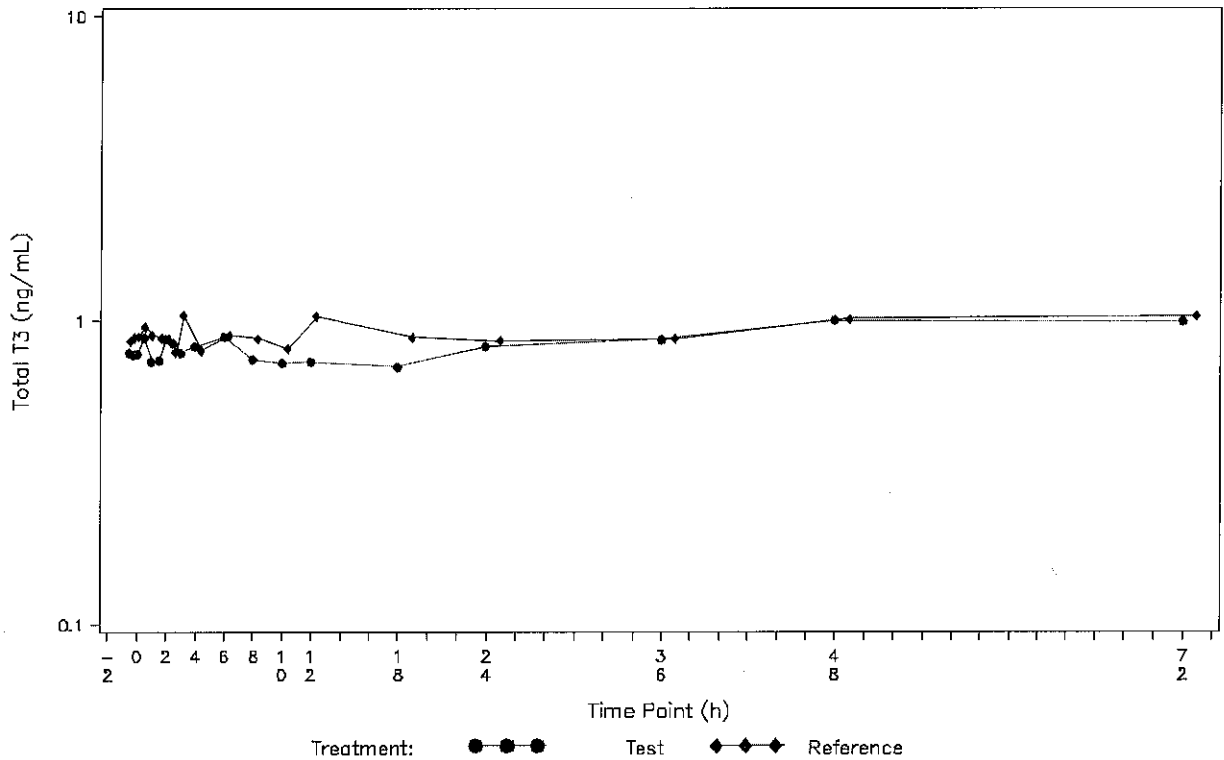
Bioequiv EMR200125-001 Page 1452 of 1628 ulation vs. old formulation

Merck Serono
EMR 200125-001

Page 47 of 216
Confidential

Figure 15.4.2.12 Concentration-Time Profiles: Individual Concentration versus Actual Time in Semi-Logarithmic Scale (For Total T3 values) (Safety Population)

Subject ID/Random Number:



@:Subjects excluded from PK Population;
Test: 600 µg (3*200 µg tablets) levothyroxine new formulation.
Reference: 600 µg (3*200 µg tablets) levothyroxine old formulation.
Source: Table 16.2.5.3

/project24/ep/blinded/e210899_merc/stats/versioncontrol/primary/scripts/program/main/TFL programs/figures/figure
15.4.2.12.sas



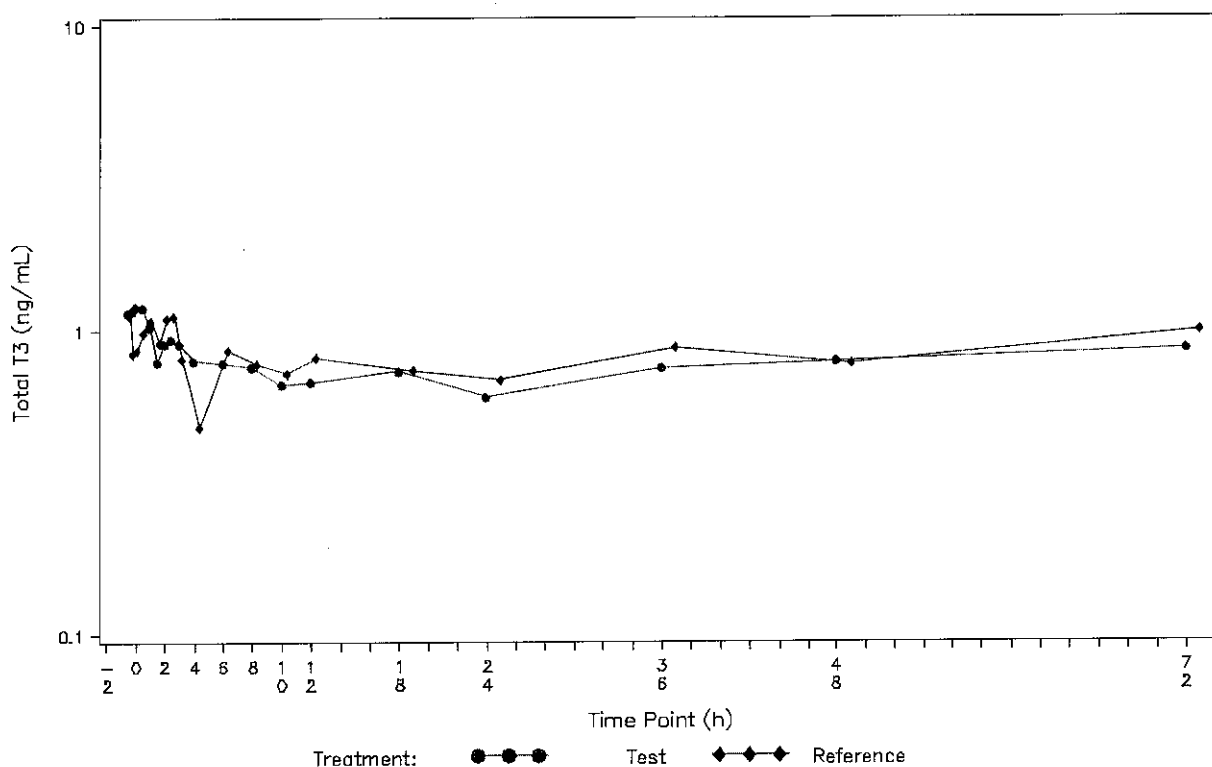
Merck Serono

Confidential

EMR 200125-001

Figure 15.4.2.12 Concentration-Time Profiles: Individual Concentration versus Actual Time in Semi-Logarithmic Scale (For Total T3 values) (Safety Population)

Subject ID/Random Number: 1



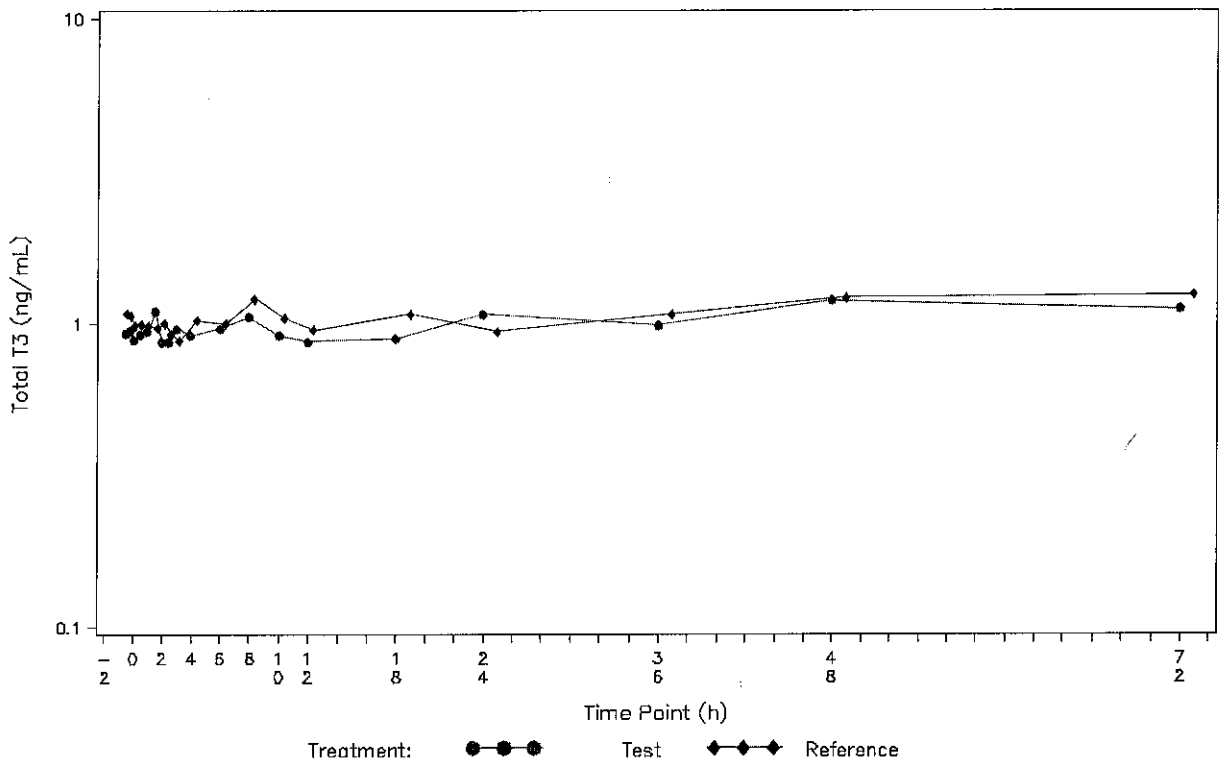
@:Subjects excluded from PK Population;
Test: 600 µg (3*200 µg tablets) levothyroxine new formulation.
Reference: 600 µg (3*200 µg tablets) levothyroxine old formulation.
Source: Table 16.2.5.3

/project24/ep/blinded/e210899_merc/stats/versioncontrol/primary/scripts/program/main/TFL programs/figures/figure
15.4.2.12.sas



Figure 15.4.2.12 Concentration-Time Profiles: Individual Concentration versus Actual Time in Semi-Logarithmic Scale (For Total T3 values) (Safety Population)

Subject ID/Random Number:



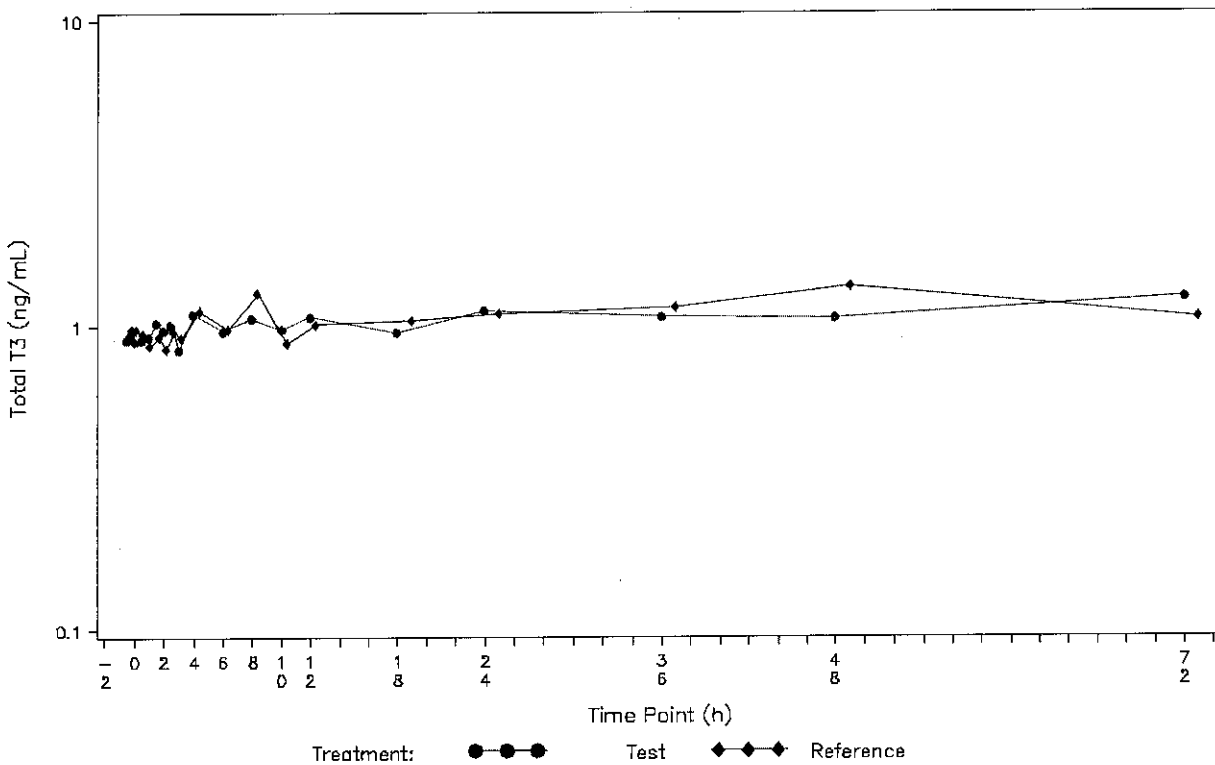
@:Subjects excluded from PK Population;
Test: 600 µg (3*200 µg tablets) levothyroxine new formulation.
Reference: 600 µg (3*200 µg tablets) levothyroxine old formulation.
Source: Table 16.2.5.3

/project24/ep/blinded/e210899_merc/stats/versioncontrol/primary/scripts/program/main/TFL programs/figures/figure
15.4.2.12.sas



Figure 15.4.2.12 Concentration-Time Profiles: Individual Concentration versus Actual Time in Semi-Logarithmic Scale
(For Total T3 values) (Safety Population)

Subject ID/Random Number:



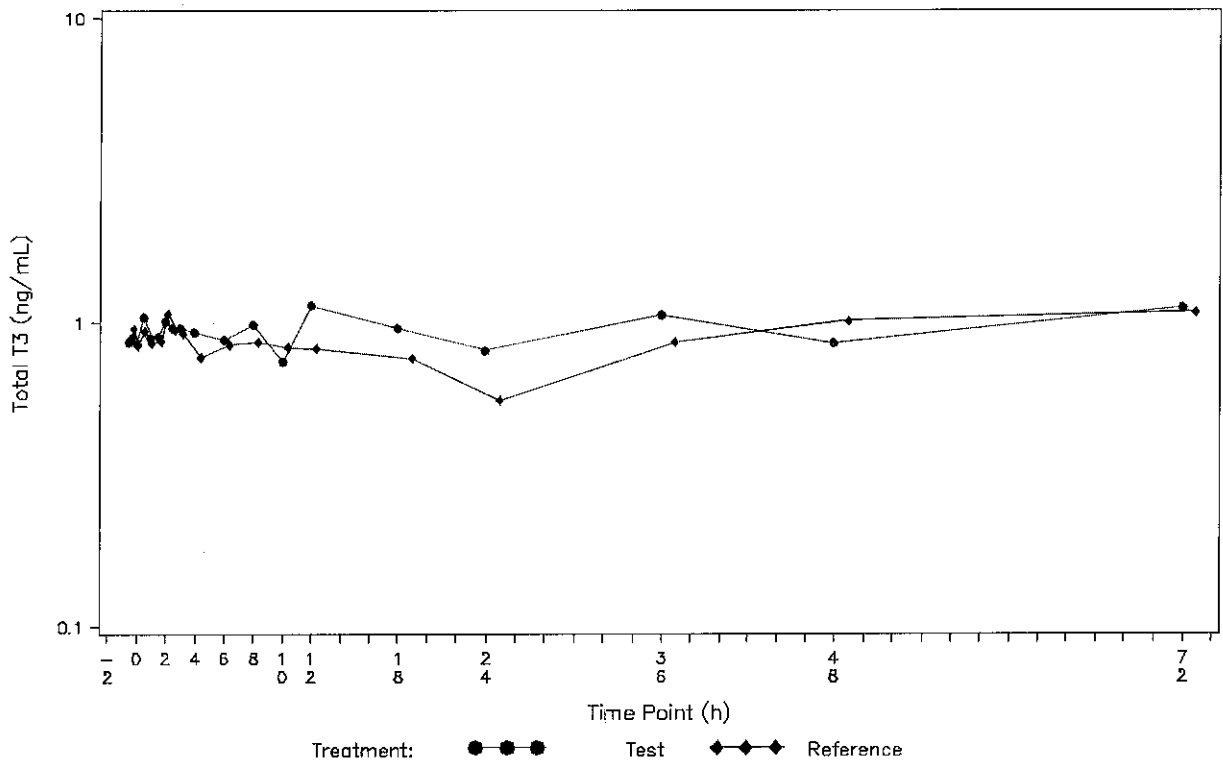
@:Subjects excluded from PK Population;
Test: 600 µg (3*200 µg tablets) levothyroxine new formulation.
Reference: 600 µg (3*200 µg tablets) levothyroxine old formulation.
Source: Table 16.2.5.3

/project24/ep/blinded/e210899_merc/stats/versioncontrol/primary/scripts/program/main/TFL programs/figures/figure
15.4.2.12.sas



Figure 15.4.2.12 Concentration-Time Profiles: Individual Concentration versus Actual Time in Semi-Logarithmic Scale (For Total T3 values) (Safety Population)

Subject ID/Random Number:



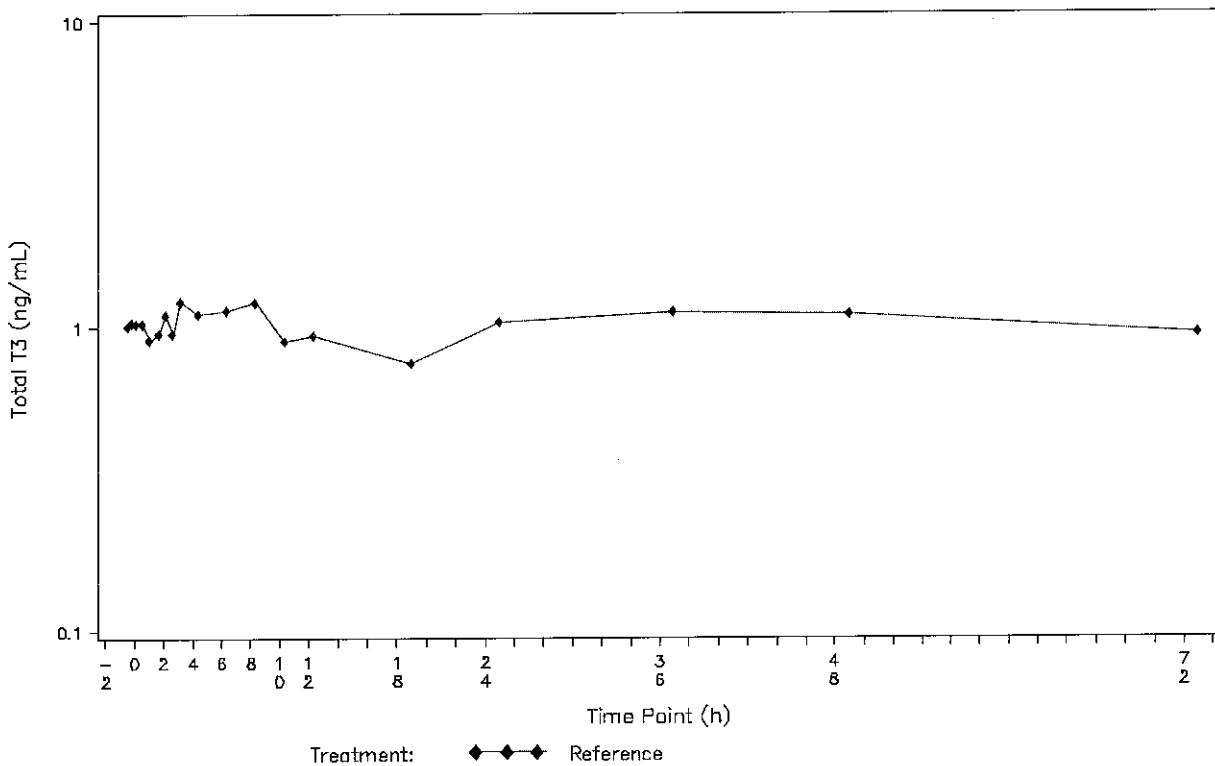
@:Subjects excluded from PK Population;
Test: 600 µg (3*200 µg tablets) levothyroxine new formulation.
Reference: 600 µg (3*200 µg tablets) levothyroxine old formulation.
Source: Table 16.2.5.3

/project24/ep/blinded/e210899_merc/stats/versioncontrol/primary/scripts/program/main/TFL programs/figures/figure
15.4.2.12.sas



Merck Serono
EMR 200125-001
Figure 15.4.2.12 Concentration-Time Profiles: Individual Concentration versus Actual Time in Semi-Logarithmic Scale
(For Total T3 values) (Safety Population)

Subject ID/Random Number:



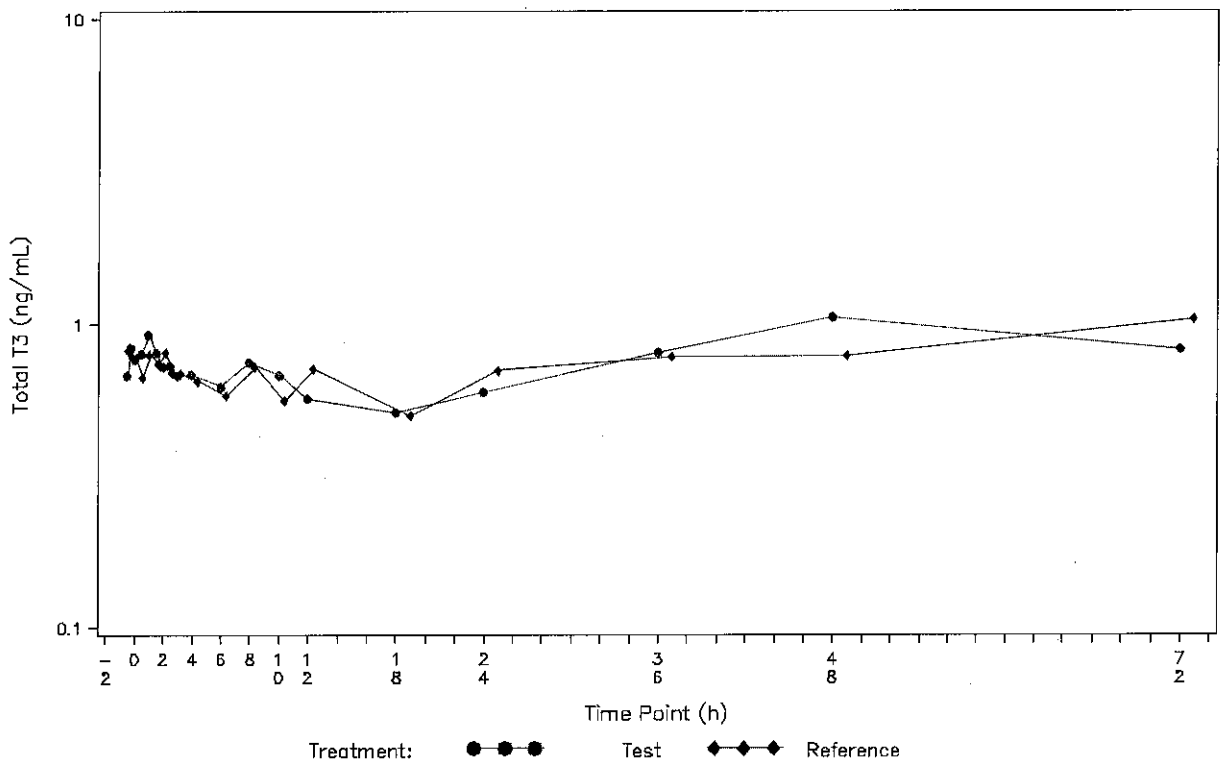
@:Subjects excluded from PK Population;
Test: 600 µg (3*200 µg tablets) levothyroxine new formulation.
Reference: 600 µg (3*200 µg tablets) levothyroxine old formulation.
Source: Table 16.2.5.3

/project24/ep/blinded/e210899_merc/stats/versioncontrol/primary/scripts/program/main/TFL programs/figures/figure
15.4.2.12.sas



Figure 15.4.2.12 Concentration-Time Profiles: Individual Concentration versus Actual Time in Semi-Logarithmic Scale
(For Total T3 values) (Safety Population)

Subject ID/Random Number:



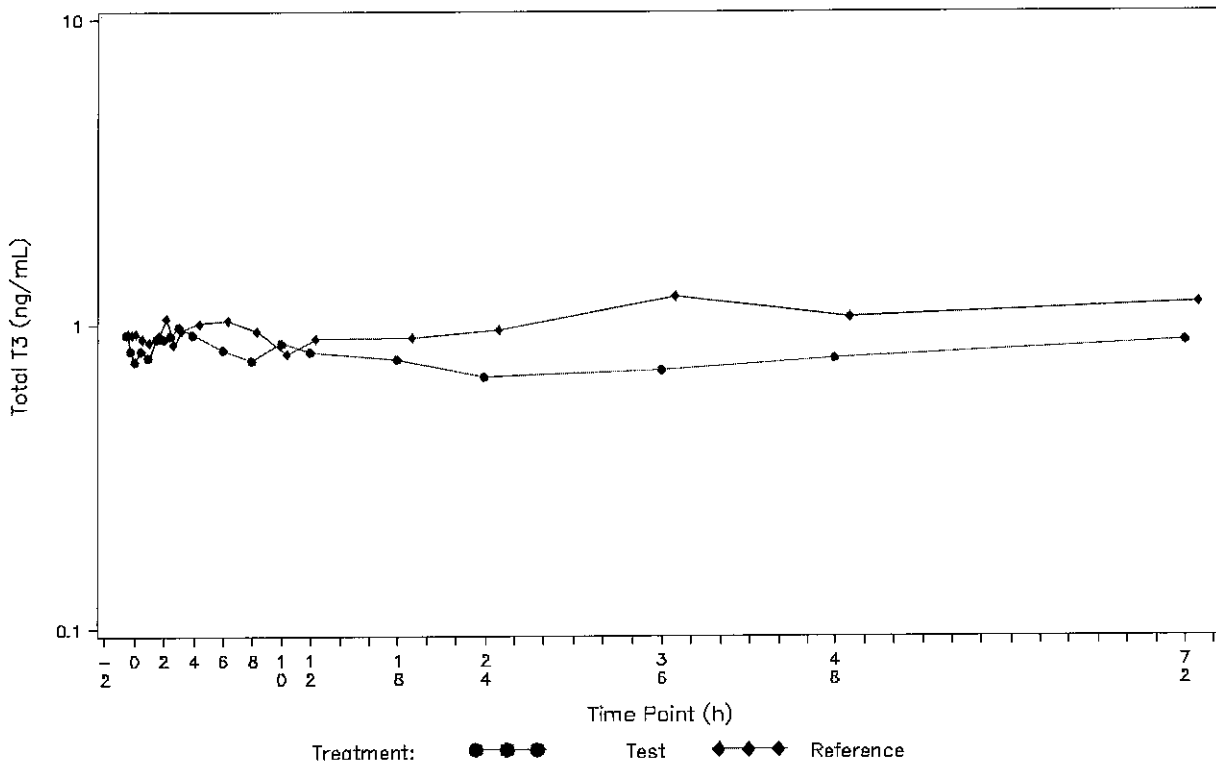
@:Subjects excluded from PK Population;
Test: 600 µg (3*200 µg tablets) levothyroxine new formulation.
Reference: 600 µg (3*200 µg tablets) levothyroxine old formulation.
Source: Table 16.2.5.3

/project24/ep/blinded/e210899_merc/stats/versioncontrol/primary/scripts/program/main/TFL programs/figures/figure
15.4.2.12.sas

Merck Serono
EMR 200125-001

Figure 15.4.2.12 Concentration-Time Profiles: Individual Concentration versus Actual Time in Semi-Logarithmic Scale
(For Total T3 values) (Safety Population)

Subject ID/Random Number:



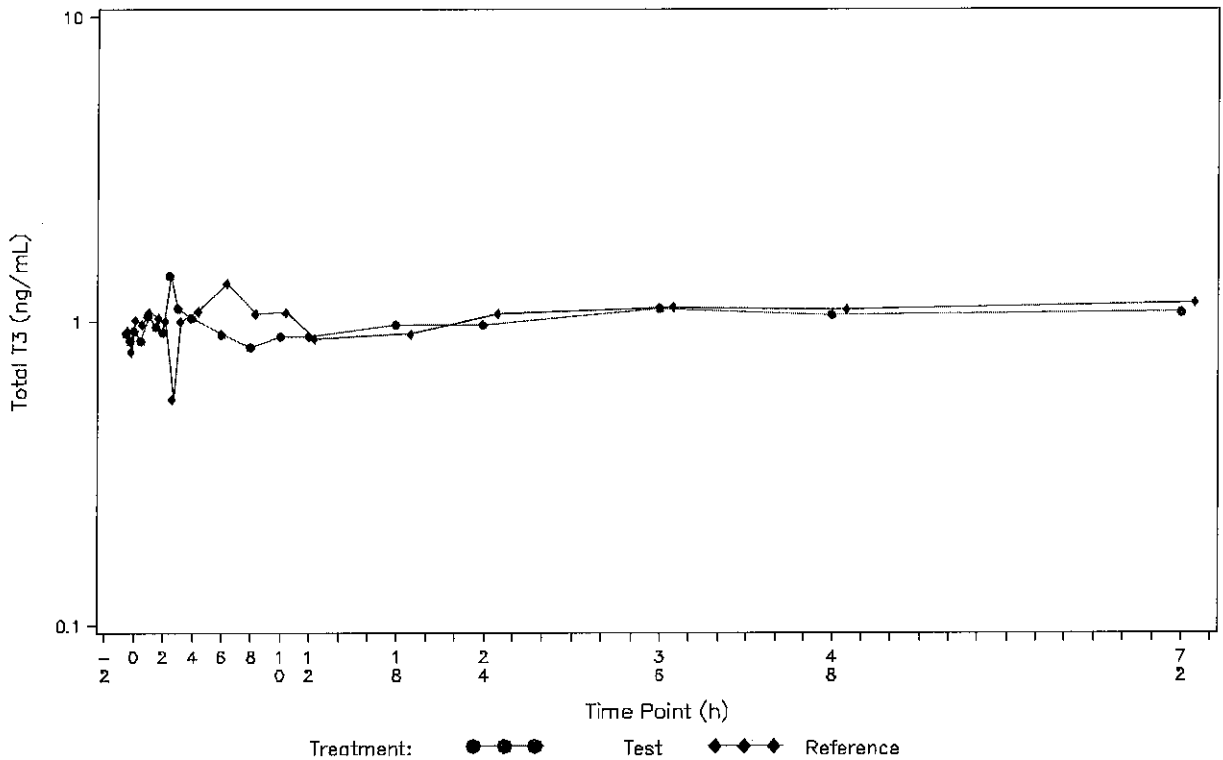
@:Subjects excluded from PK Population;
Test: 600 µg (3*200 µg tablets) levothyroxine new formulation.
Reference: 600 µg (3*200 µg tablets) levothyroxine old formulation.
Source: Table 16.2.5.3

/project24/ep/blinded/e210899_merc/stats/versioncontrol/primary/scripts/program/main/TFL programs/figures/figure
15.4.2.12.sas



Figure 15.4.2.12 Concentration-Time Profiles: Individual Concentration versus Actual Time in Semi-Logarithmic Scale (For Total T3 values) (Safety Population)

Subject ID/Random Number:



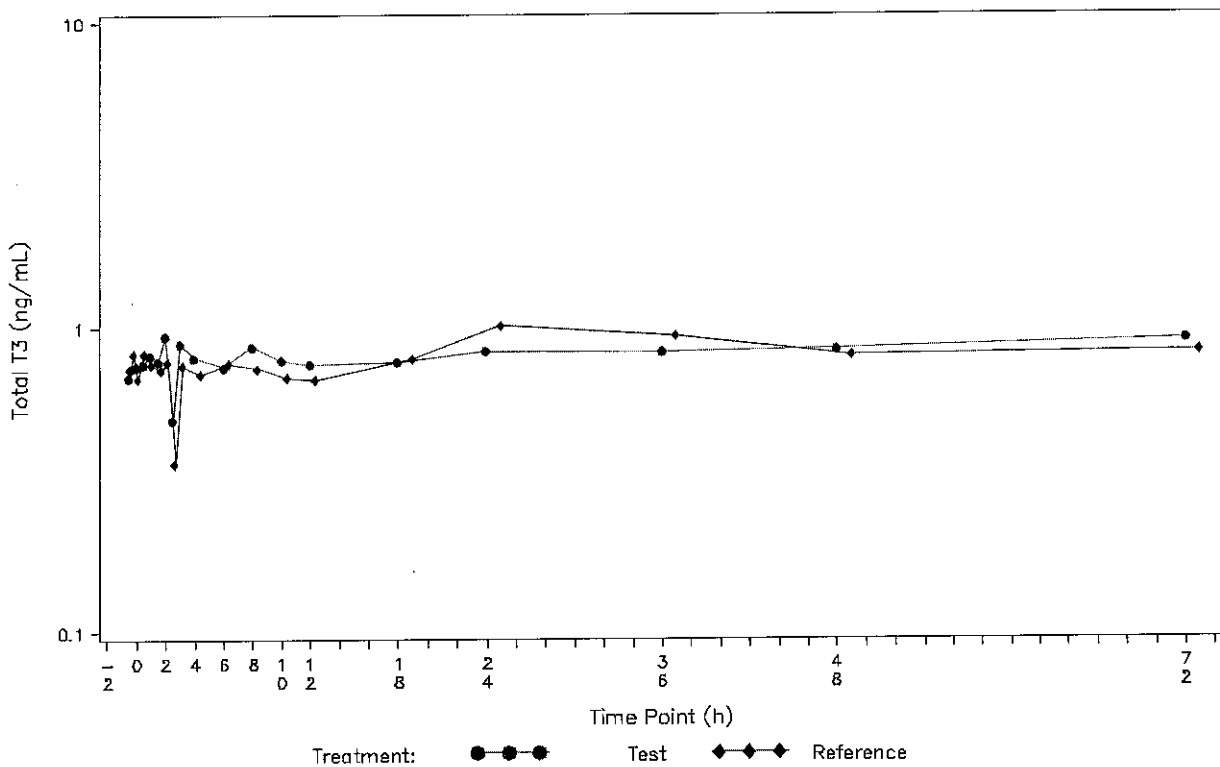
@:Subjects excluded from PK Population;
Test: 600 µg (3*200 µg tablets) levothyroxine new formulation.
Reference: 600 µg (3*200 µg tablets) levothyroxine old formulation.
Source: Table 16.2.5.3

/project24/ep/blinded/e210899_merc/stats/versioncontrol/primary/scripts/program/main/TFL programs/figures/figure
15.4.2.12.sas



Figure 15.4.2.12 Concentration-Time Profiles: Individual Concentration versus Actual Time in Semi-Logarithmic Scale (For Total T3 values) (Safety Population)

Subject ID/Random Number:



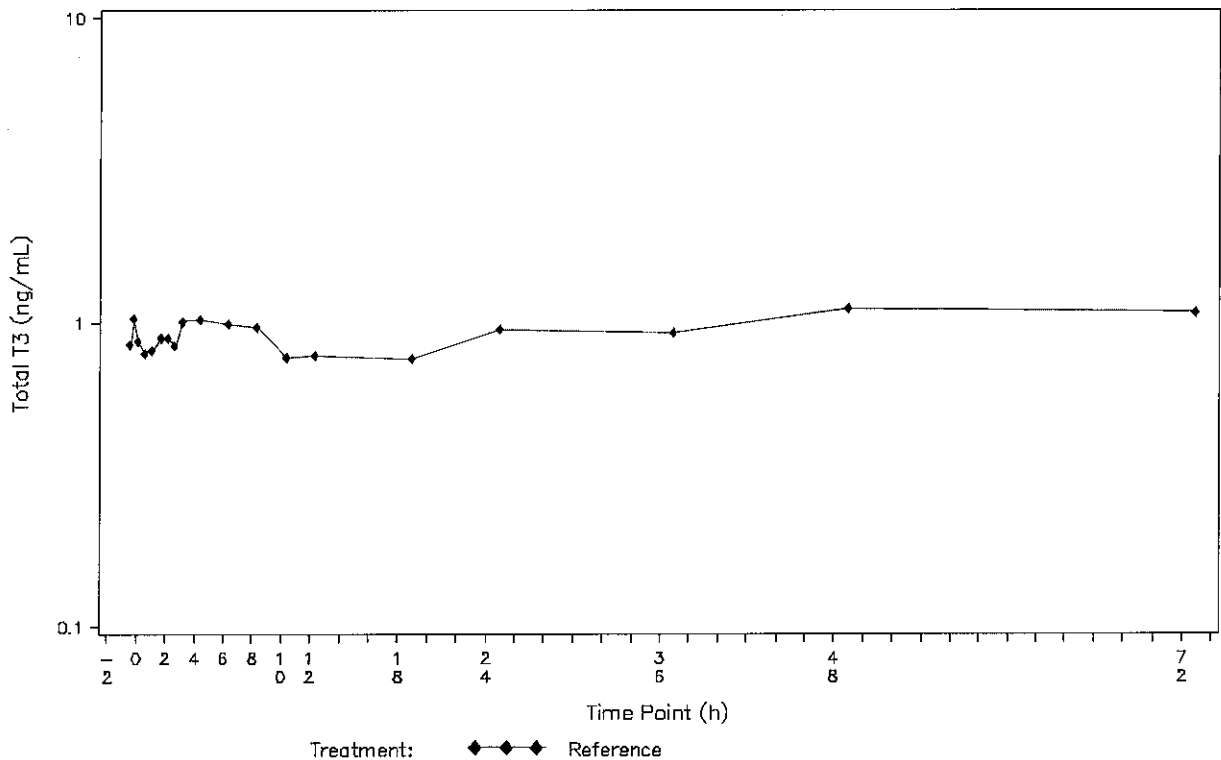
@: Subjects excluded from PK Population;
Test: 600 µg (3*200 µg tablets) levothyroxine new formulation.
Reference: 600 µg (3*200 µg tablets) levothyroxine old formulation.
Source: Table 16.2.5.3

/project24/ep/blinded/e210899_merc/stats/versioncontrol/primary/scripts/program/main/TFL programs/figures/figure
15.4.2.12.sas



Figure 15.4.2.12 Concentration-Time Profiles: Individual Concentration versus Actual Time in Semi-Logarithmic Scale (For Total T3 values) (Safety Population)

Subject ID/Random Number:



@:Subjects excluded from PK Population;
Test: 600 µg (3*200 µg tablets) levothyroxine new formulation.
Reference: 600 µg (3*200 µg tablets) levothyroxine old formulation.
Source: Table 16.2.5.3

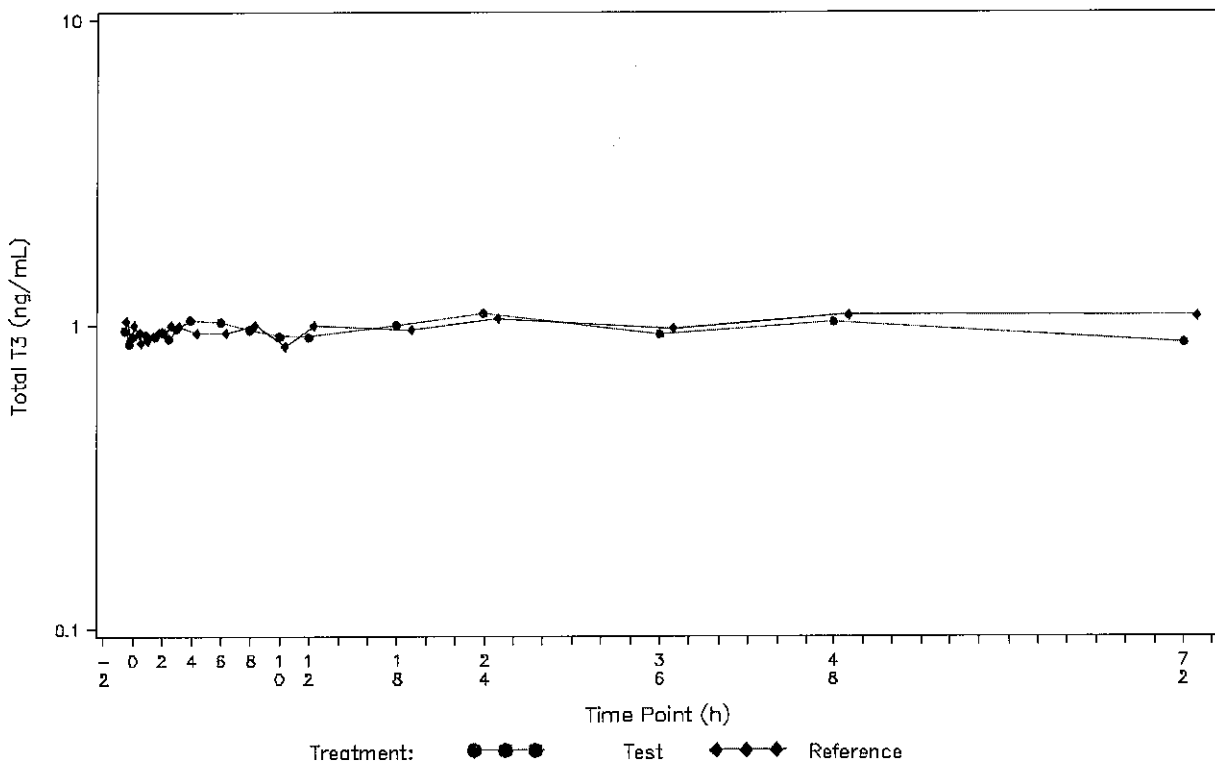
/project24/ep/blinded/e210899_merc/stats/versioncontrol/primary/scripts/program/main/TFL programs/figures/figure
15.4.2.12.sas



Merck Serono
EMR 200125-001

Figure 15.4.2.12 Concentration-Time Profiles: Individual Concentration versus Actual Time in Semi-Logarithmic Scale
(For Total T3 values) (Safety Population)

Subject ID/Random Number:



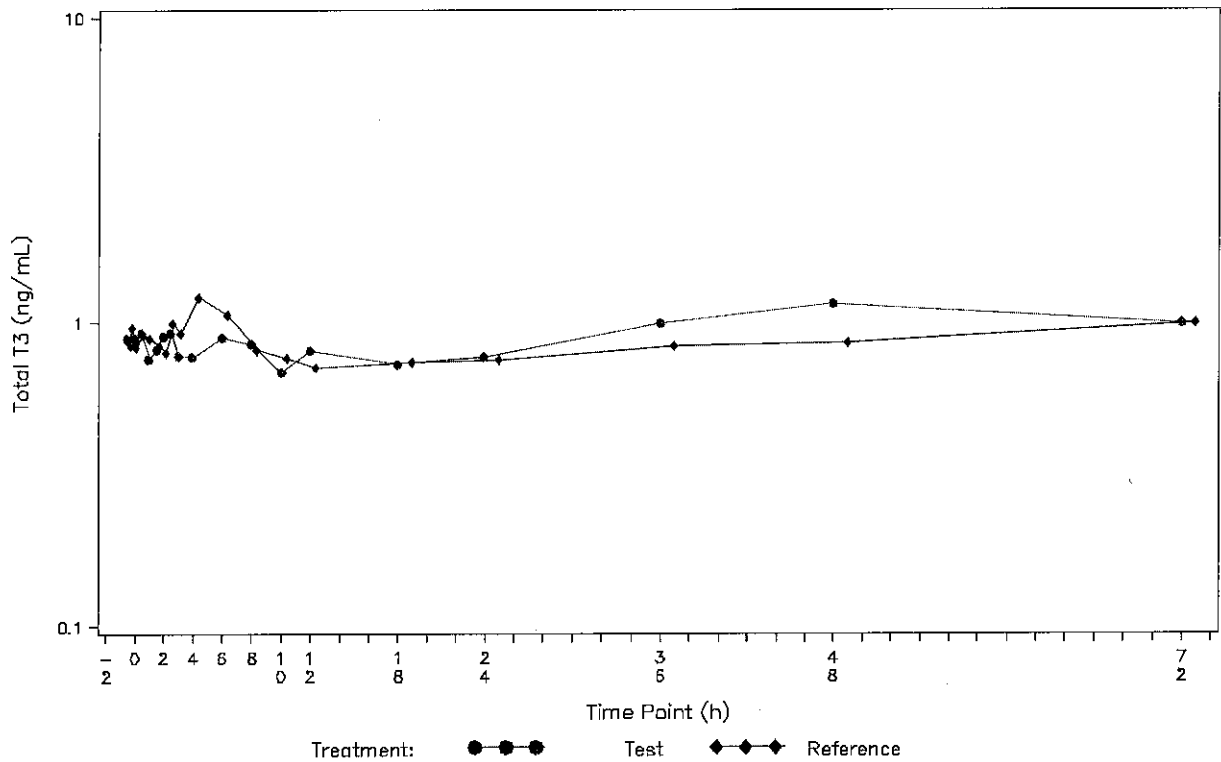
@:Subjects excluded from PK Population;
Test: 600 µg (3*200 µg tablets) levothyroxine new formulation.
Reference: 600 µg (3*200 µg tablets) levothyroxine old formulation.
Source: Table 16.2.5.3

/project24/ep/blinded/e210899_merc/stats/versioncontrol/primary/scripts/program/main/TFL programs/figures/figure
15.4.2.12.sas



Figure 15.4.2.12 Concentration-Time Profiles: Individual Concentration versus Actual Time in Semi-Logarithmic Scale (For Total T3 values) (Safety Population)

Subject ID/Random Number:



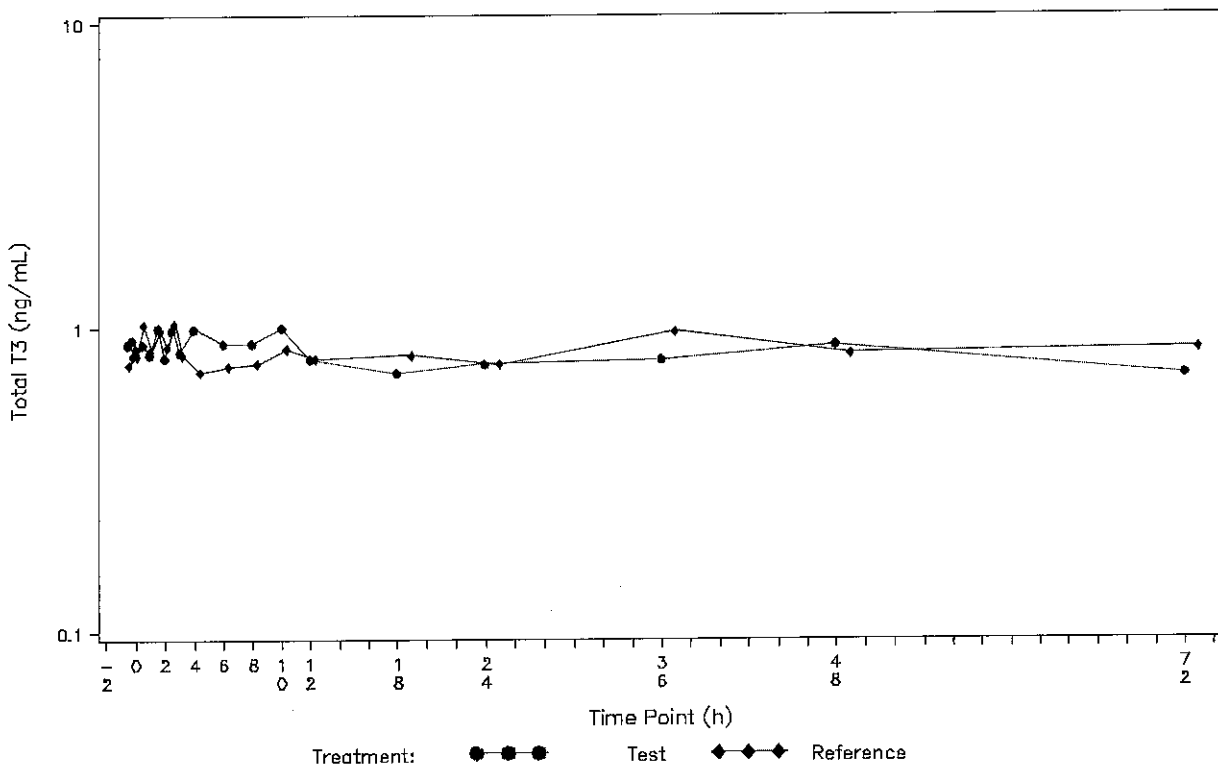
@:Subjects excluded from PK Population;
Test: 600 µg (3*200 µg tablets) levothyroxine new formulation.
Reference: 600 µg (3*200 µg tablets) levothyroxine old formulation.
Source: Table 16.2.5.3

/project24/ep/blinded/e210899_merc/stats/versioncontrol/primary/scripts/program/main/TFL programs/figures/figure
15.4.2.12.sas

Merck Serono
EMR 200125-001

Figure 15.4.2.12 Concentration-Time Profiles: Individual Concentration versus Actual Time in Semi-Logarithmic Scale
(For Total T3 values) (Safety Population)

Subject ID/Random Number:



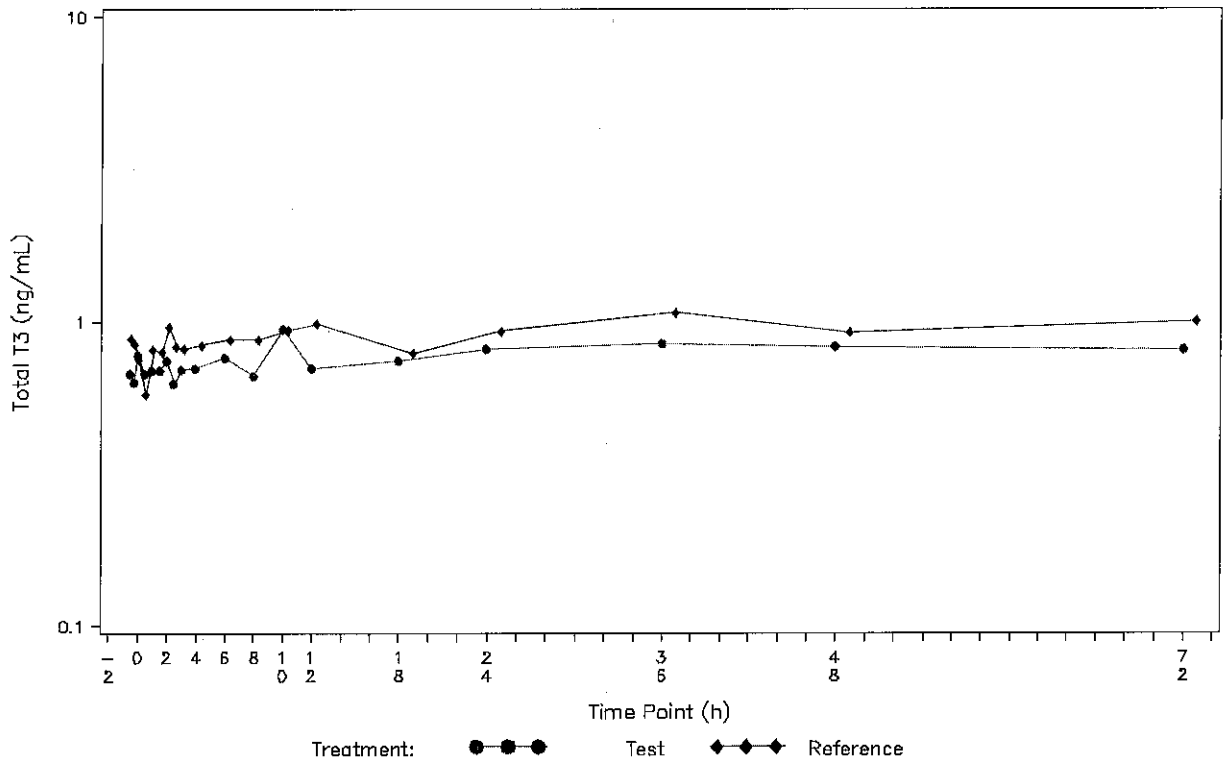
@:Subjects excluded from PK Population;
Test: 600 µg (3*200 µg tablets) levothyroxine new formulation.
Reference: 600 µg (3*200 µg tablets) levothyroxine old formulation.
Source: Table 16.2.5.3

/project24/ep/blinded/e210899_merc/stats/versioncontrol/primary/scripts/program/main/TFL programs/figures/figure
15.4.2.12.sas



Figure 15.4.2.12 Concentration-Time Profiles: Individual Concentration versus Actual Time in Semi-Logarithmic Scale (For Total T3 values) (Safety Population)

Subject ID/Random Number:

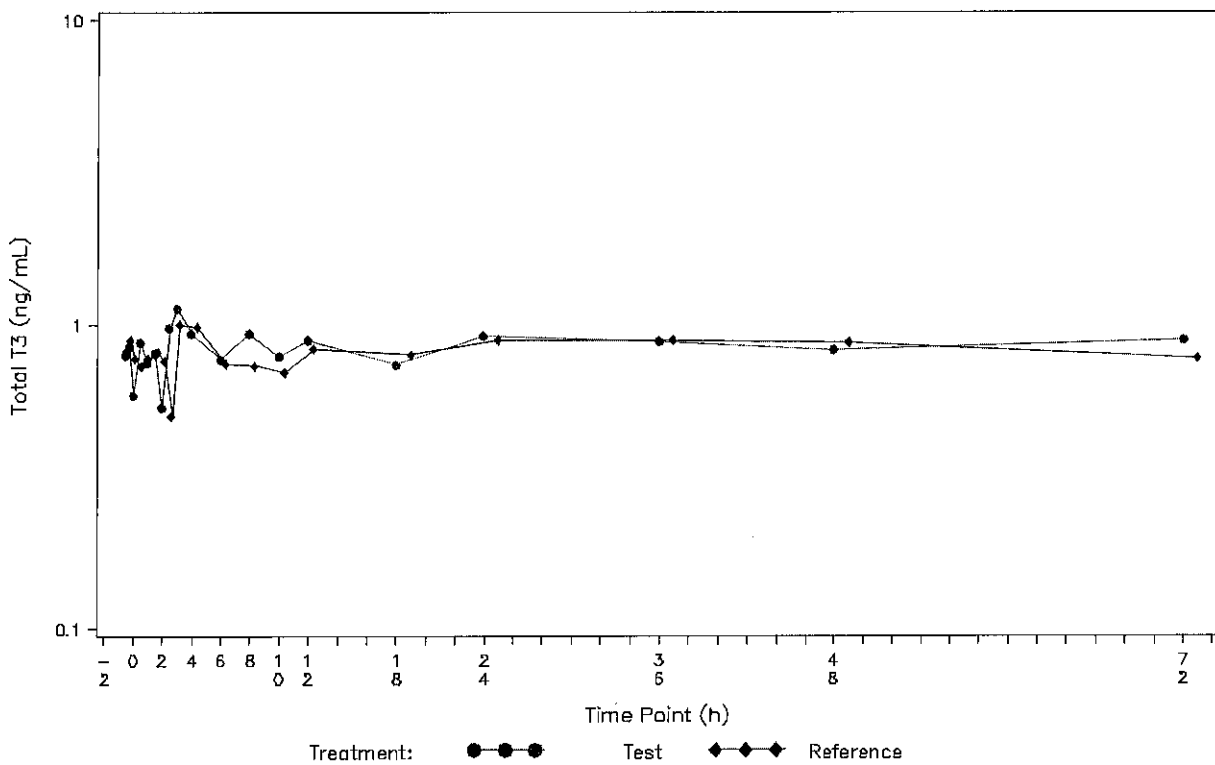


@:Subjects excluded from PK Population;
Test: 600 µg (3*200 µg tablets) levothyroxine new formulation.
Reference: 600 µg (3*200 µg tablets) levothyroxine old formulation.
Source: Table 16.2.5.3

/project24/ep/blinded/e210899_merc/stats/versioncontrol/primary/scripts/program/main/TFL programs/figures/figure
15.4.2.12.sas

Figure 15.4.2.12 Concentration-Time Profiles: Individual Concentration versus Actual Time in Semi-Logarithmic Scale
(For Total T3 values) (Safety Population)

Subject ID/Random Number:

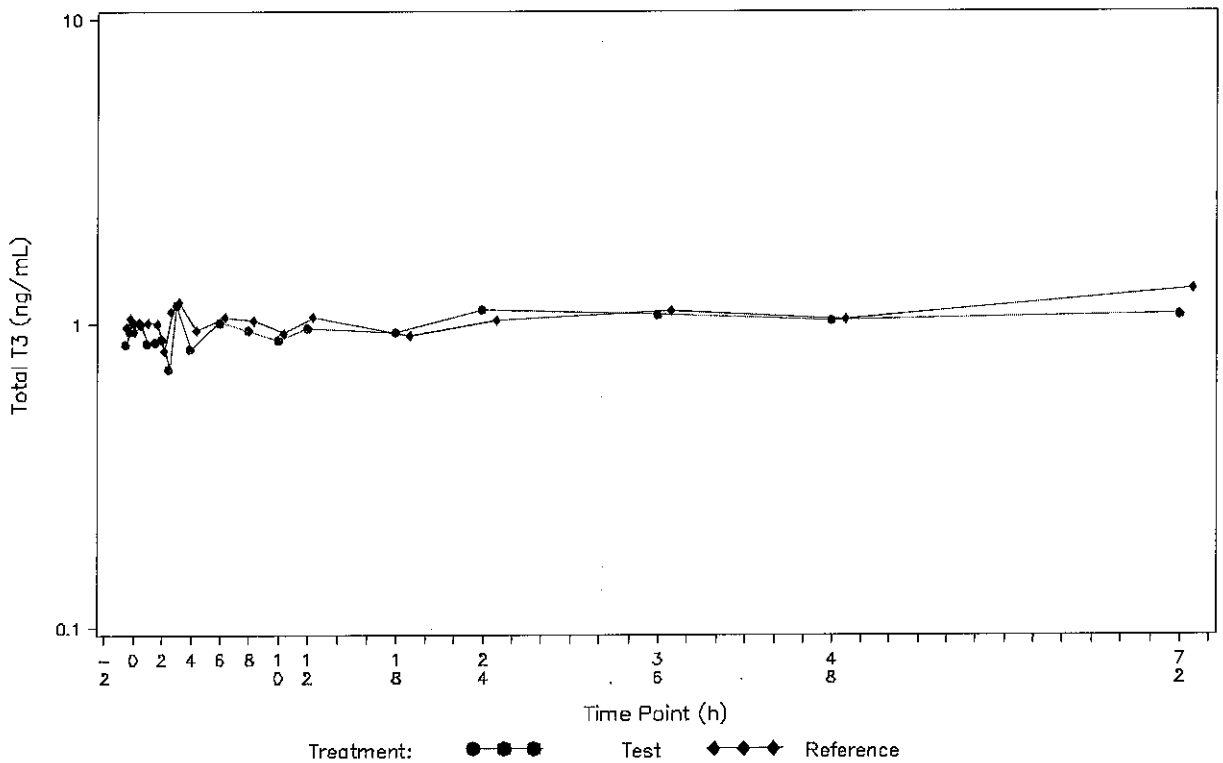


@:Subjects excluded from PK Population;
Test: 600 µg (3*200 µg tablets) levothyroxine new formulation.
Reference: 600 µg (3*200 µg tablets) levothyroxine old formulation.
Source: Table 16.2.5.3

/project24/ep/blinded/e210899_merc/stats/versioncontrol/primary/scripts/program/main/TFL programs/Figures/Figure
15.4.2.12.sas

Figure 15.4.2.12 Concentration-Time Profiles: Individual Concentration versus Actual Time in Semi-Logarithmic Scale (For Total T3 values) (Safety Population)

Subject ID/Random Number: :

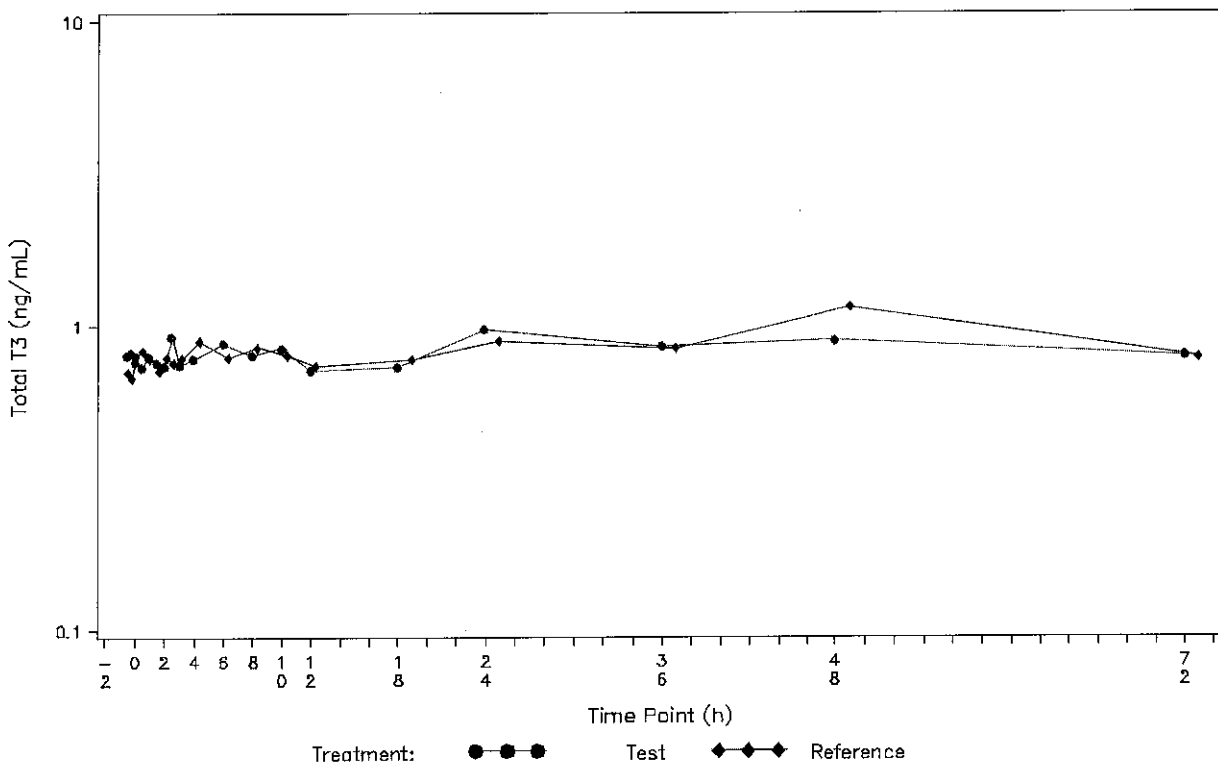


@:Subjects excluded from PK Population;
Test: 600 µg (3*200 µg tablets) levothyroxine new formulation.
Reference: 600 µg (3*200 µg tablets) levothyroxine old formulation.
Source: Table 16.2.5.3

/project24/ep/blinded/e210899_merc/stats/versioncontrol/primary/scripts/program/main/TFL programs/figures/figure
15.4.2.12.sas

Figure 15.4.2.12 Concentration-Time Profiles: Individual Concentration versus Actual Time in Semi-Logarithmic Scale (For Total T3 values) (Safety Population)

Subject ID/Random Number:



@:Subjects excluded from PK Population;
Test: 600 µg (3*200 µg tablets) levothyroxine new formulation.
Reference: 600 µg (3*200 µg tablets) levothyroxine old formulation.
Source: Table 16.2.5.3

/project24/ep/blinded/e210899_merc/stats/versioncontrol/primary/scripts/program/main/TFL programs/figures/figure
15.4.2.12.sas

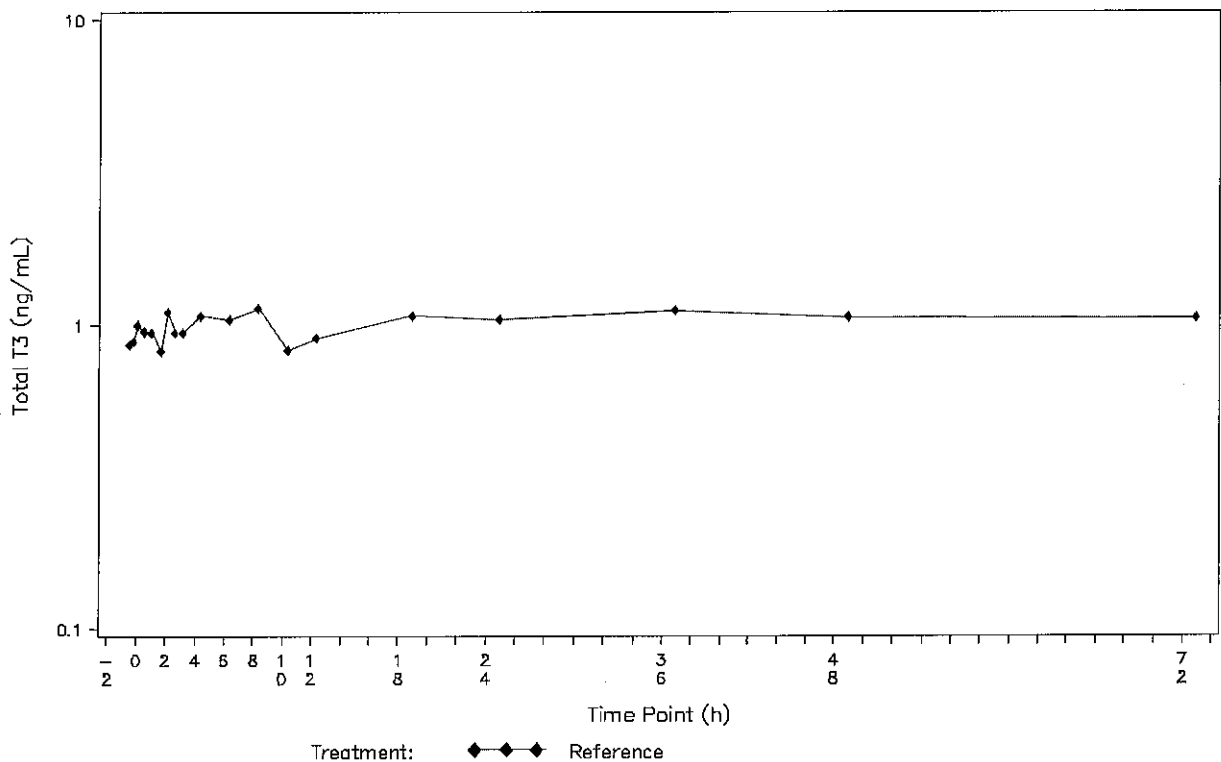


Levothyroxine
EMR 200125-001

Merck Serono
EMR 200125-001

Figure 15.4.2.12 Concentration-Time Profiles: Individual Concentration versus Actual Time in Semi-Logarithmic Scale
(For Total T3 values) (Safety Population)

Subject ID/Random Number:



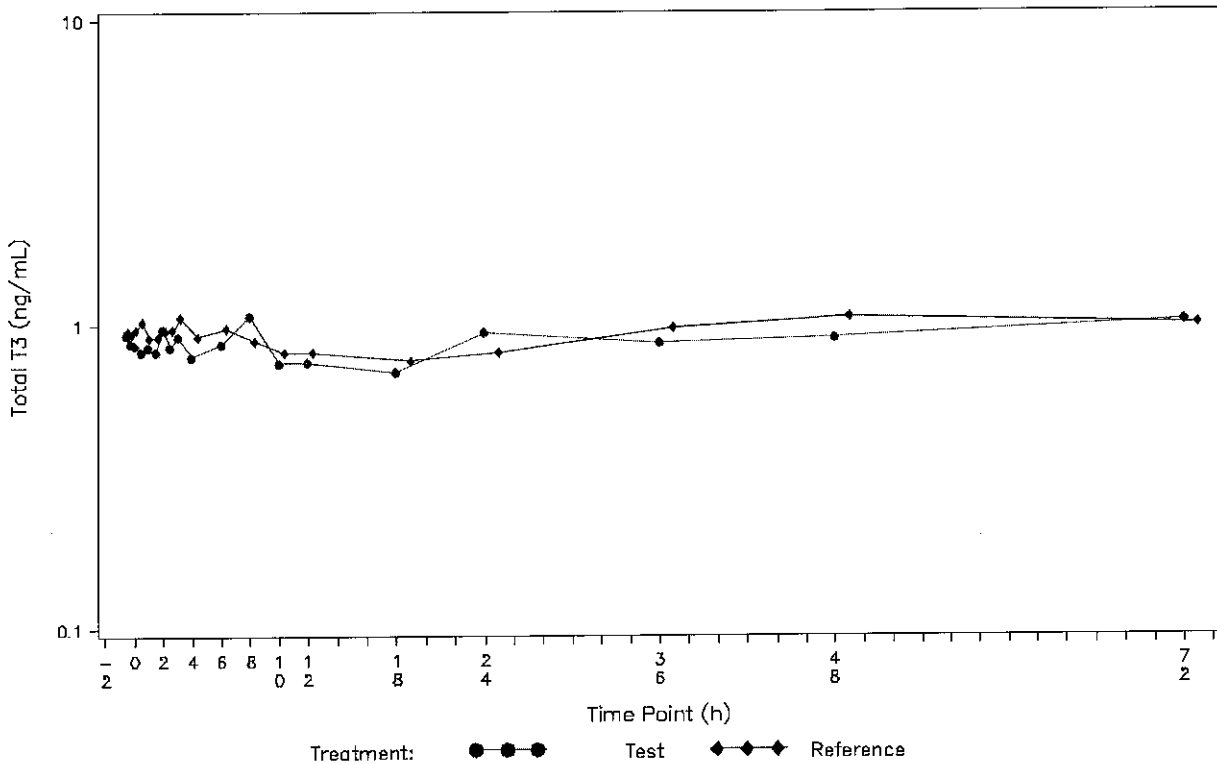
@:Subjects excluded from PK Population;
Test: 600 µg (3*200 µg tablets) levothyroxine new formulation.
Reference: 600 µg (3*200 µg tablets) levothyroxine old formulation.
Source: Table 16.2.5.3

/project24/ep/blinded/e210899_merc/stats/versioncontrol/primary/scripts/program/main/TFL programs/figures/figure
15.4.2.12.sas



Merck Serono
EMR 200125-001
Figure 15.4.2.12 Concentration-Time Profiles: Individual Concentration versus Actual Time in Semi-Logarithmic Scale
(For Total T3 values) (Safety Population)

Subject ID/Random Number: .



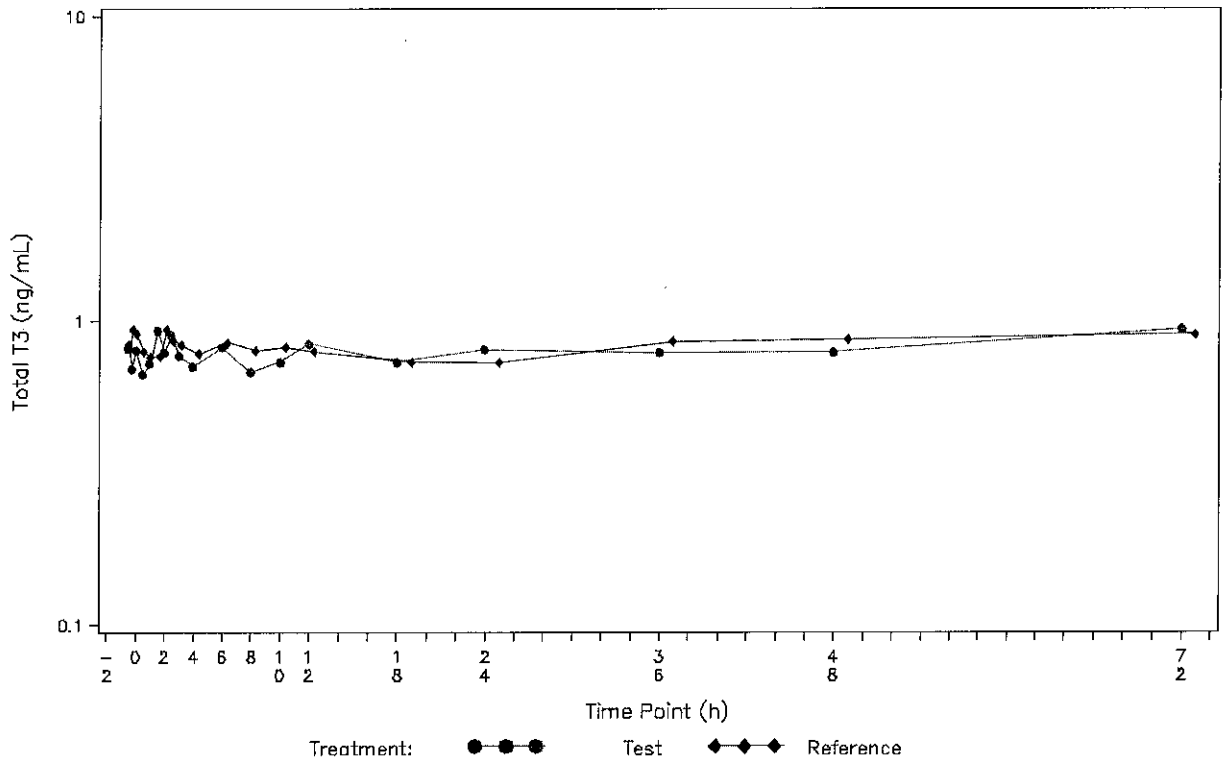
@:Subjects excluded from PK Population;
Test: 600 µg (3*200 µg tablets) levothyroxine new formulation.
Reference: 600 µg (3*200 µg tablets) levothyroxine old formulation.
Source: Table 16.2.5.3

/project24/ep/blinded/e210899_merc/stats/versioncontrol/primary/scripts/program/main/TFL programs/figures/figure
15.4.2.12.sas



Figure 15.4.2.12 Concentration-Time Profiles: Individual Concentration versus Actual Time in Semi-Logarithmic Scale (For Total T3 values) (Safety Population)

Subject ID/Random Number:

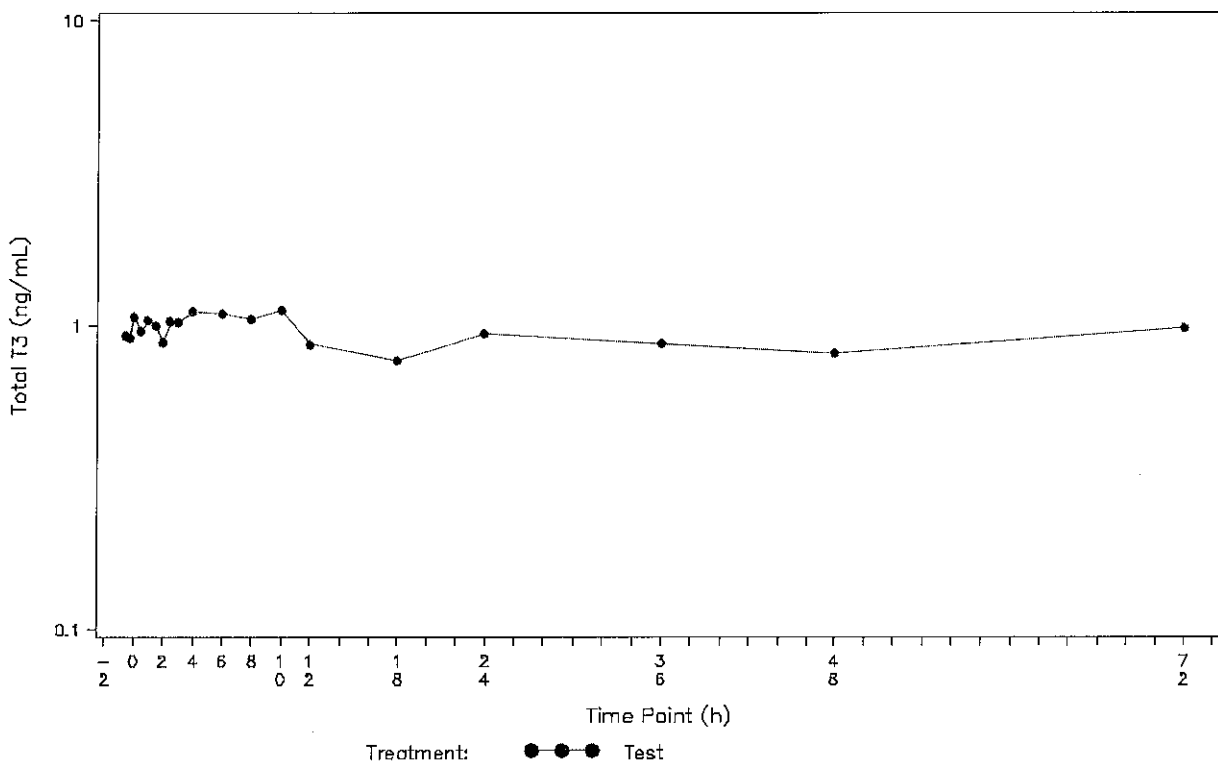


@:Subjects excluded from PK Population;
Test: 600 µg (3*200 µg tablets) levothyroxine new formulation.
Reference: 600 µg (3*200 µg tablets) levothyroxine old formulation.
Source: Table 16.2.5.3

/project24/ep/blinded/e210899_merc/stats/versioncontrol/primary/scripts/program/main/TFL programs/figures/figure
15.4.2.12.sas

Figure 15.4.2.12 Concentration-Time Profiles: Individual Concentration versus Actual Time in Semi-Logarithmic Scale
(For Total T3 values) (Safety Population)

Subject ID/Random Number:

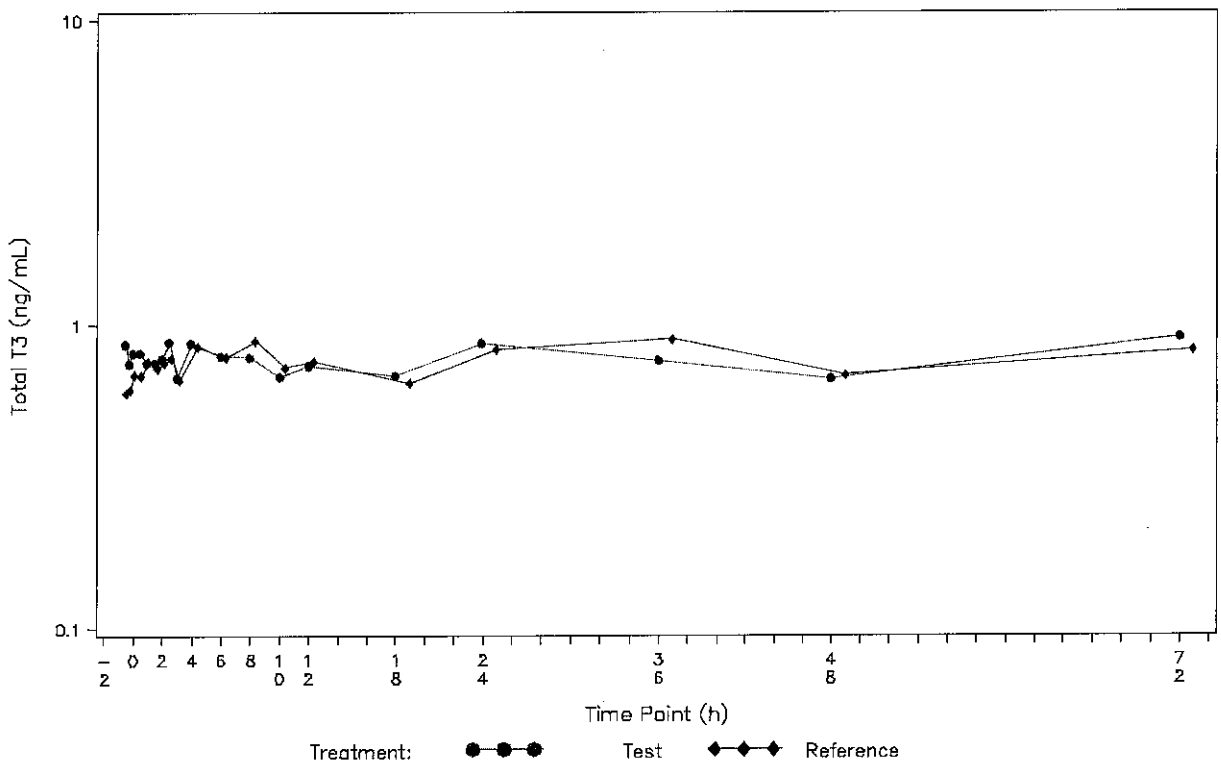


@:Subjects excluded from PK Population;
Test: 600 µg (3*200 µg tablets) levothyroxine new formulation.
Reference: 600 µg (3*200 µg tablets) levothyroxine old formulation.
Source: Table 16.2.5.3

/project24/ep/blinded/e210899_merc/stats/versioncontrol/primary/scripts/program/main/TFL programs/figures/Figure
15.4.2.12.sas

Figure 15.4.2.12 Concentration-Time Profiles: Individual Concentration versus Actual Time in Semi-Logarithmic Scale (For Total T3 values) (Safety Population)

Subject ID/Random Number:



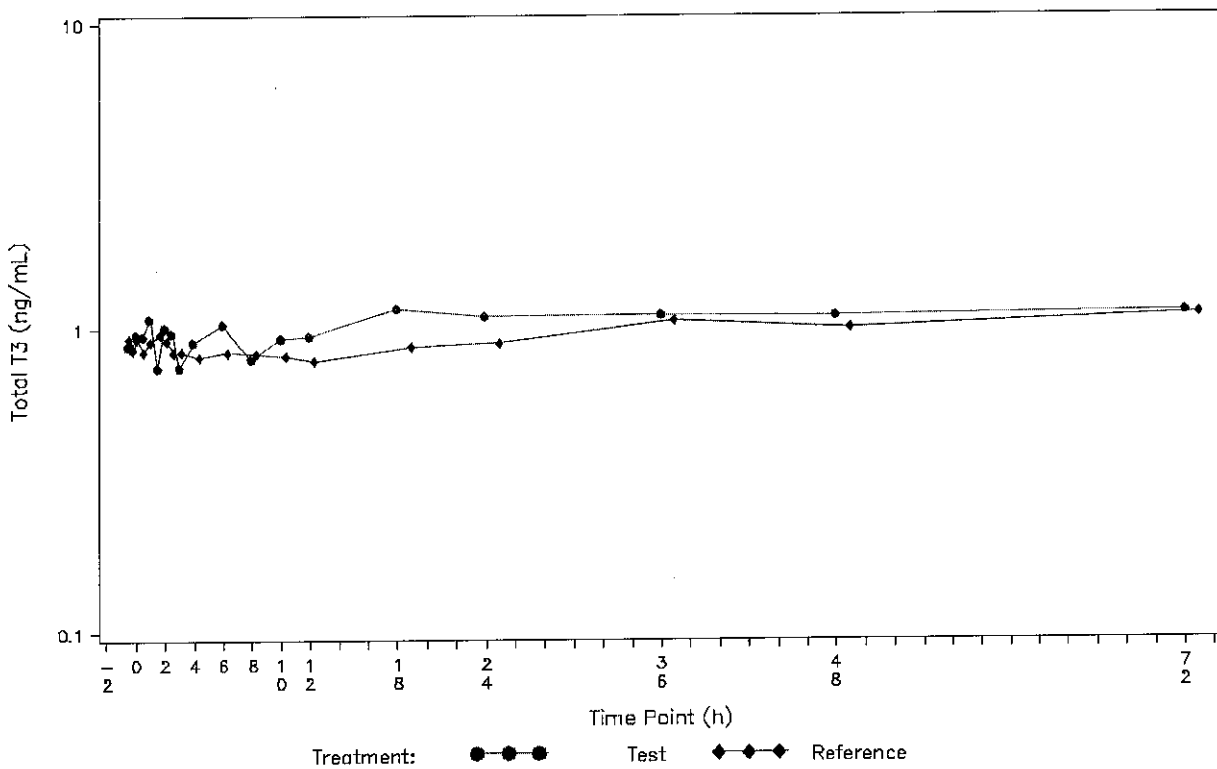
⊘: Subjects excluded from PK Population;
Test: 600 µg (3*200 µg tablets) levothyroxine new formulation.
Reference: 600 µg (3*200 µg tablets) levothyroxine old formulation.
Source: Table 16.2.5.3

/project24/ep/blinded/e210899_merc/stats/versioncontrol/primary/scripts/program/main/TFL programs/figures/figure
15.4.2.12.sas



Merck Serono
EMR 200125-001
Figure 15.4.2.12 Concentration-Time Profiles: Individual Concentration versus Actual Time in Semi-Logarithmic Scale
(For Total T3 values) (Safety Population)

Subject ID/Random Number:



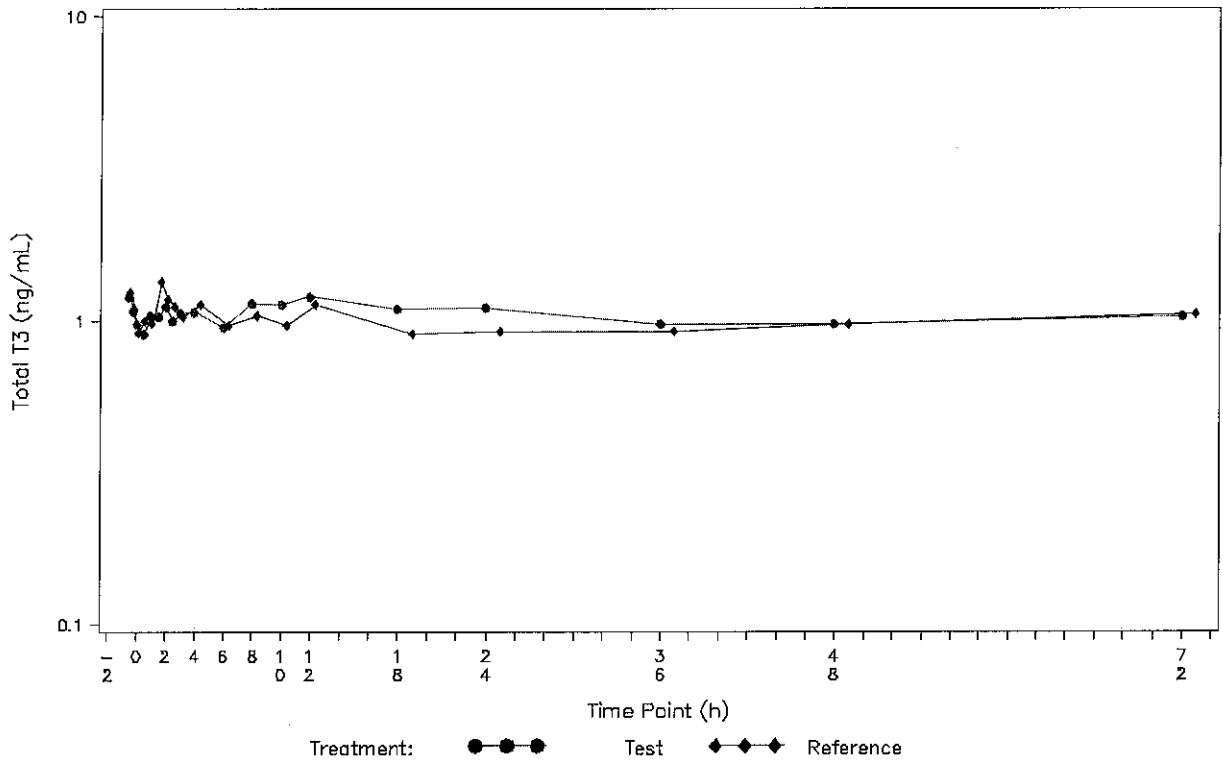
@:Subjects excluded from PK Population;
Test: 600 µg (3*200 µg tablets) levothyroxine new formulation.
Reference: 600 µg (3*200 µg tablets) levothyroxine old formulation.
Source: Table 16.2.5.3

/project24/ep/blinded/e210899_merc/stats/versioncontrol/primary/scripts/program/main/TFL programs/figures/figure
15.4.2.12.sas



Figure 15.4.2.12 Concentration-Time Profiles: Individual Concentration versus Actual Time in Semi-Logarithmic Scale
(For Total T3 values) (Safety Population)

Subject ID/Random Number:

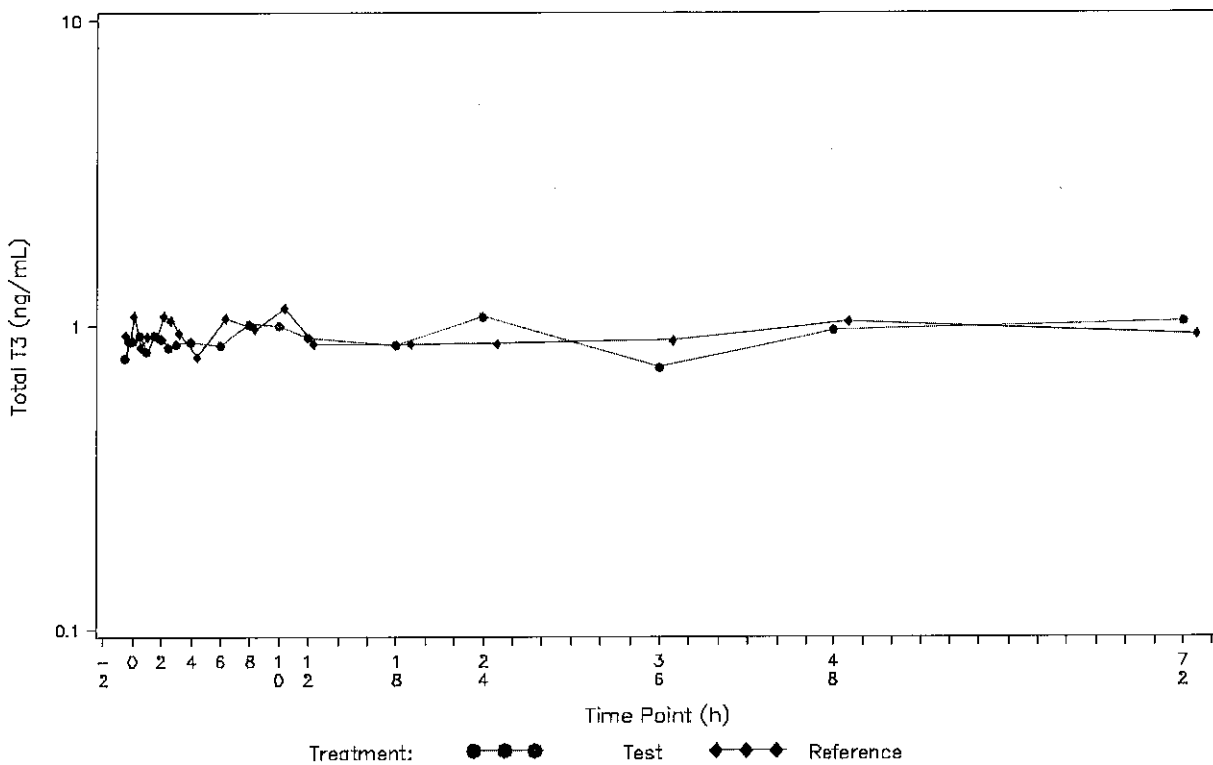


0: Subjects excluded from PK Population;
Test: 600 µg (3*200 µg tablets) levothyroxine new formulation.
Reference: 600 µg (3*200 µg tablets) levothyroxine old formulation.
Source: Table 16.2.5.3

/project24/ep/blinded/e210899_merc/stats/versioncontrol/primary/scripts/program/main/TFL programs/figures/figure
15.4.2.12.sas

Figure 15.4.2.12 Concentration-Time Profiles: Individual Concentration versus Actual Time in Semi-Logarithmic Scale (For Total T3 values) (Safety Population)

Subject ID/Random Number:

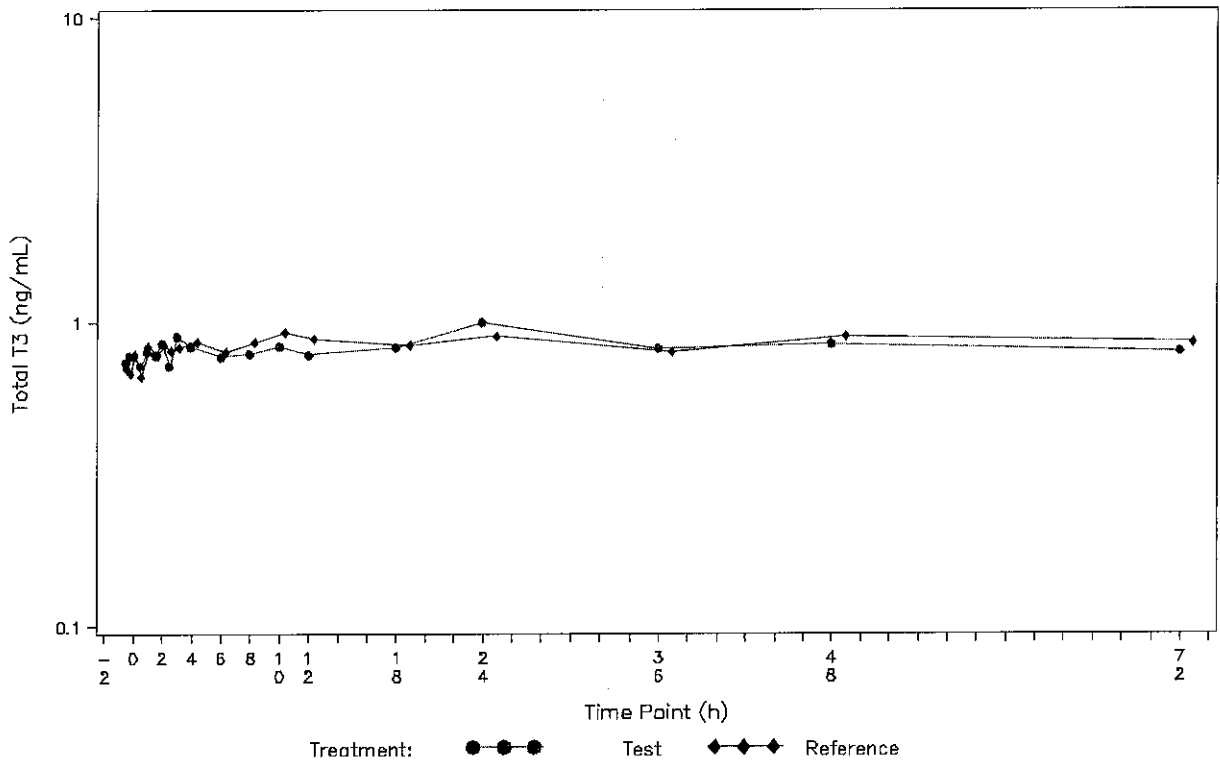


@:Subjects excluded from PK Population;
Test: 600 µg (3*200 µg tablets) levothyroxine new formulation.
Reference: 600 µg (3*200 µg tablets) levothyroxine old formulation.
Source: Table 16.2.5.3

/project24/ep/blinded/e210899_merc/stats/versioncontrol/primary/scripts/program/main/TFL programs/figures/Figure 15.4.2.12.sas

Figure 15.4.2.12 Concentration-Time Profiles: Individual Concentration versus Actual Time in Semi-Logarithmic Scale (For Total T3 values) (Safety Population)

Subject ID/Random Number: 1



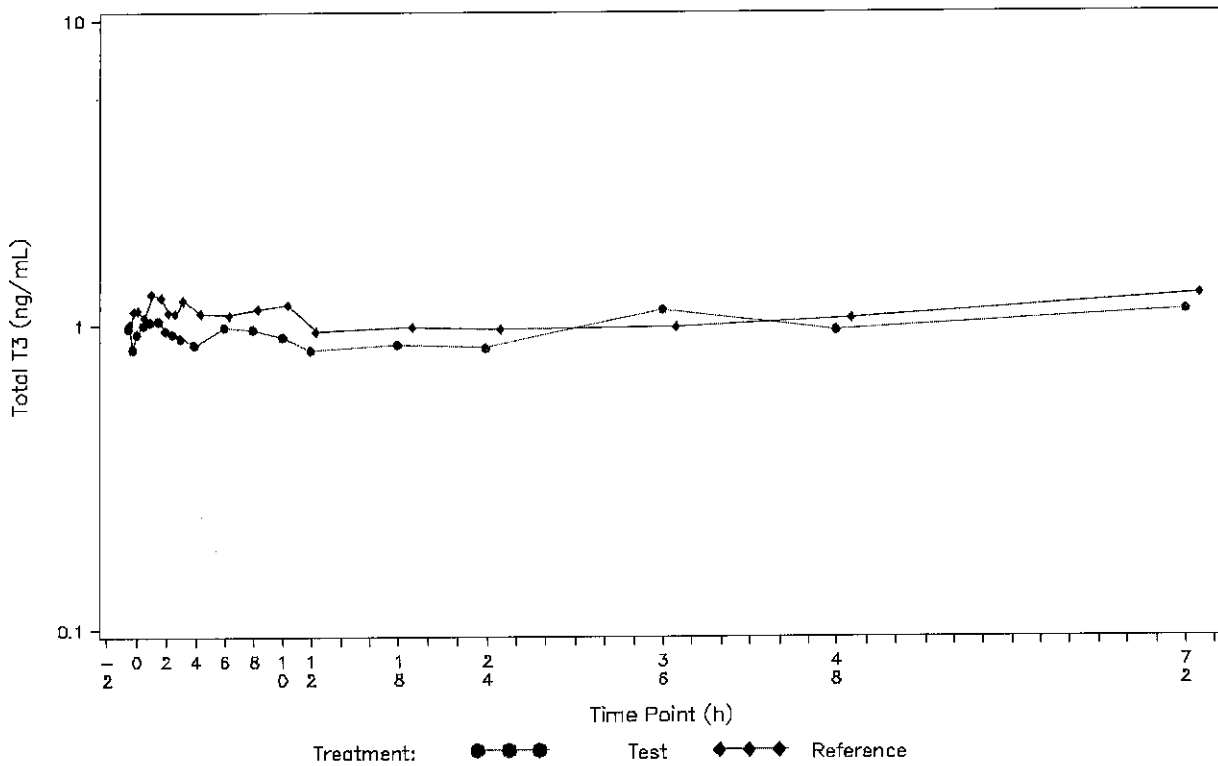
@:Subjects excluded from PK Population;
Test: 600 µg (3*200 µg tablets) levothyroxine new formulation.
Reference: 600 µg (3*200 µg tablets) levothyroxine old formulation.
Source: Table 16.2.5.3

/project24/ep/blinded/e210899_merc/stats/versioncontrol/primary/scripts/program/main/TFL programs/figures/Figure
15.4.2.12.sas



Merck Serono
EMR 200125-001
Figure 15.4.2.12 Concentration-Time Profiles: Individual Concentration versus Actual Time in Semi-Logarithmic Scale
(For Total T3 values) (Safety Population)

Subject ID/Random Number:



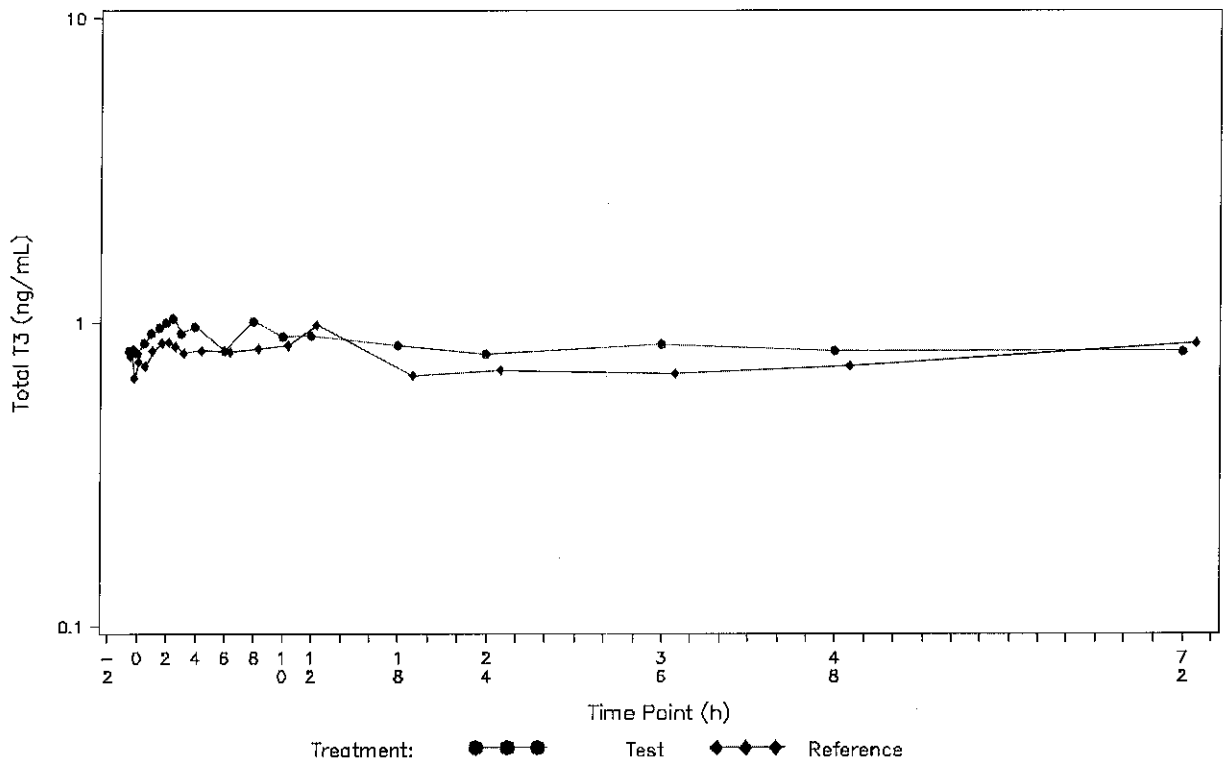
@:Subjects excluded from PK Population;
Test: 600 µg (3*200 µg tablets) levothyroxine new formulation.
Reference: 600 µg (3*200 µg tablets) levothyroxine old formulation.
Source: Table 16.2.5.3

/project24/ep/blinded/e210899_merc/stats/versioncontrol/primary/scripts/program/main/TFL programs/figures/figure
15.4.2.12.sas



Figure 15.4.2.12 Concentration-Time Profiles: Individual Concentration versus Actual Time in Semi-Logarithmic Scale (For Total T3 values) (Safety Population)

Subject ID/Random Number: ..

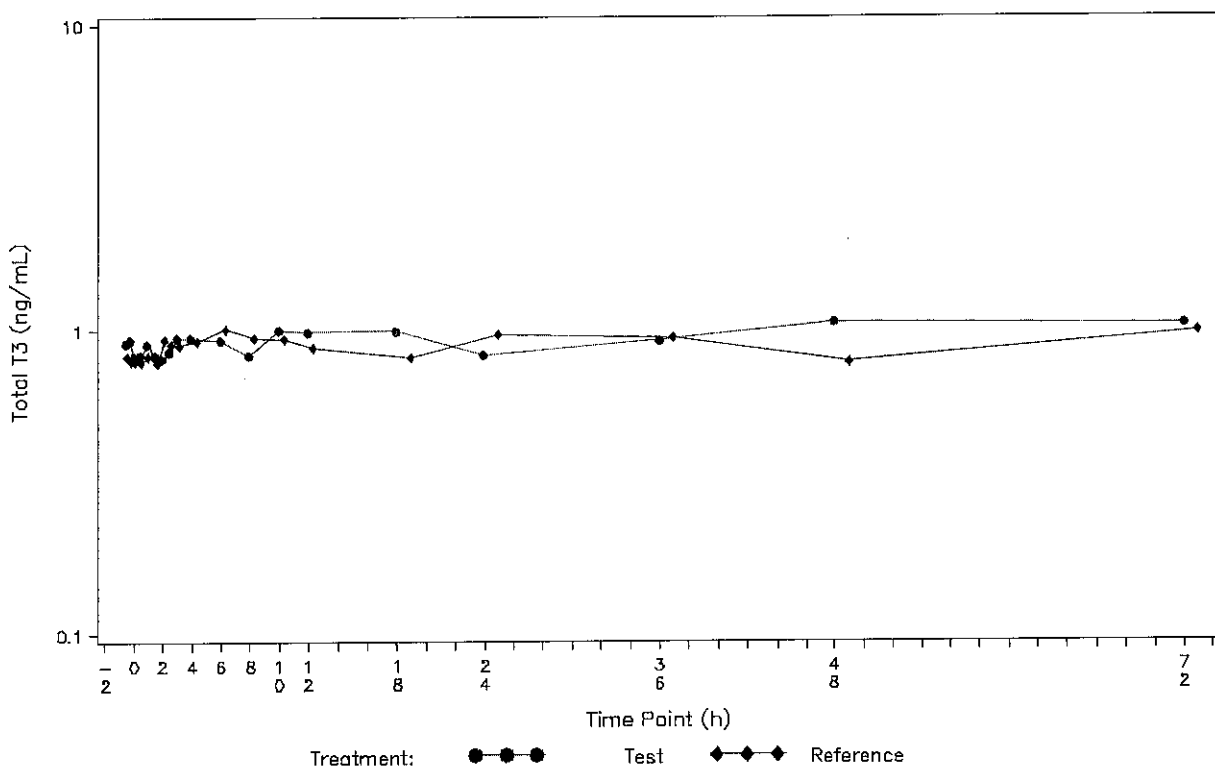


@:Subjects excluded from PK Population;
Test: 600 µg (3*200 µg tablets) levothyroxine new formulation.
Reference: 600 µg (3*200 µg tablets) levothyroxine old formulation.
Source: Table 16.2.5.3

/project24/ep/blinded/e210899_merc/stats/versioncontrol/primary/scripts/program/main/TFL programs/figures/figure
15.4.2.12.sas

Merck Serono
EMR 200125-001
Figure 15.4.2.12 Concentration-Time Profiles: Individual Concentration versus Actual Time in Semi-Logarithmic Scale
(For Total T3 values) (Safety Population)

Subject ID/Random Number:



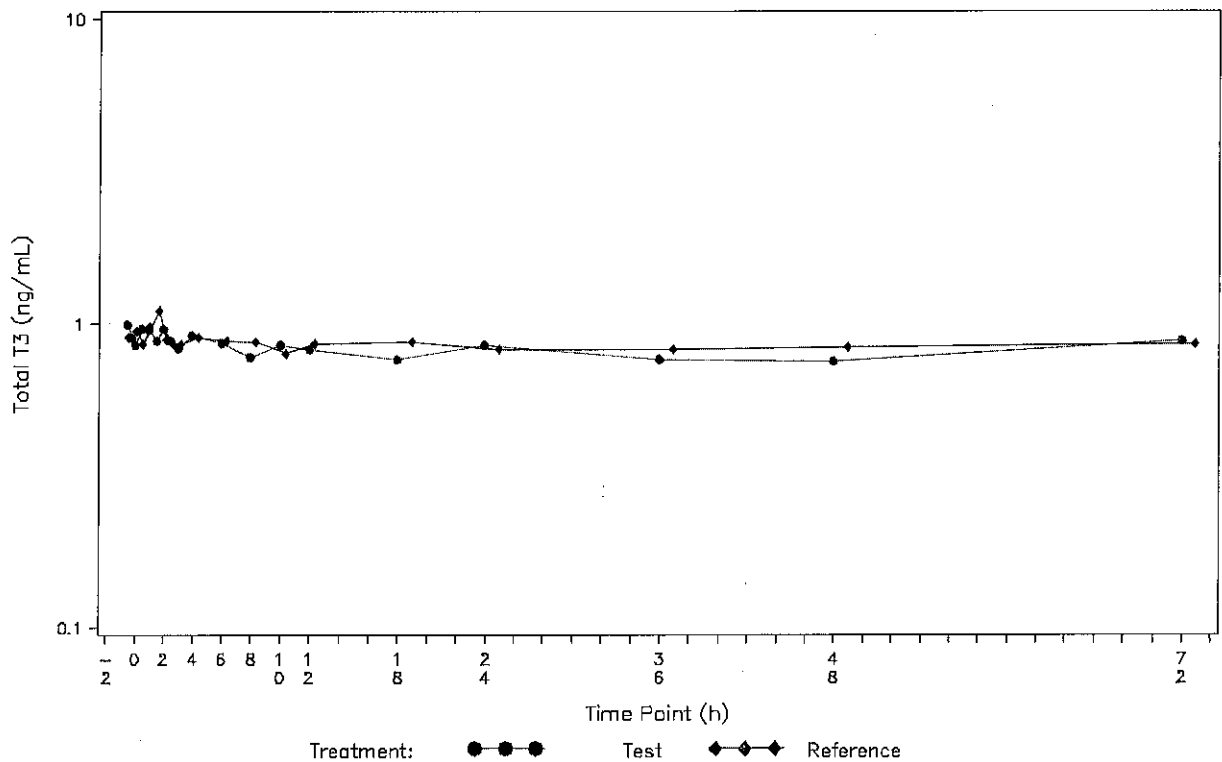
@:Subjects excluded from PK Population;
Test: 600 µg (3*200 µg tablets) levothyroxine new formulation.
Reference: 600 µg (3*200 µg tablets) levothyroxine old formulation.
Source: Table 16.2.5.3

/project24/ep/blinded/e210899_merc/stats/versioncontrol/primary/scripts/program/main/TFL programs/figures/figure
15.4.2.12.sas



Figure 15.4.2.12 Concentration-Time Profiles: Individual Concentration versus Actual Time in Semi-Logarithmic Scale
(For Total T3 values) (Safety Population)

Subject ID/Random Number:

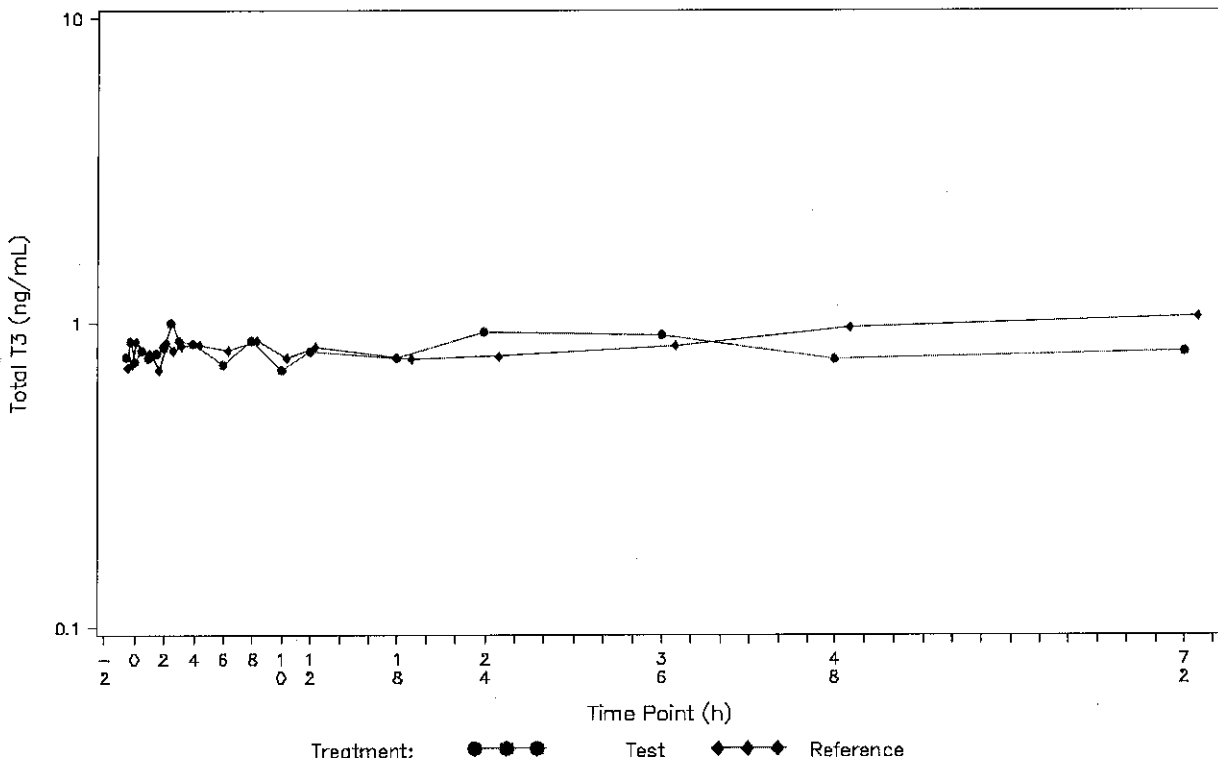


⊘: Subjects excluded from PK Population;
Test: 600 µg (3*200 µg tablets) levothyroxine new formulation.
Reference: 600 µg (3*200 µg tablets) levothyroxine old formulation.
Source: Table 16.2.5.3

/project24/ep/blinded/e210899_merc/stats/versioncontrol/primary/scripts/program/main/TFL programs/figures/Figure
15.4.2.12.sas

Merck Serono
EMR 200125-001
Figure 15.4.2.12 Concentration-Time Profiles: Individual Concentration versus Actual Time in Semi-Logarithmic Scale
(For Total T3 values) (Safety Population)

Subject ID/Random Number: .

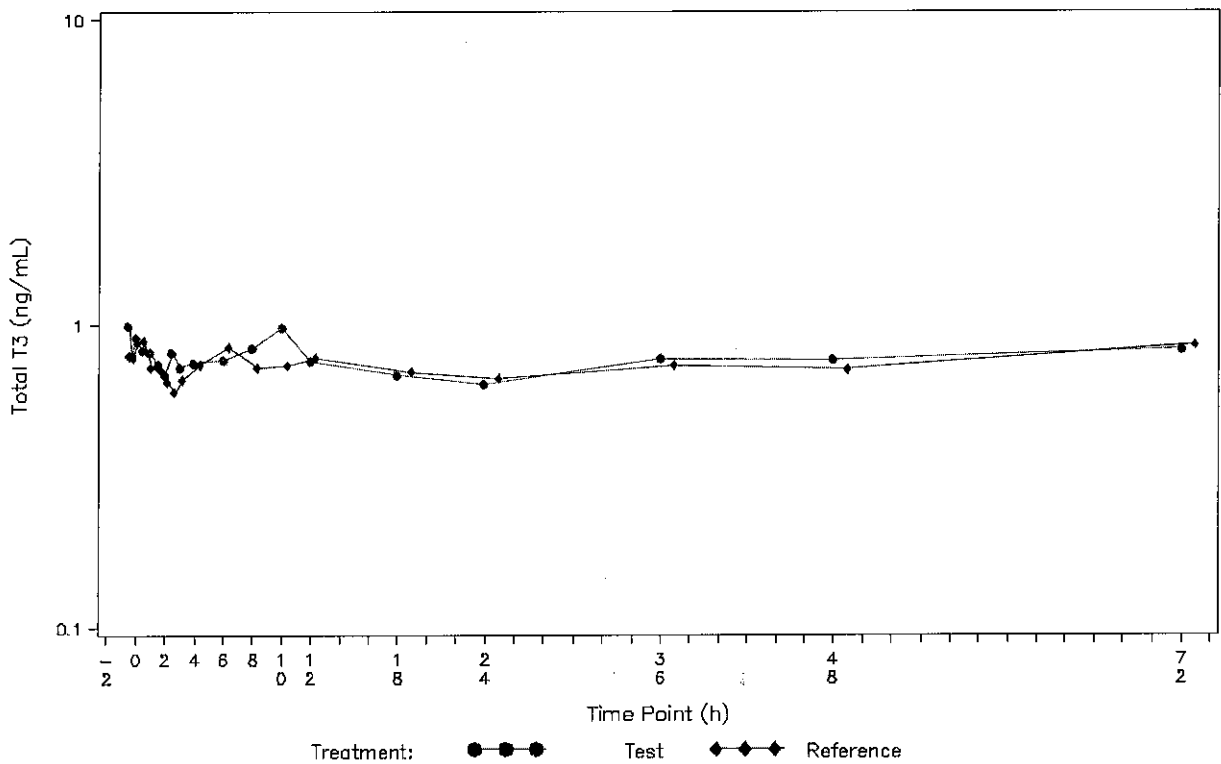


@:Subjects excluded from PK Population;
Test: 600 µg (3*200 µg tablets) levothyroxine new formulation.
Reference: 600 µg (3*200 µg tablets) levothyroxine old formulation.
Source: Table 16.2.5.3

/project24/ep/blinded/e210899_merc/stats/versioncontrol/primary/scripts/program/main/TFL programs/figures/figure
15.4.2.12.sas

Figure 15.4.2.12 Concentration-Time Profiles: Individual Concentration versus Actual Time in Semi-Logarithmic Scale
(For Total T3 values) (Safety Population)

Subject ID/Random Number:



0: Subjects excluded from PK Population;
Test: 600 µg (3*200 µg tablets) levothyroxine new formulation.
Reference: 600 µg (3*200 µg tablets) levothyroxine old formulation.
Source: Table 16.2.5.3

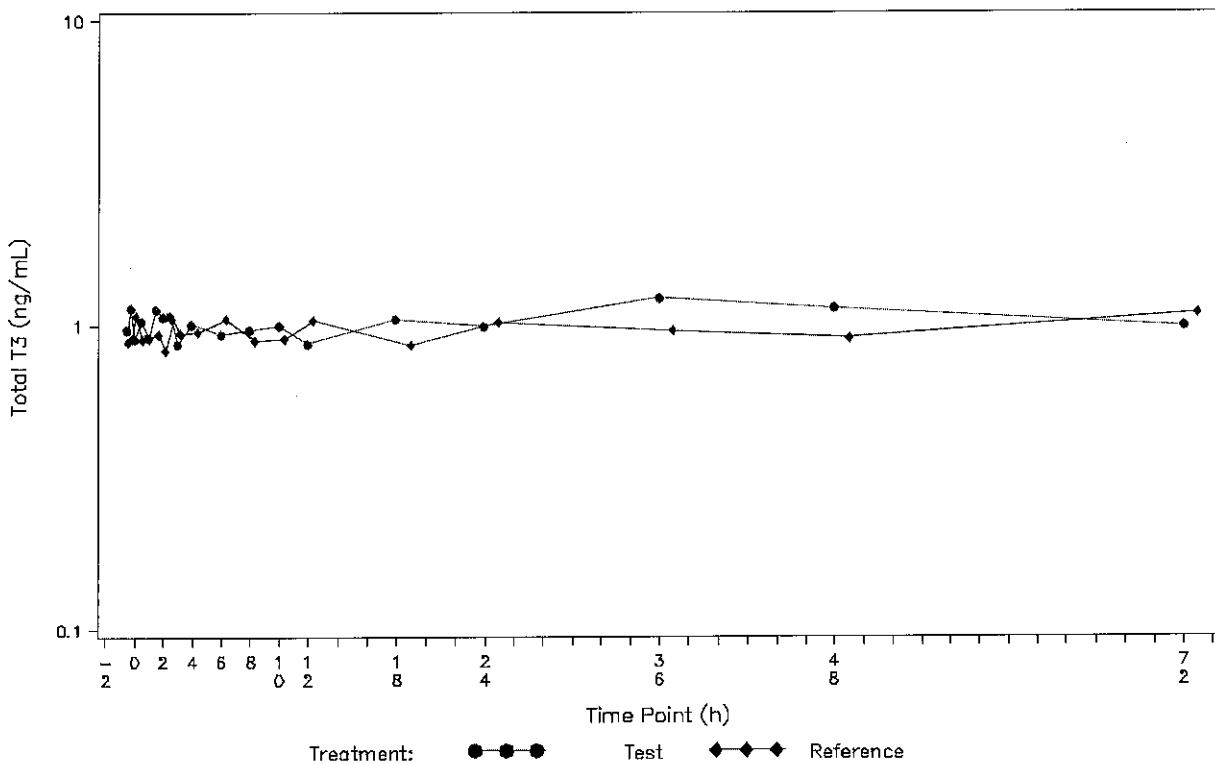
/project24/ep/blinded/e210899_merc/stats/versioncontrol/primary/scripts/program/main/TFL programs/figures/figure
15.4.2.12.sas



Merck Serono
EMR 200125-001

Figure 15.4.2.12 Concentration-Time Profiles: Individual Concentration versus Actual Time in Semi-Logarithmic Scale
(For Total T3 values) (Safety Population)

Subject ID/Random Number: :



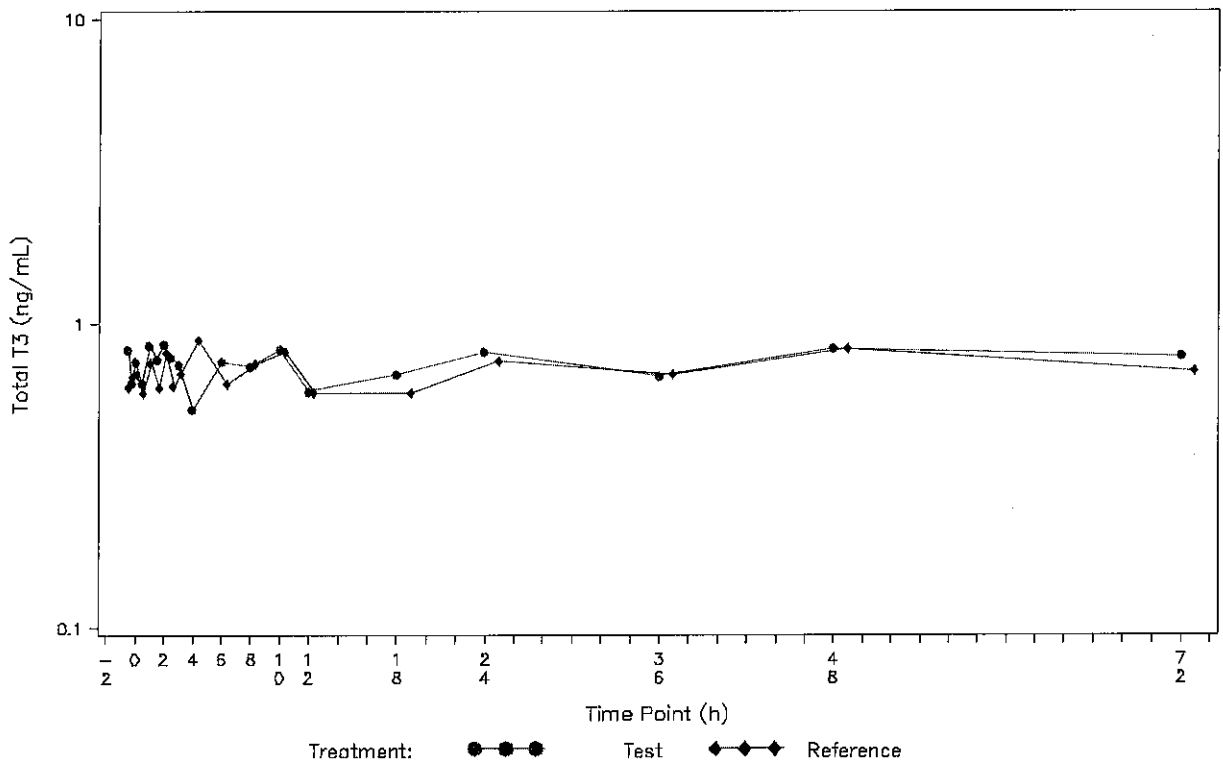
@:Subjects excluded from PK Population;
Test: 600 µg (3*200 µg tablets) levothyroxine new formulation.
Reference: 600 µg (3*200 µg tablets) levothyroxine old formulation.
Source: Table 16.2.5.3

/project24/ep/blinded/e210899_merc/stats/versioncontrol/primary/scripts/program/main/TFL programs/figures/figure
15.4.2.12.sas



Figure 15.4.2.12 Concentration-Time Profiles: Individual Concentration versus Actual Time in Semi-Logarithmic Scale (For Total T3 values) (Safety Population)

Subject ID/Random Number: .



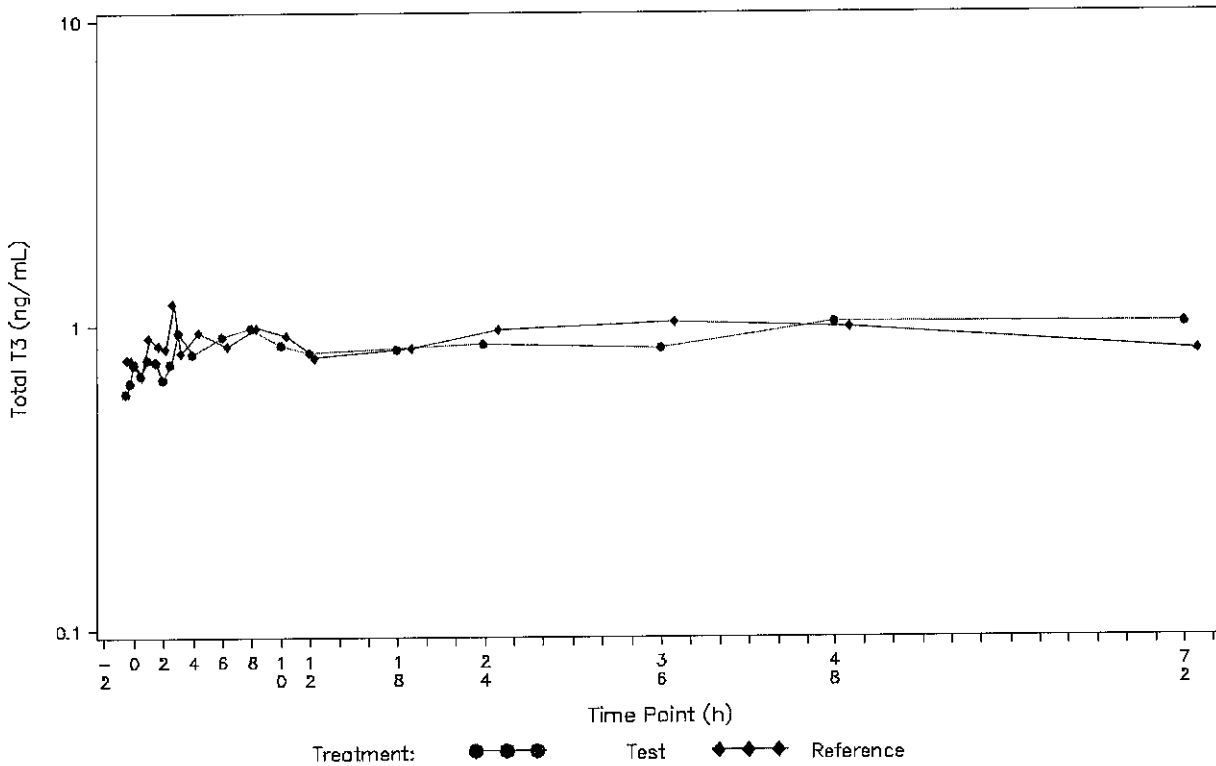
⊖: Subjects excluded from PK Population;
Test: 600 µg (3*200 µg tablets) levothyroxine new formulation.
Reference: 600 µg (3*200 µg tablets) levothyroxine old formulation.
Source: Table 16.2.5.3

/project24/ep/blinded/e210899_merc/stats/versioncontrol/primary/scripts/program/main/TFL programs/Figures/Figure 15.4.2.12.sas

Merck Serono
EMR 200125-001

Figure 15.4.2.12 Concentration-Time Profiles: Individual Concentration versus Actual Time in Semi-Logarithmic Scale
(For Total T3 values) (Safety Population)

Subject ID/Random Number: :



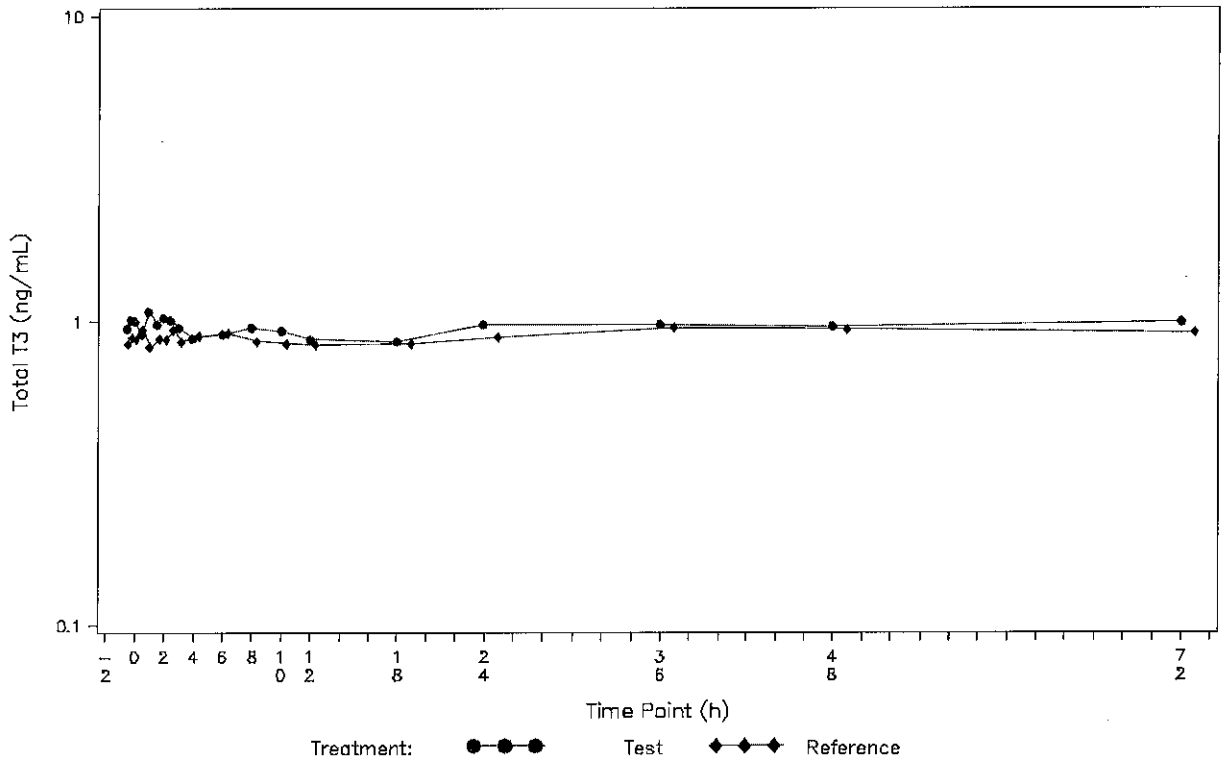
@:Subjects excluded from PK Population;
Test: 600 µg (3*200 µg tablets) levothyroxine new formulation.
Reference: 600 µg (3*200 µg tablets) levothyroxine old formulation.
Source: Table 16.2.5.3

/project24/ep/blinded/e210899_merc/stats/versioncontrol/primary/scripts/program/main/TFL programs/figures/figure
15.4.2.12.sas



Figure 15.4.2.12 Concentration-Time Profiles: Individual Concentration versus Actual Time in Semi-Logarithmic Scale (For Total T3 values) (Safety Population)

Subject ID/Random Number:

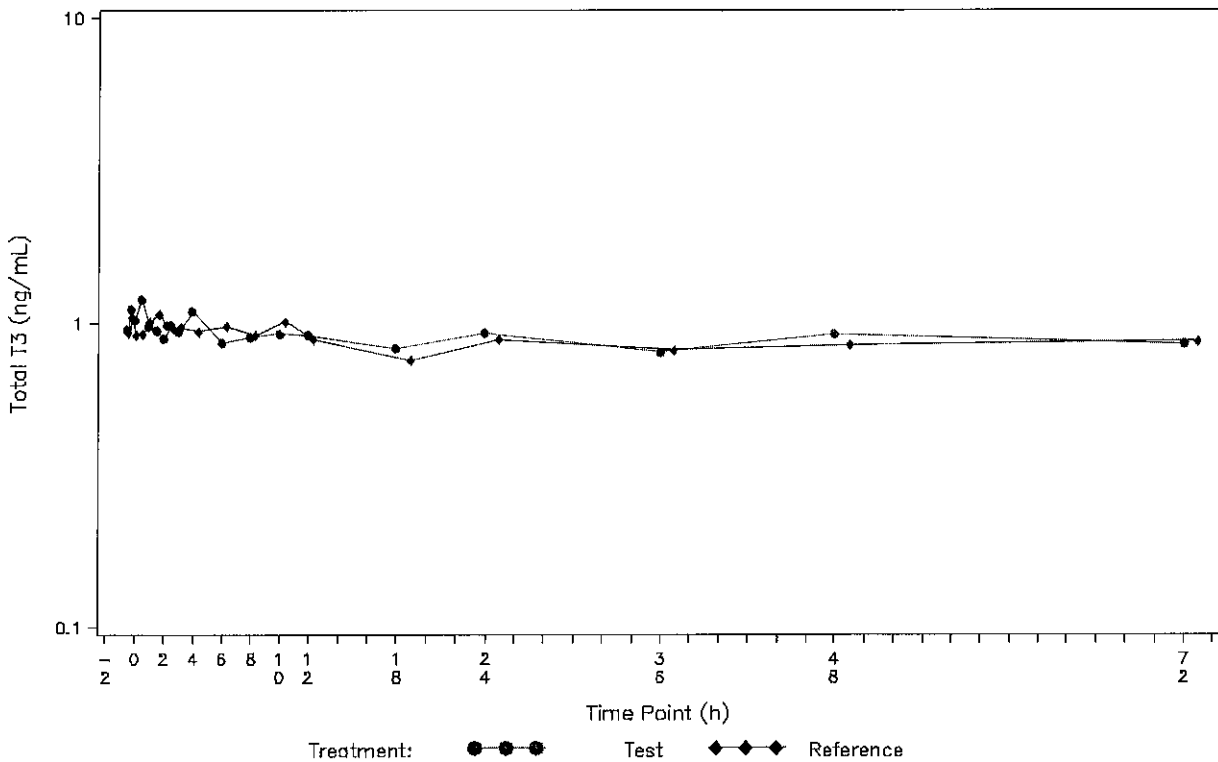


@:Subjects excluded from PK Population;
Test: 600 µg (3*200 µg tablets) levothyroxine new formulation.
Reference: 600 µg (3*200 µg tablets) levothyroxine old formulation.
Source: Table 16.2.5.3

/project24/ep/blinded/e210899_merc/stats/versioncontrol/primary/scripts/program/main/TFL programs/Figures/Figure 15.4.2.12.sas

Figure 15.4.2.12 Concentration-Time Profiles: Individual Concentration versus Actual Time in Semi-Logarithmic Scale
(For Total T3 values) (Safety Population)

Subject ID/Random Number: :



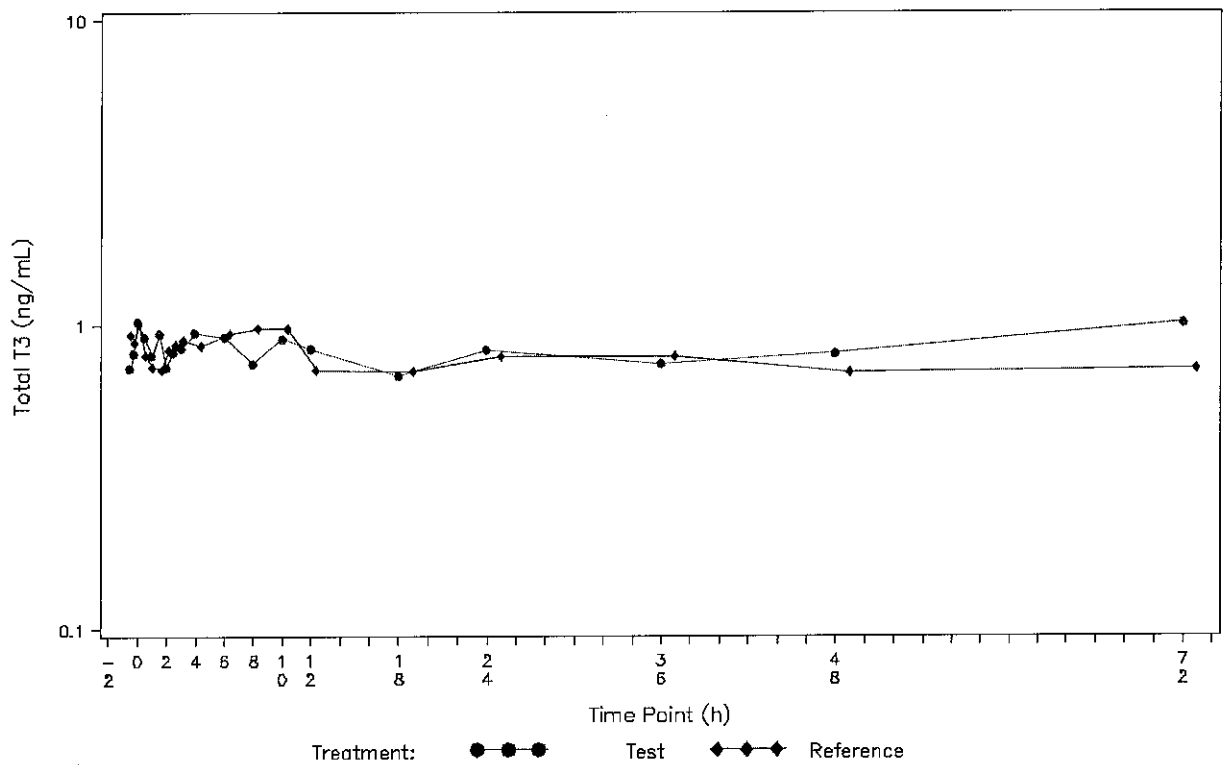
@:Subjects excluded from PK Population;
Test: 600 µg (3*200 µg tablets) levothyroxine new formulation.
Reference: 600 µg (3*200 µg tablets) levothyroxine old formulation.
Source: Table 16.2.5.3

/project24/ep/blinded/e210899_merc/stats/versioncontrol/primary/scripts/program/main/TPL programs/figures/figure
15.4.2.12.sas



Figure 15.4.2.12 Concentration-Time Profiles: Individual Concentration versus Actual Time in Semi-Logarithmic Scale (For Total T3 values) (Safety Population)

Subject ID/Random Number:



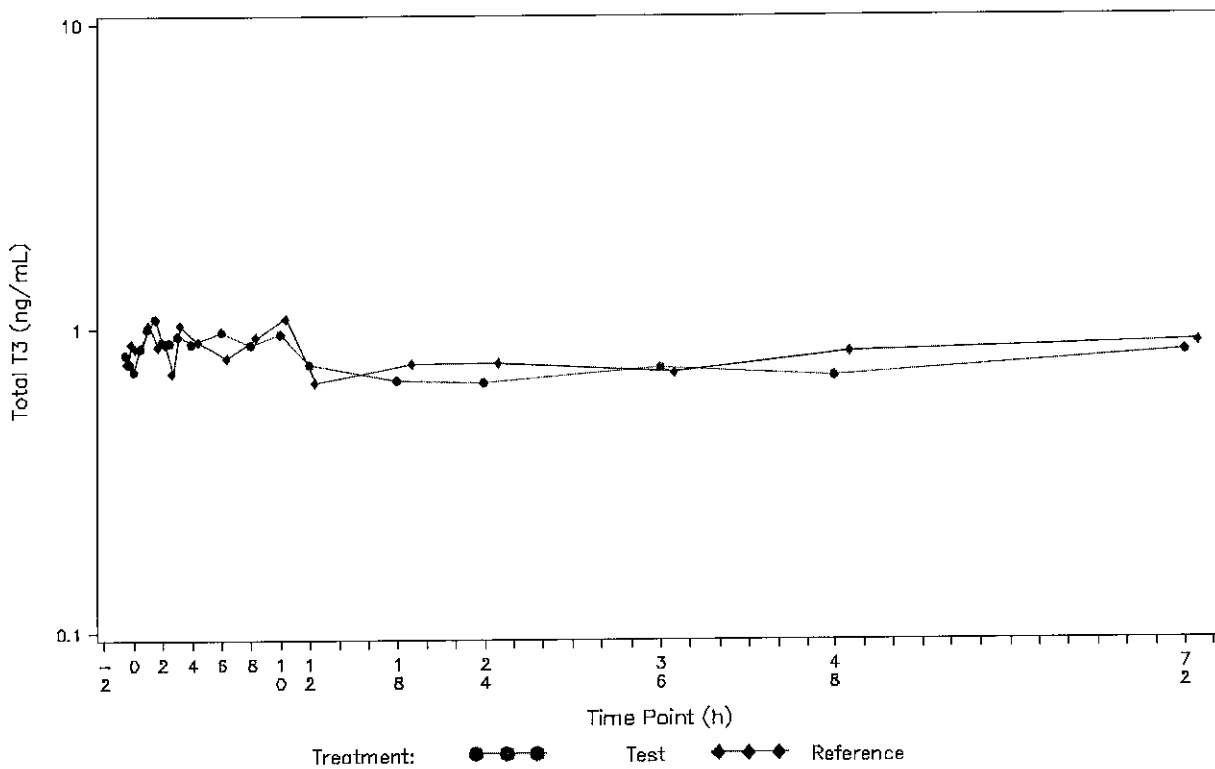
@:Subjects excluded from PK Population;
Test: 600 µg (3*200 µg tablets) levothyroxine new formulation.
Reference: 600 µg (3*200 µg tablets) levothyroxine old formulation.
Source: Table 16.2.5.3

/project24/ep/blinded/e210899_merc/stats/versioncontrol/primary/scripts/program/main/TFL programs/figures/figure
15.4.2.12.sas



Merck Serono
EMR 200125-001
Figure 15.4.2.12 Concentration-Time Profiles: Individual Concentration versus Actual Time in Semi-Logarithmic Scale
(For Total T3 values) (Safety Population)

Subject ID/Random Number:



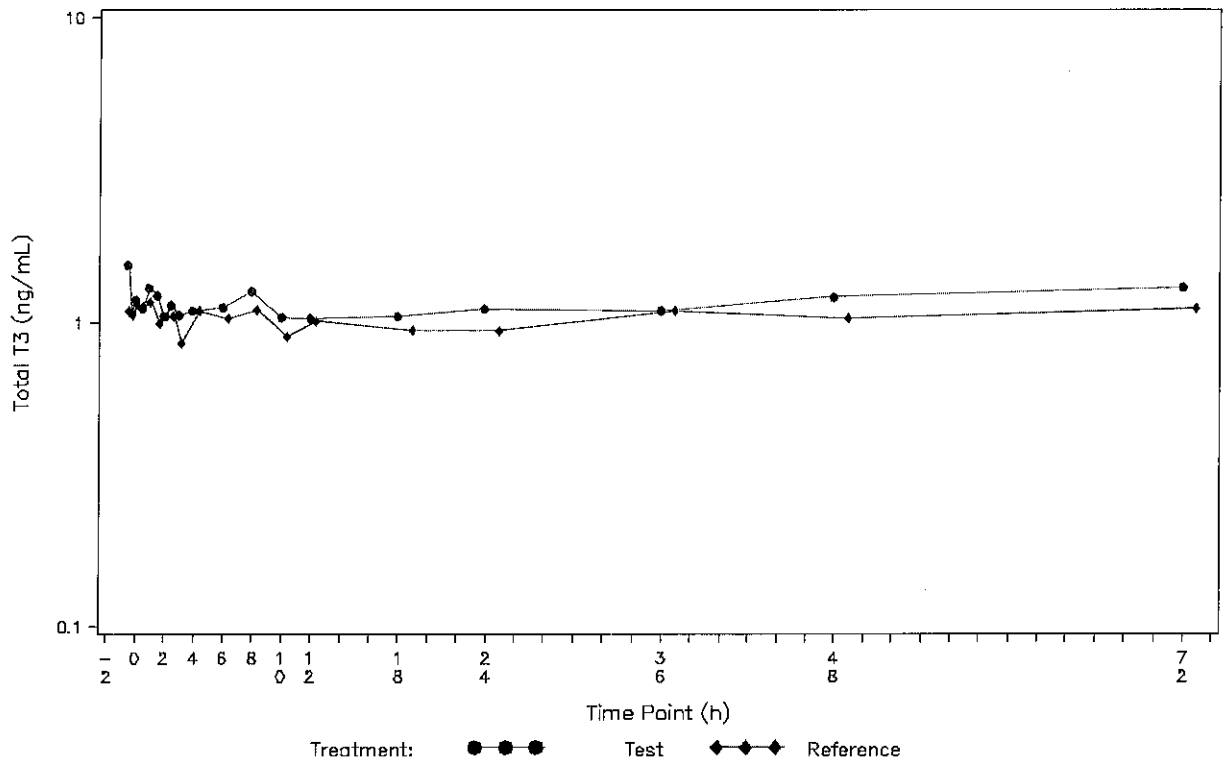
@:Subjects excluded from PK Population;
Test: 600 µg (3*200 µg tablets) levothyroxine new formulation.
Reference: 600 µg (3*200 µg tablets) levothyroxine old formulation.
Source: Table 16.2.5.3

/project24/ep/blinded/e210899_merc/stats/versioncontrol/primary/scripts/program/main/TFL programs/figures/figure
15.4.2.12.sas



Figure 15.4.2.12 Concentration-Time Profiles: Individual Concentration versus Actual Time in Semi-Logarithmic Scale (For Total T3 values) (Safety Population)

Subject ID/Random Number:

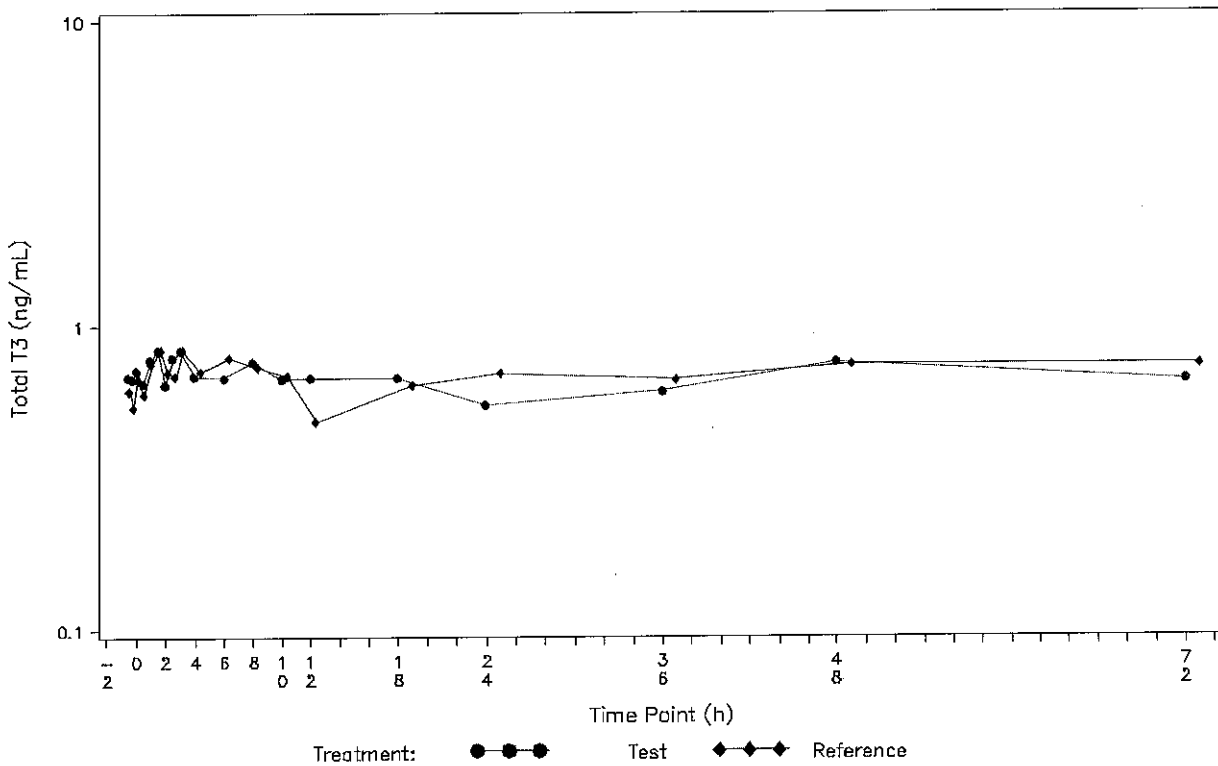


@:Subjects excluded from PK Population;
Test: 600 µg (3*200 µg tablets) levothyroxine new formulation.
Reference: 600 µg (3*200 µg tablets) levothyroxine old formulation.
Source: Table 16.2.5.3

/project24/ep/blinded/e210899_merc/stats/versioncontrol/primary/scripts/program/main/TFL programs/Figures/Figure
15.4.2.12.sas

Merck Serono
EMR 200125-001
Figure 15.4.2.12 Concentration-Time Profiles: Individual Concentration versus Actual Time in Semi-Logarithmic Scale
(For Total T3 values) (Safety Population)

Subject ID/Random Number:



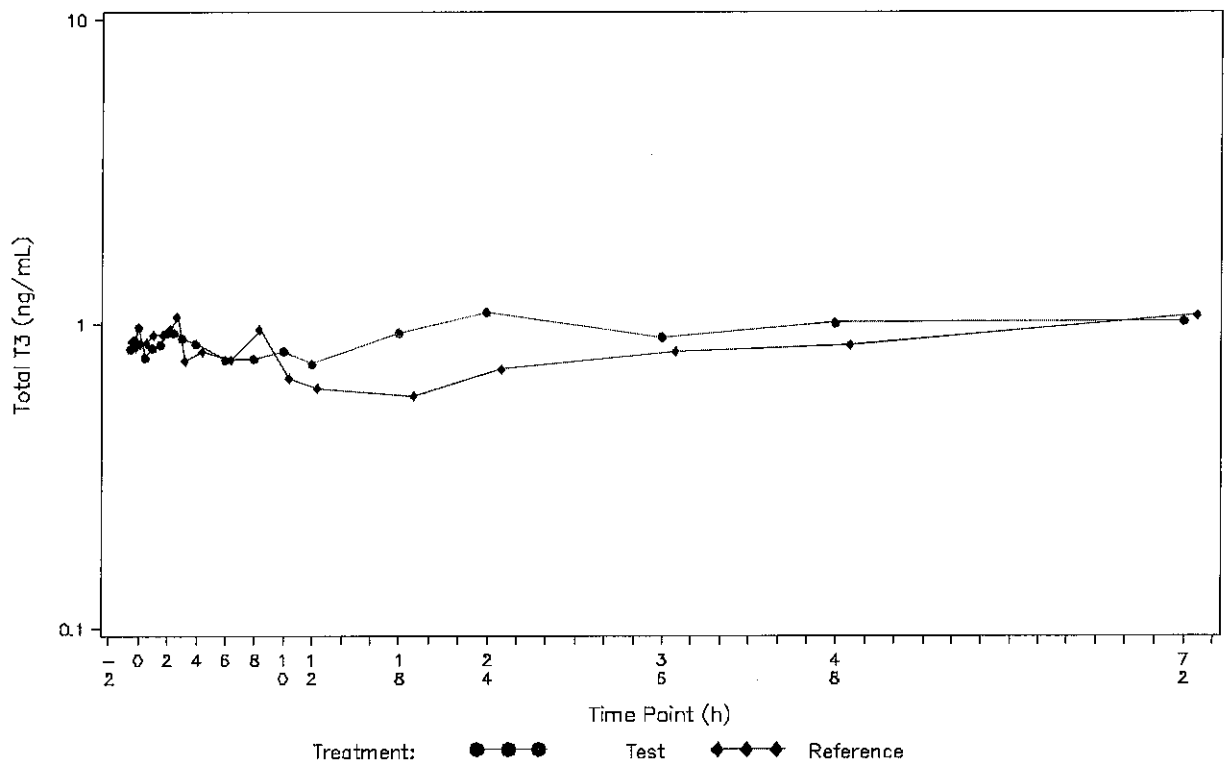
@:Subjects excluded from PK Population;
Test: 600 µg (3*200 µg tablets) levothyroxine new formulation.
Reference: 600 µg (3*200 µg tablets) levothyroxine old formulation.
Source: Table 16.2.5.3

/project24/ep/blinded/e210899_merc/stats/versioncontrol/primary/scripts/program/main/TFL programs/figures/figure
15.4.2.12.sas



Figure 15.4.2.12 Concentration-Time Profiles: Individual Concentration versus Actual Time in Semi-Logarithmic Scale (For Total T3 values) (Safety Population)

Subject ID/Random Number:

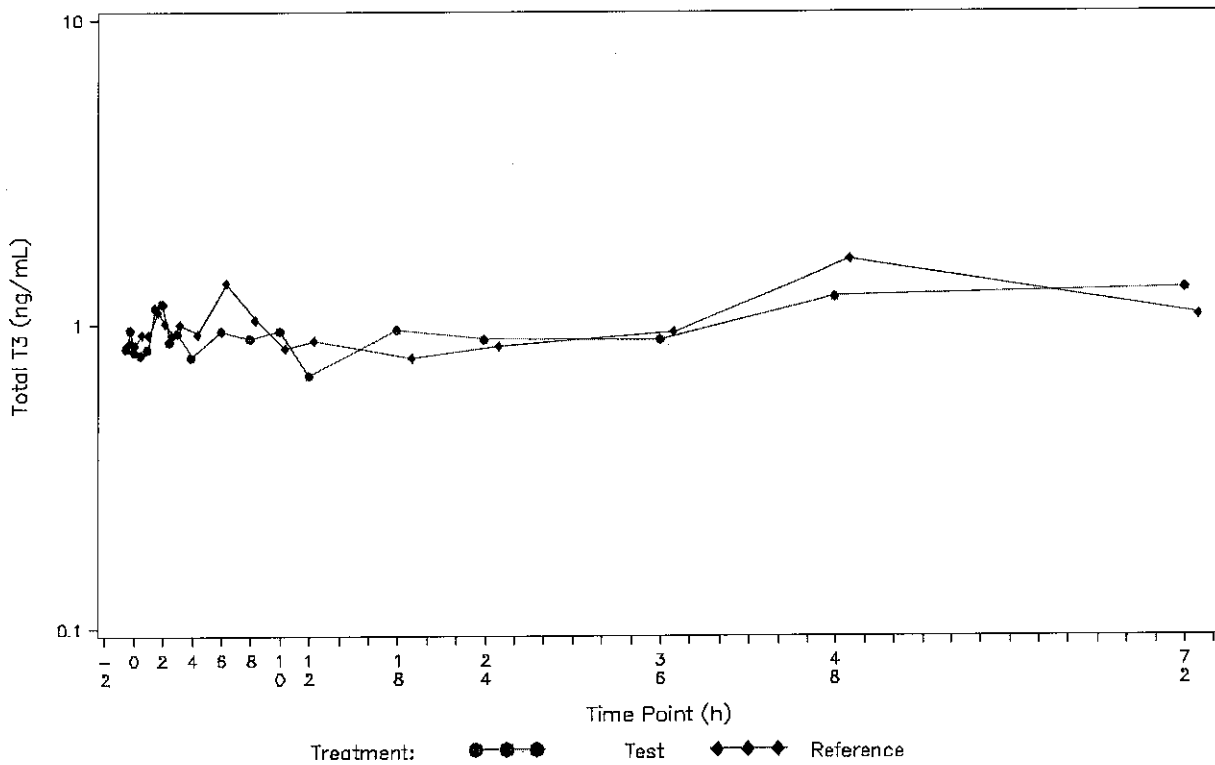


@:Subjects excluded from PK Population;
Test: 600 µg (3*200 µg tablets) levothyroxine new formulation.
Reference: 600 µg (3*200 µg tablets) levothyroxine old formulation.
Source: Table 16.2.5.3

/project24/ep/blinded/e210899_merc/stats/versioncontrol/primary/scripts/program/main/TFL programs/figures/figure
15.4.2.12.sas

Merck Serono
EMR 200125-001
Figure 15.4.2.12 Concentration-Time Profiles: Individual Concentration versus Actual Time in Semi-Logarithmic Scale
(For Total T3 values) (Safety Population)

Subject ID/Random Number:



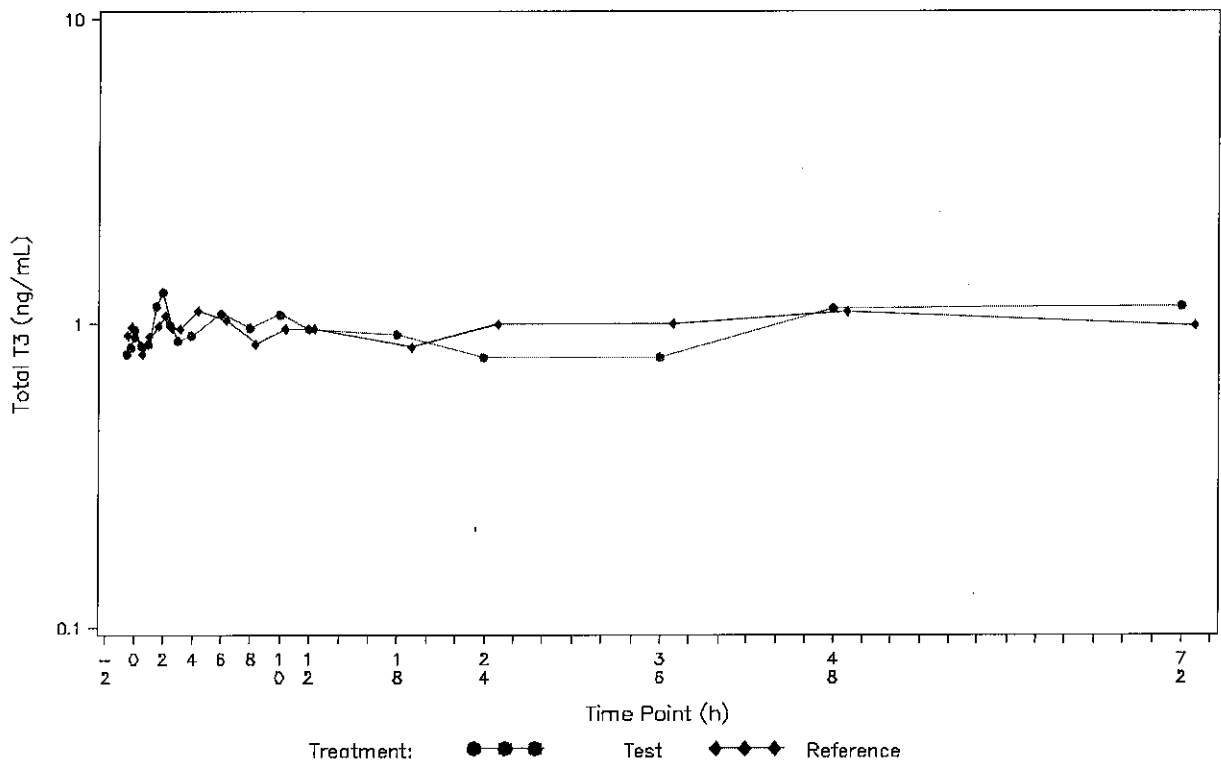
0:Subjects excluded from PK Population;
Test: 600 µg (3*200 µg tablets) levothyroxine new formulation.
Reference: 600 µg (3*200 µg tablets) levothyroxine old formulation.
Source: Table 16.2.5.3

/project24/ep/blinded/e210899_merc/stats/versioncontrol/primary/scripts/program/main/TFL programs/figures/figure
15.4.2.12.sas



Figure 15.4.2.12 Concentration-Time Profiles: Individual Concentration versus Actual Time in Semi-Logarithmic Scale (For Total T3 values) (Safety Population)

Subject ID/Random Number:



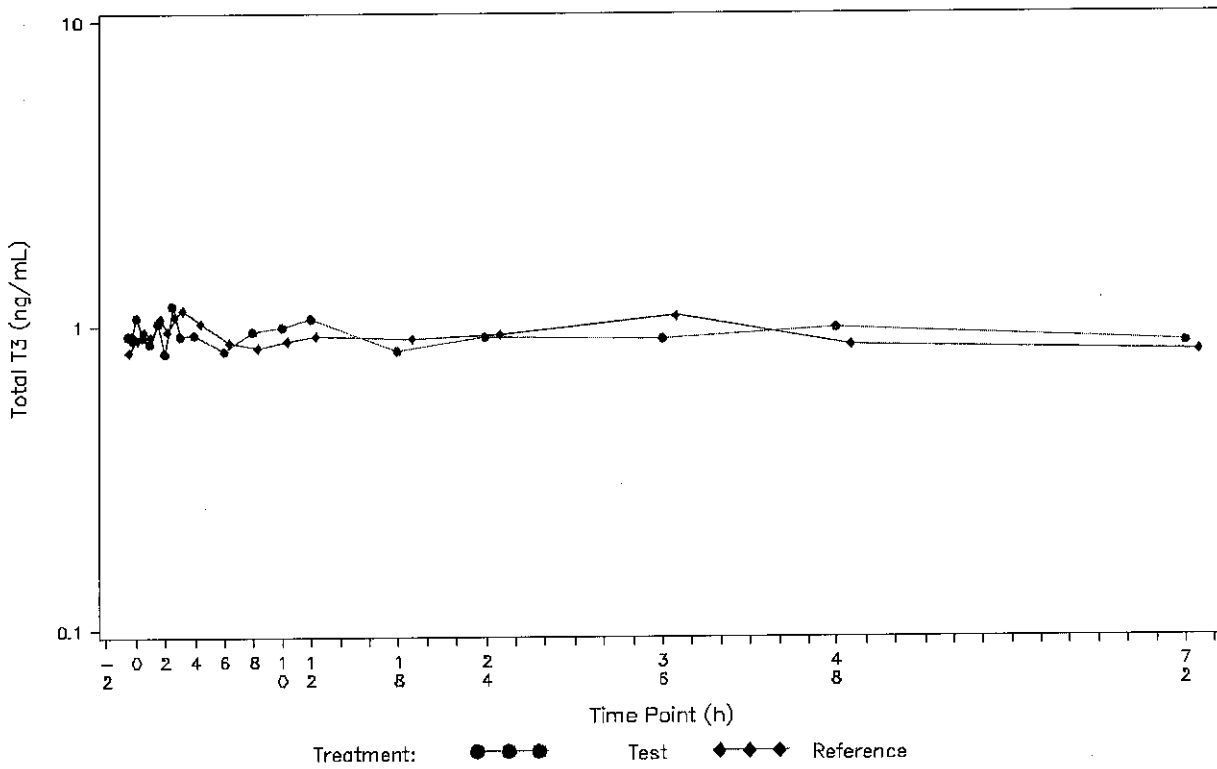
0: Subjects excluded from PK Population;
Test: 600 µg (3*200 µg tablets) levothyroxine new formulation.
Reference: 600 µg (3*200 µg tablets) levothyroxine old formulation.
Source: Table 16.2.5.3

/project24/ep/blinded/e210899_merc/stats/versioncontrol/primary/scripts/program/main/TFL programs/figures/figure
15.4.2.12.sas



Merck Serono
EMR 200125-001
Figure 15.4.2.12 Concentration-Time Profiles: Individual Concentration versus Actual Time in Semi-Logarithmic Scale
(For Total T3 values) (Safety Population)

Subject ID/Random Number:



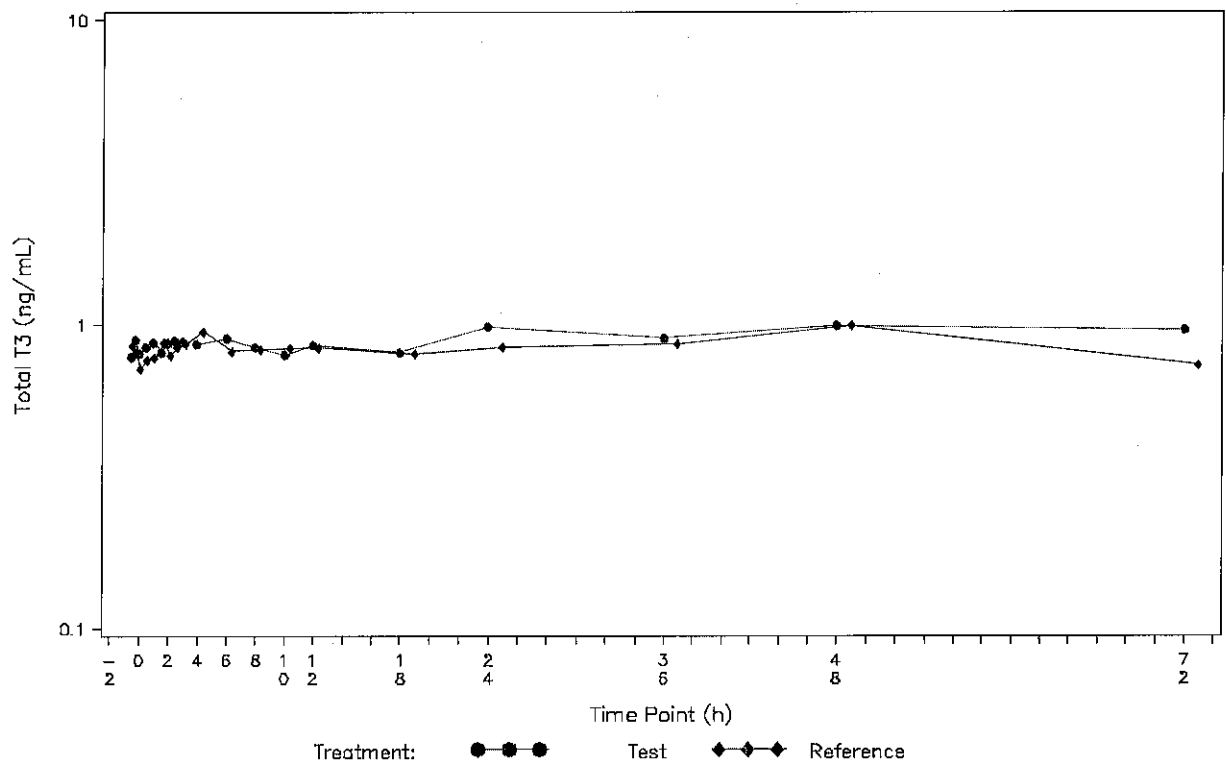
@:Subjects excluded from PK Population;
Test: 600 µg (3*200 µg tablets) levothyroxine new formulation.
Reference: 600 µg (3*200 µg tablets) levothyroxine old formulation.
Source: Table 16.2.5.3

/project24/ep/blinded/e210899_merc/stats/versioncontrol/primary/scripts/program/main/TFL programs/figures/figure
15.4.2.12.sas



Figure 15.4.2.12 Concentration-Time Profiles: Individual Concentration versus Actual Time in Semi-Logarithmic Scale (For Total T3 values) (Safety Population)

Subject ID/Random Number:

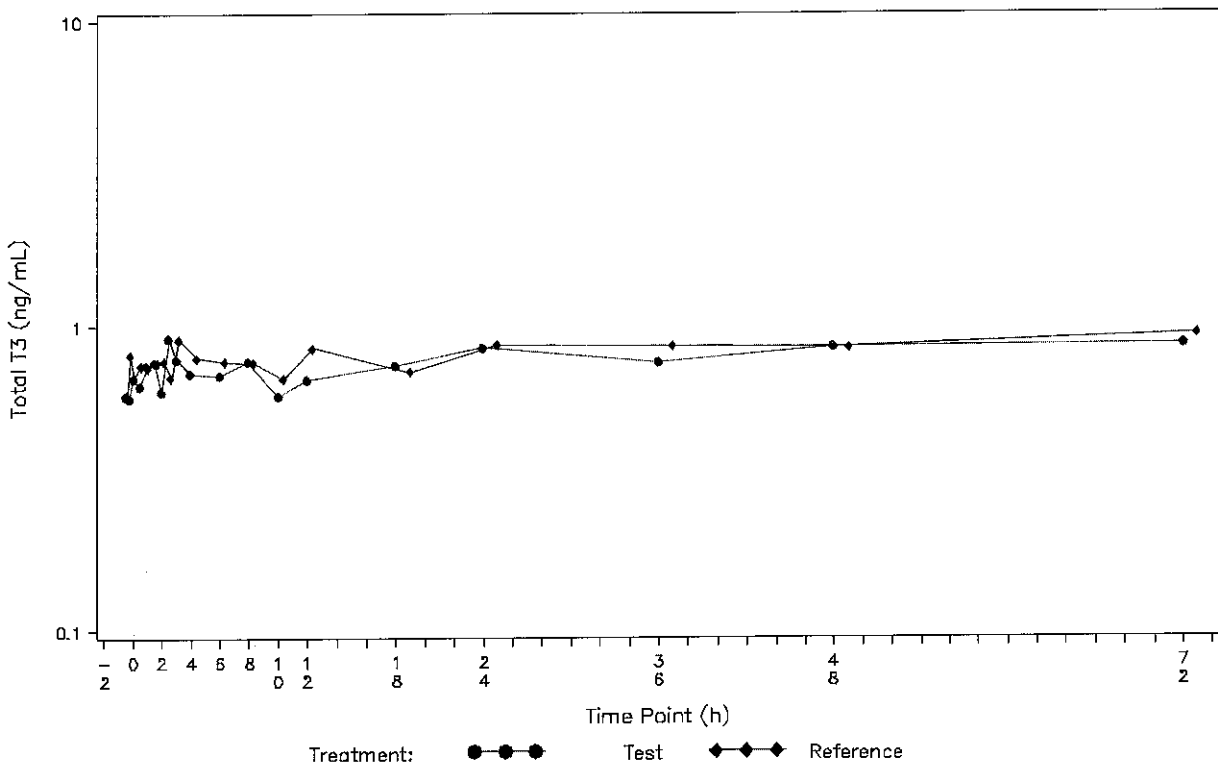


@:Subjects excluded from PK Population;
Test: 600 µg (3*200 µg tablets) levothyroxine new formulation.
Reference: 600 µg (3*200 µg tablets) levothyroxine old formulation.
Source: Table 16.2.5.3

/project24/ep/blinded/e210899_merc/stats/versioncontrol/primary/scripts/program/main/TFL programs/figures/figure
15.4.2.12.sas

Figure 15.4.2.12 Concentration-Time Profiles: Individual Concentration versus Actual Time in Semi-Logarithmic Scale (For Total T3 values) (Safety Population)

Subject ID/Random Number:



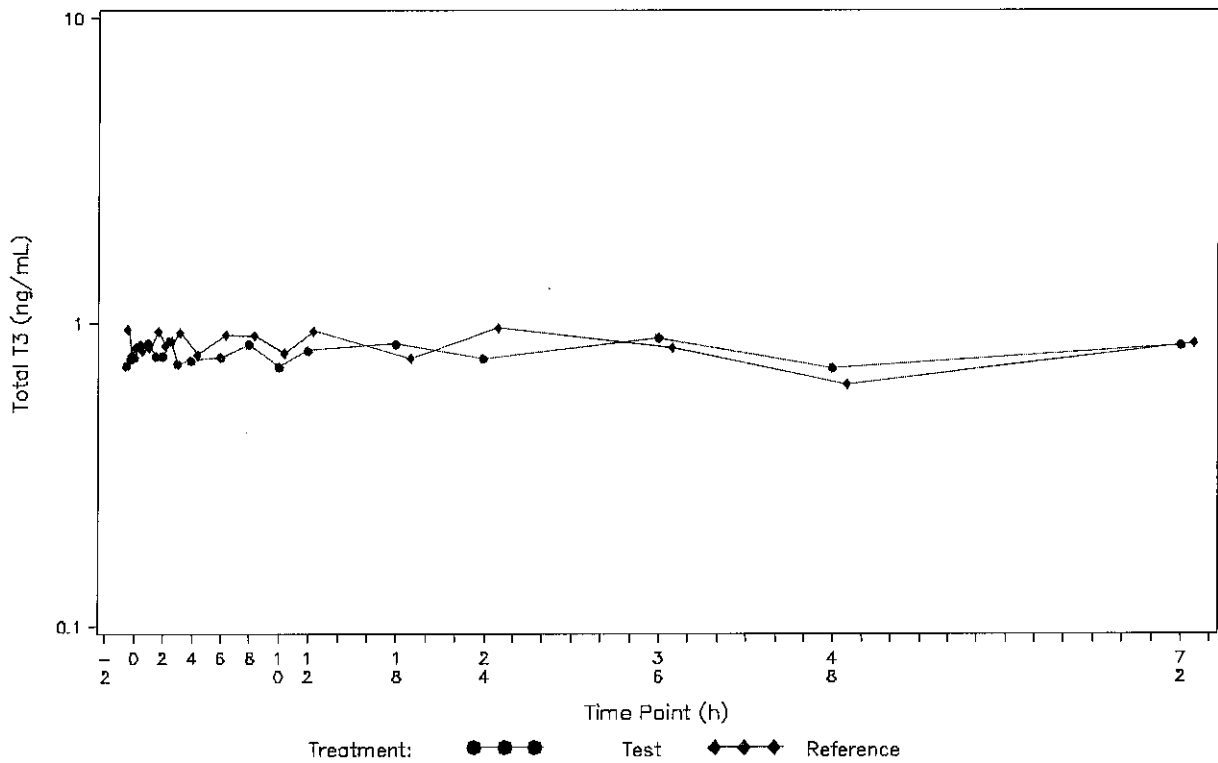
@:Subjects excluded from PK Population;
Test: 600 µg (3*200 µg tablets) levothyroxine new formulation.
Reference: 600 µg (3*200 µg tablets) levothyroxine old formulation.
Source: Table 16.2.5.3

/project24/ep/blinded/e210899_merc/stats/versioncontrol/primary/scripts/program/main/TFL programs/figures/figure
15.4.2.12.sas



Figure 15.4.2.12 Concentration-Time Profiles: Individual Concentration versus Actual Time in Semi-Logarithmic Scale (For Total T3 values) (Safety Population)

Subject ID/Random Number:



@:Subjects excluded from PK Population;
Test: 600 µg (3*200 µg tablets) levothyroxine new formulation.
Reference: 600 µg (3*200 µg tablets) levothyroxine old formulation.
Source: Table 16.2.5.3

/project24/ep/blinded/e210899_merc/stats/versioncontrol/primary/scripts/program/main/TFL programs/figures/figure
15.4.2.12.sas

